



RACINGSA

Thomas Farms RC Murray Bridge SA Race 5: Magic Millions SA 2YO Classic - 1100m

08 March 2025 - 2:35PM



Murray Bridge
Racing Club

Track Rating: Good 4, Weather: Fine, Rail Position: +3m 1200m Chute, True Remainder

Section								Overall	L1000	L800	L600	L400	L200		
Field Times								1:03.47 (0:08.21)	0:55.26 (0:10.73)	0:44.52 (0:10.86)	0:33.67 (0:11.16)	0:22.51 (0:11.01)	0:11.49 (0:11.49)	Margin	Distance Travelled From Winner [m]
Position	#	Horse/Jockey	Barrier	Top Speed [km/h]	Fastest Section	First 400m									
1	11	OLE DANCER Will Price	6	68.0 1000-800	0:10.72 400-200	0:24.71	1:03.47 (0:08.42)	0:55.05 [4] (0:10.92)	0:44.13 [7] (0:10.90)	0:33.23 [8] (0:11.17)	0:22.06 [7] (0:10.72)	0:11.34 [3] (0:11.34)	1:03.47		
2	9	ARTISTIC ANGEL Taylor Johnstone	8	68.8 1200-1000	0:10.73 1000-800	0:24.34	1:03.70 (0:08.21)	0:55.49 [1] (0:10.73)	0:44.76 [2] (0:10.92)	0:33.84 [2] (0:11.10)	0:22.74 [1] (0:11.01)	0:11.73 [1] (0:11.73)	1.68L	-3	
3	1	DAMPEN Manoel Nunes	2	68.7 1200-1000	0:10.76 1000-800	0:24.59	1:03.73 (0:08.46)	0:55.27 [6] (0:10.76)	0:44.51 [4] (0:10.96)	0:33.55 [6] (0:11.15)	0:22.40 [5] (0:10.87)	0:11.53 [4] (0:11.53)	1.88L	-3	
4	12	OUI OUI MA CHERIE Rochelle Milnes	7	68.6 1200-1000	0:10.80 1000-800	0:24.80	1:04.02 (0:08.56)	0:55.45 [9] (0:10.80)	0:44.65 [8] (0:11.02)	0:33.63 [10] (0:11.08)	0:22.55 [8] (0:10.86)	0:11.69 [7] (0:11.69)	3.97L	+1	
5	10	FROTHY MACAW Jacob Opperman	11	68.9 1200-1000	0:10.67 1000-800	0:24.28	1:04.04 (0:08.27)	0:55.77 [2] (0:10.67)	0:45.10 [1] (0:10.86)	0:34.24 [1] (0:11.20)	0:23.04 [2] (0:11.12)	0:11.92 [2] (0:11.92)	4.09L	-1	
6	7	TIZ WORTHY Logan Bates	10	67.9 1000-800	0:10.82 1000-800	0:24.68	1:04.16 (0:08.49)	0:55.67 [7] (0:10.82)	0:44.85 [6] (0:10.93)	0:33.92 [7] (0:11.15)	0:22.77 [6] (0:10.89)	0:11.88 [6] (0:11.88)	4.93L	+2	
7	3	CELTIC THUNDER Todd Pannell	4	68.7 1000-800	0:10.81 1000-800	0:24.50	1:04.23 (0:08.37)	0:55.86 [3] (0:10.81)	0:45.05 [3] (0:10.91)	0:34.14 [3] (0:11.19)	0:22.95 [4] (0:11.08)	0:11.87 [8] (0:11.87)	5.47L	+0	
8	8	TESORO MIO Ryan Curatolo	3	68.2 1000-800	0:10.79 800-600	0:24.69	1:04.35 (0:08.56)	0:55.78 [10] (0:10.80)	0:44.98 [10] (0:10.79)	0:34.19 [4] (0:11.07)	0:23.12 [3] (0:11.01)	0:12.11 [5] (0:12.11)	6.31L	-4	
9	4	KALMANA Jake Toeroek	5	68.1 1200-1000	0:10.87 1000-800	0:24.80	1:04.74 (0:08.50)	0:56.24 [8] (0:10.87)	0:45.37 [9] (0:10.93)	0:34.44 [9] (0:11.32)	0:23.12 [10] (0:11.17)	0:11.95 [9] (0:11.95)	9.11L	-4	
10	2	ASHREIGN Jessica Tzaferis	9	69.1 1200-1000	0:10.80 1000-800	0:24.60	1:05.67 (0:08.44)	0:57.23 [5] (0:10.80)	0:46.43 [5] (0:10.92)	0:35.51 [4] (0:11.39)	0:24.12 [9] (0:11.52)	0:12.60 [10] (0:12.60)	15.74L	+1	

Scratched: Gin Spirit (#6)

Report Created: Sat 08 March 2025 15:23:18 GMT+11 (Note: Timing is based on positional data)

- [] Position in running at each section and finish
- #: Saddle cloth number
- :--:-- No data available at this section
- DNF Did not finish
- NA No data available
- DNT Did not track
- █ Background shading for fastest section



RACINGSA

Thomas Farms RC Murray Bridge SA Race 5: Magic Millions SA 2YO Classic - 1100m

08 March 2025 - 2:35PM

Track Rating: Good 4, Weather: Fine, Rail Position: +3m 1200m Chute, True Remainder



Murray Bridge
Racing Club

Section							Overall	L1000	L800	L600	L400	L200		
Field Times							1:03.47	0:55.26	0:44.52	0:33.67	0:22.51	0:11.49		
							(0:08.21)	(0:10.73)	(0:10.86)	(0:11.16)	(0:11.01)	(0:11.49)		
Position	#	Horse/Jockey	Barrier	Top Speed [km/h]	Fastest Section	First 400m						Margin	Distance Travelled From Winner [m]	
11	5	ONE WHIM	1	59.6	0:12.90	0:33.85	1:32.70	1:22.12 [11]	1:05.34 [11]	0:52.44 [11]	0:38.80 [11]	0:22.25 [11]	208.78L	+0
		Connor Murtagh		1000-800	800-600		(0:10.57)	(0:16.78)	(0:12.90)	(0:13.64)	(0:16.55)	(0:22.25)		

Scratched: Gin Spirit (#6)

- [] Position in running at each section and finish # Saddle cloth number
- :--:-- No data available at this section DNF Did not finish
- NA No data available DNT Did not track
- Background shading for fastest section

Horse/Jockey Name	OLE DANCER/Will Price
Finish Rank	1
Fastest Section Time (Section)	0:10.72 (L400)
Top Speed [km/h] (Section)	68.0 (L1000)
Race State	Finished



Thomas Farms RC Murray Bridge SA - Professional

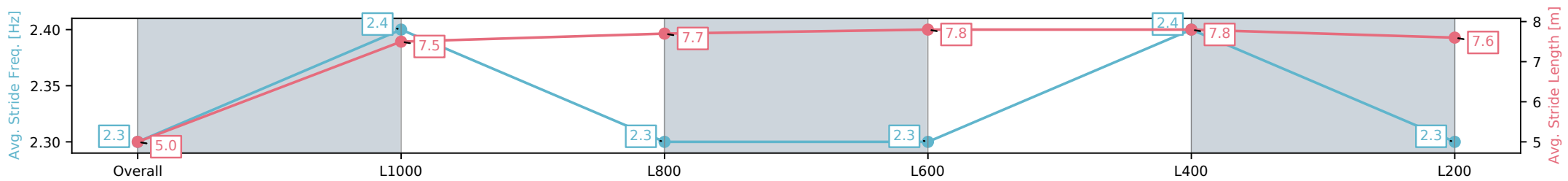
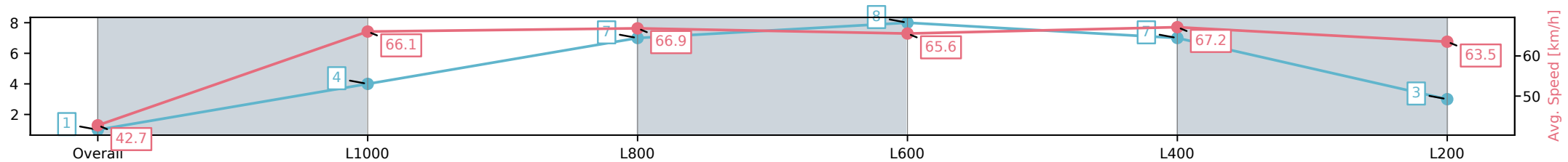
Race 5: Magic Millions SA 2YO Classic - 1100m

08 March 2025 - 2:35PM

Track Rating: Good 4, Weather: Fine, Rail Position: +3m 1200m
Chute, True Remainder



Section	Overall	L1000	L800	L600	L400	L200
Section Times	1:03.47[1] (0:08.42)	0:55.05[4] (0:10.92)	0:44.13[7] (0:10.90)	0:33.23[8] (0:11.17)	0:22.06[7] (0:10.72)	0:11.34[3] (0:11.34)
Average Speed [km/h]	42.7	66.1	66.9	65.6	67.2	63.5
Top Speed [km/h]	62.5	67.5	68.0	67.0	67.6	66.3
Avg. Dist. to Rail [m]	3.9	3.6	4.7	4.2	7.3	7.2
Avg. Stride Freq. [Hz]	2.3	2.4	2.3	2.3	2.4	2.3
Avg. Stride Length [m]	5.0	7.5	7.7	7.8	7.8	7.6



[] Ranking at each section and finish
 -:-:- No data available at this section
 NA No data available

Horse/Jockey Name	ARTISTIC ANGEL/Taylor Johnstone
Finish Rank	2
Fastest Section Time (Section)	0:10.73 (L1000)
Top Speed [km/h] (Section)	68.8 (Overall)
Race State	Finished



Thomas Farms RC Murray Bridge SA - Professional

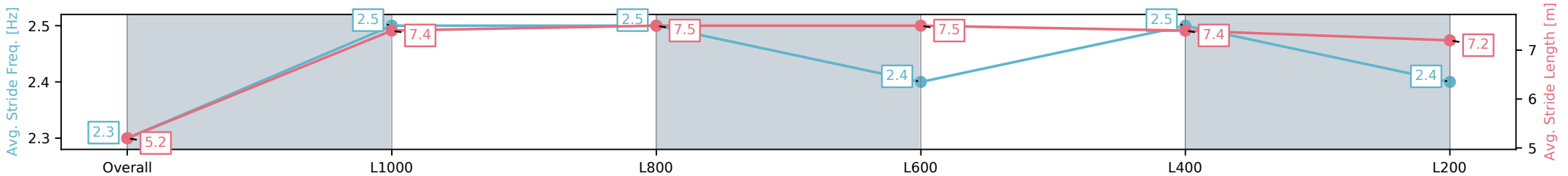
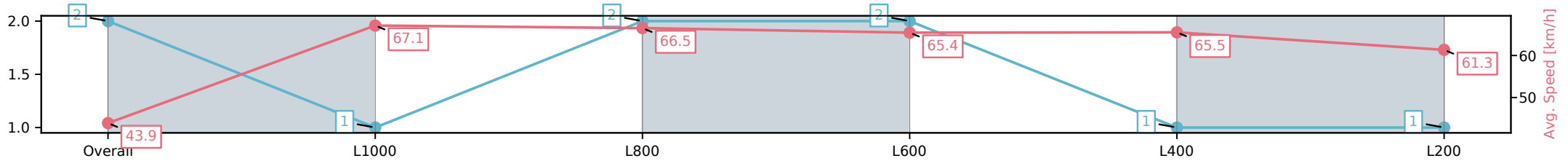
Race 5: Magic Millions SA 2YO Classic - 1100m

08 March 2025 - 2:35PM

Track Rating: Good 4, Weather: Fine, Rail Position: +3m 1200m
Chute, True Remainder



Section	Overall	L1000	L800	L600	L400	L200
Section Times	1:03.70[2] (0:08.21)	0:55.49[1] (0:10.73)	0:44.76[2] (0:10.92)	0:33.84[2] (0:11.10)	0:22.74[1] (0:11.01)	0:11.73[1] (0:11.73)
Average Speed [km/h]	43.9	67.1	66.5	65.4	65.5	61.3
Top Speed [km/h]	63.0	68.8	67.4	66.2	67.2	64.2
Avg. Dist. to Rail [m]	5.1	3.3	3.0	2.2	3.9	4.6
Avg. Stride Freq. [Hz]	2.3	2.5	2.5	2.4	2.5	2.4
Avg. Stride Length [m]	5.2	7.4	7.5	7.5	7.4	7.2



- [] Ranking at each section and finish
- :-:- No data available at this section
- NA No data available

Horse/Jockey Name	DAMPEN/Manoel Nunes
Finish Rank	3
Fastest Section Time (Section)	0:10.76 (L1000)
Top Speed [km/h] (Section)	68.7 (Overall)
Race State	Finished



Thomas Farms RC Murray Bridge SA - Professional

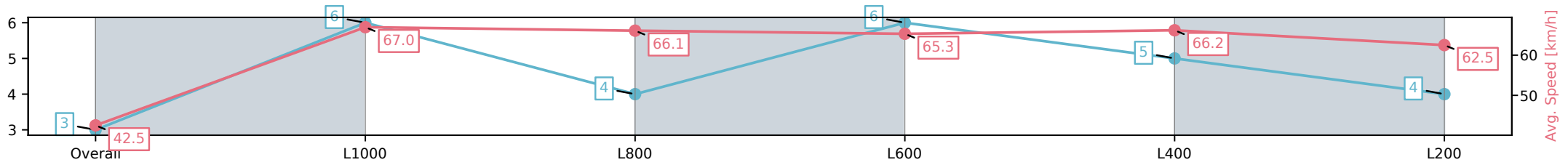
Race 5: Magic Millions SA 2YO Classic - 1100m

08 March 2025 - 2:35PM

Track Rating: Good 4, Weather: Fine, Rail Position: +3m 1200m
Chute, True Remainder



Section	Overall	L1000	L800	L600	L400	L200
Section Times	1:03.73[3] (0:08.46)	0:55.27[6] (0:10.76)	0:44.51[4] (0:10.96)	0:33.55[6] (0:11.15)	0:22.40[5] (0:10.87)	0:11.53[4] (0:11.53)
Average Speed [km/h]	42.5	67.0	66.1	65.3	66.2	62.5
Top Speed [km/h]	63.5	68.7	68.5	66.9	67.3	65.7
Avg. Dist. to Rail [m]	1.7	1.0	2.2	2.6	5.1	6.1
Avg. Stride Freq. [Hz]	2.3	2.4	2.3	2.3	2.4	2.3
Avg. Stride Length [m]	5.2	7.7	7.8	7.9	7.6	7.4



- [] Ranking at each section and finish
- :-:- No data available at this section
- NA No data available

Horse/Jockey Name	OUI OUI MA CHERIE/Rochelle Milnes
Finish Rank	4
Fastest Section Time (Section)	0:10.80 (L1000)
Top Speed [km/h] (Section)	68.6 (Overall)
Race State	Finished



Thomas Farms RC Murray Bridge SA - Professional

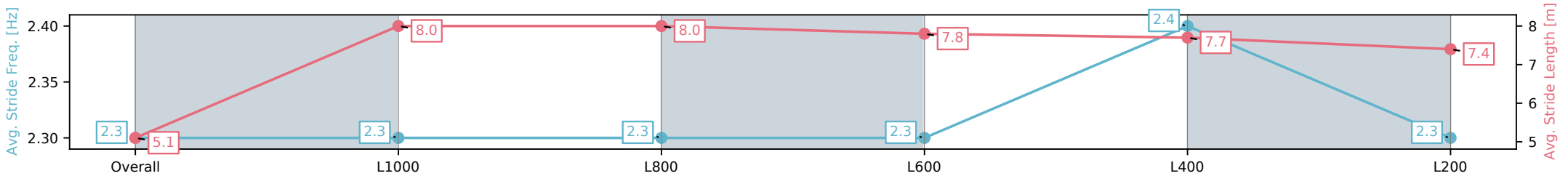
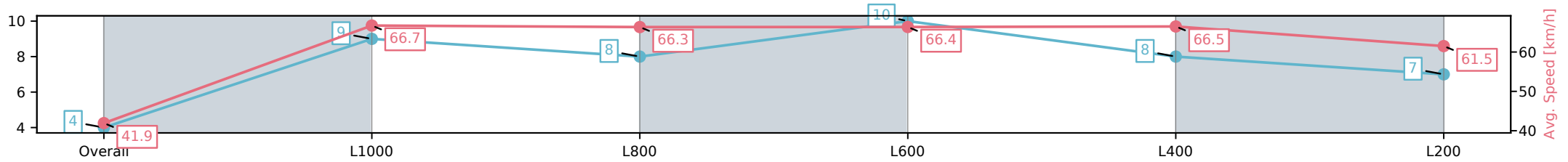
Race 5: Magic Millions SA 2YO Classic - 1100m

08 March 2025 - 2:35PM

Track Rating: Good 4, Weather: Fine, Rail Position: +3m 1200m
Chute, True Remainder



Section	Overall	L1000	L800	L600	L400	L200
Section Times	1:04.02[4] (0:08.56)	0:55.45[9] (0:10.80)	0:44.65[8] (0:11.02)	0:33.63[10] (0:11.08)	0:22.55[8] (0:10.86)	0:11.69[7] (0:11.69)
Average Speed [km/h]	41.9	66.7	66.3	66.4	66.5	61.5
Top Speed [km/h]	63.4	68.6	67.6	68.1	67.9	65.0
Avg. Dist. to Rail [m]	4.4	4.1	5.0	5.4	9.8	10.1
Avg. Stride Freq. [Hz]	2.3	2.3	2.3	2.3	2.4	2.3
Avg. Stride Length [m]	5.1	8.0	8.0	7.8	7.7	7.4



- [] Ranking at each section and finish
- :-:- No data available at this section
- NA No data available

Horse/Jockey Name	FROTHY MACAW/Jacob Opperman
Finish Rank	5
Fastest Section Time (Section)	0:10.67 (L1000)
Top Speed [km/h] (Section)	68.9 (Overall)
Race State	Finished



Thomas Farms RC Murray Bridge SA - Professional

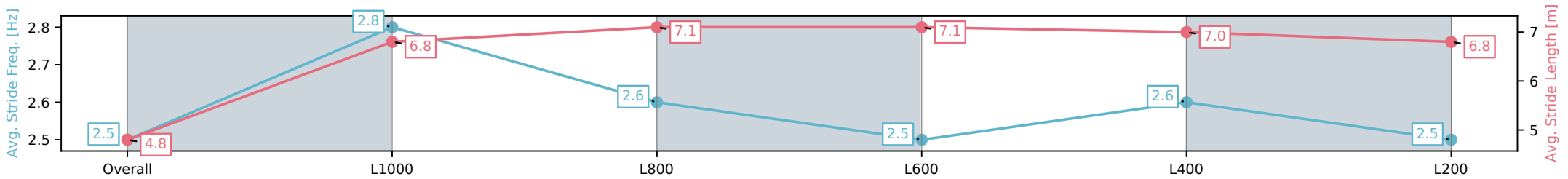
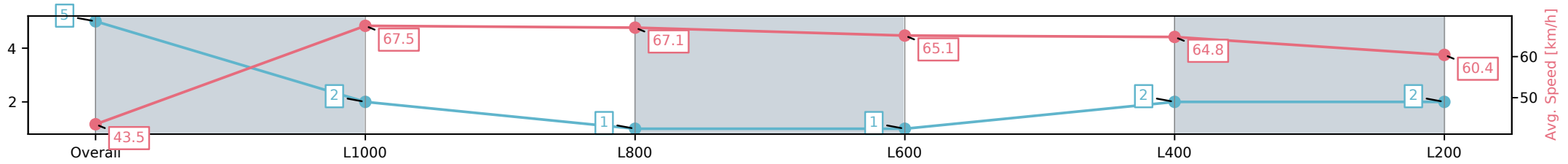
Race 5: Magic Millions SA 2YO Classic - 1100m

08 March 2025 - 2:35PM

Track Rating: Good 4, Weather: Fine, Rail Position: +3m 1200m
Chute, True Remainder



Section	Overall	L1000	L800	L600	L400	L200
Section Times	1:04.04[5] (0:08.27)	0:55.77[2] (0:10.67)	0:45.10[1] (0:10.86)	0:34.24[1] (0:11.20)	0:23.04[2] (0:11.12)	0:11.92[2] (0:11.92)
Average Speed [km/h]	43.5	67.5	67.1	65.1	64.8	60.4
Top Speed [km/h]	64.2	68.9	68.7	65.7	65.9	62.8
Avg. Dist. to Rail [m]	7.4	5.0	3.9	3.3	4.4	4.9
Avg. Stride Freq. [Hz]	2.5	2.8	2.6	2.5	2.6	2.5
Avg. Stride Length [m]	4.8	6.8	7.1	7.1	7.0	6.8



- [] Ranking at each section and finish
- :-:- No data available at this section
- NA No data available

Horse/Jockey Name	TIZ WORTHY/Logan Bates
Finish Rank	6
Fastest Section Time (Section)	0:10.82 (L1000)
Top Speed [km/h] (Section)	67.9 (L1000)
Race State	Finished



Thomas Farms RC Murray Bridge SA - Professional

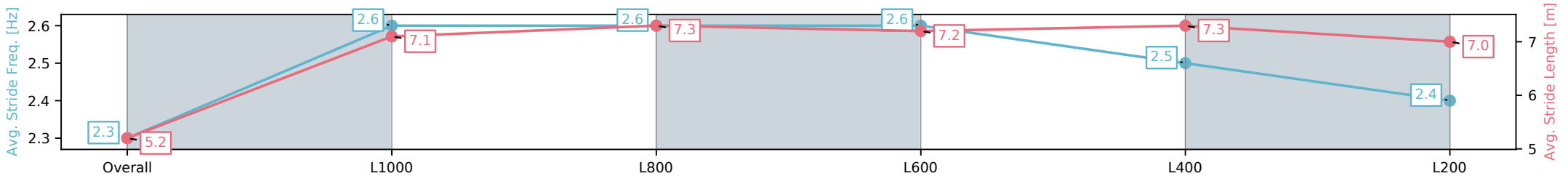
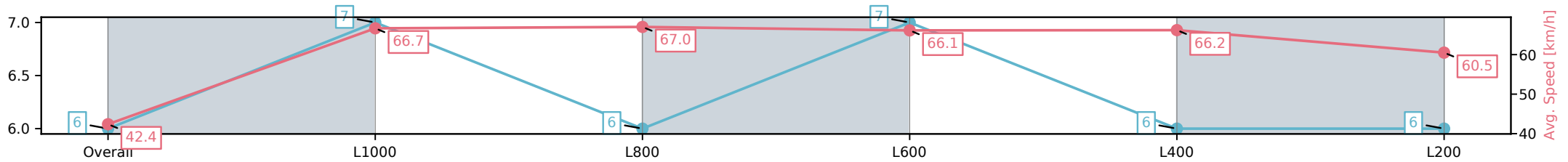
Race 5: Magic Millions SA 2YO Classic - 1100m

08 March 2025 - 2:35PM

Track Rating: Good 4, Weather: Fine, Rail Position: +3m 1200m
Chute, True Remainder



Section	Overall	L1000	L800	L600	L400	L200
Section Times	1:04.16[6] (0:08.49)	0:55.67[7] (0:10.82)	0:44.85[6] (0:10.93)	0:33.92[7] (0:11.15)	0:22.77[6] (0:10.89)	0:11.88[6] (0:11.88)
Average Speed [km/h]	42.4	66.7	67.0	66.1	66.2	60.5
Top Speed [km/h]	62.8	67.8	67.9	66.7	66.8	64.8
Avg. Dist. to Rail [m]	6.1	5.2	5.7	5.7	8.8	9.2
Avg. Stride Freq. [Hz]	2.3	2.6	2.6	2.6	2.5	2.4
Avg. Stride Length [m]	5.2	7.1	7.3	7.2	7.3	7.0



- [] Ranking at each section and finish
- :-:- No data available at this section
- NA No data available

Horse/Jockey Name	CELTIC THUNDER/Todd Pannell
Finish Rank	7
Fastest Section Time (Section)	0:10.81 (L1000)
Top Speed [km/h] (Section)	68.7 (L1000)
Race State	Finished



Thomas Farms RC Murray Bridge SA - Professional

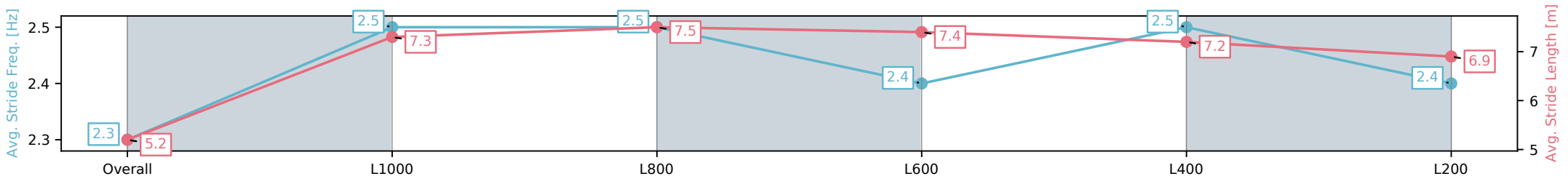
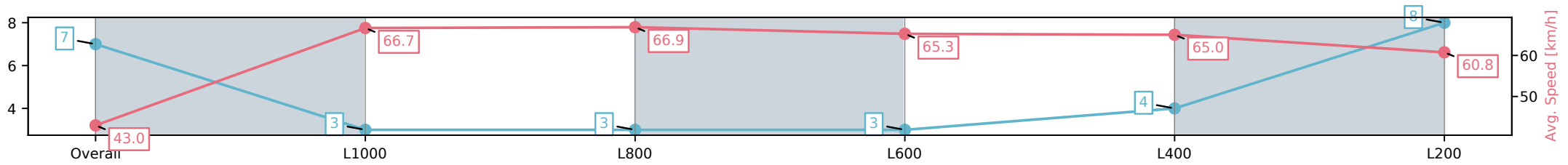
Race 5: Magic Millions SA 2YO Classic - 1100m

08 March 2025 - 2:35PM

Track Rating: Good 4, Weather: Fine, Rail Position: +3m 1200m
Chute, True Remainder



Section	Overall	L1000	L800	L600	L400	L200
Section Times	1:04.23[7] (0:08.37)	0:55.86[3] (0:10.81)	0:45.05[3] (0:10.91)	0:34.14[3] (0:11.19)	0:22.95[4] (0:11.08)	0:11.87[8] (0:11.87)
Average Speed [km/h]	43.0	66.7	66.9	65.3	65.0	60.8
Top Speed [km/h]	63.0	67.8	68.7	66.3	66.0	64.0
Avg. Dist. to Rail [m]	0.9	2.3	4.1	3.9	7.1	7.8
Avg. Stride Freq. [Hz]	2.3	2.5	2.5	2.4	2.5	2.4
Avg. Stride Length [m]	5.2	7.3	7.5	7.4	7.2	6.9



- [] Ranking at each section and finish
- :-:- No data available at this section
- NA No data available

Horse/Jockey Name	TESORO MIO/Ryan Curatolo
Finish Rank	8
Fastest Section Time (Section)	0:10.79 (L800)
Top Speed [km/h] (Section)	68.2 (L1000)
Race State	Finished



Thomas Farms RC Murray Bridge SA - Professional

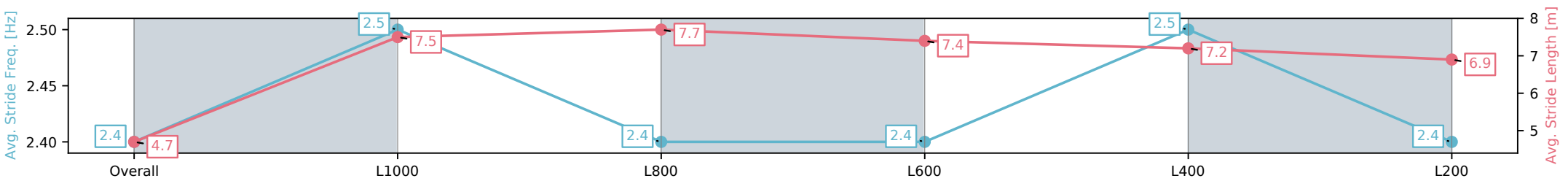
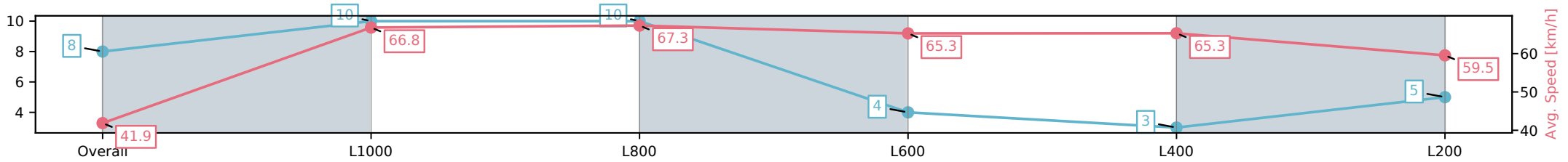
Race 5: Magic Millions SA 2YO Classic - 1100m

08 March 2025 - 2:35PM

Track Rating: Good 4, Weather: Fine, Rail Position: +3m 1200m
Chute, True Remainder



Section	Overall	L1000	L800	L600	L400	L200
Section Times	1:04.35[8] (0:08.56)	0:55.78[10] (0:10.80)	0:44.98[10] (0:10.79)	0:34.19[4]	0:23.12[3] (0:11.01)	0:12.11[5] (0:12.11)
Average Speed [km/h]	41.9	66.8	67.3	65.3	65.3	59.5
Top Speed [km/h]	64.5	68.0	68.2	66.3	66.2	63.3
Avg. Dist. to Rail [m]	0.9	2.5	3.1	1.0	2.1	2.9
Avg. Stride Freq. [Hz]	2.4	2.5	2.4	2.4	2.5	2.4
Avg. Stride Length [m]	4.7	7.5	7.7	7.4	7.2	6.9



- [] Ranking at each section and finish
- :-:- No data available at this section
- NA No data available

Horse/Jockey Name	KALMANA/Jake Toeroek
Finish Rank	9
Fastest Section Time (Section)	0:10.87 (L1000)
Top Speed [km/h] (Section)	68.1 (Overall)
Race State	Finished



Thomas Farms RC Murray Bridge SA - Professional

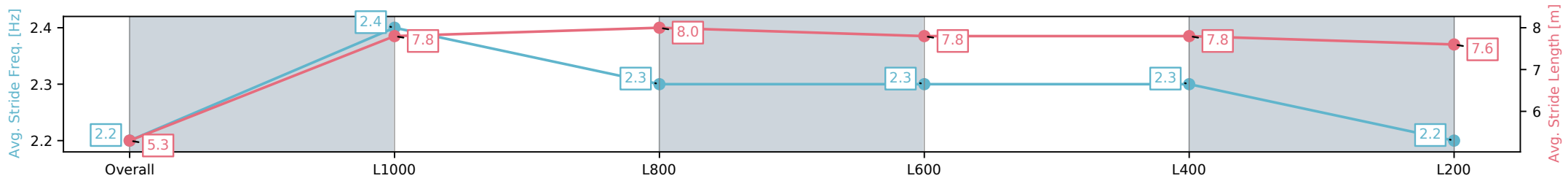
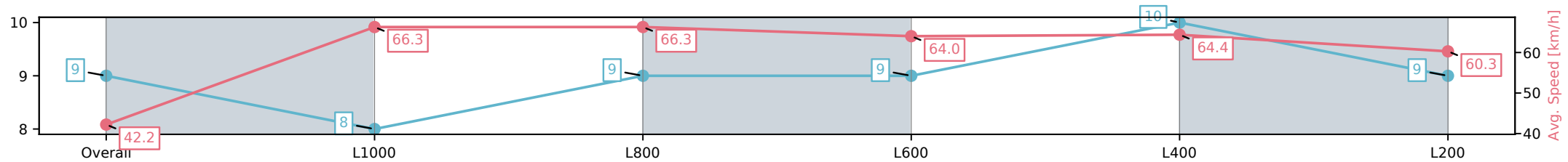
Race 5: Magic Millions SA 2YO Classic - 1100m

08 March 2025 - 2:35PM

Track Rating: Good 4, Weather: Fine, Rail Position: +3m 1200m
Chute, True Remainder



Section	Overall	L1000	L800	L600	L400	L200
Section Times	1:04.74[9] (0:08.50)	0:56.24[8] (0:10.87)	0:45.37[9] (0:10.93)	0:34.44[9] (0:11.32)	0:23.12[10] (0:11.17)	0:11.95[9] (0:11.95)
Average Speed [km/h]	42.2	66.3	66.3	64.0	64.4	60.3
Top Speed [km/h]	62.6	68.1	67.6	65.0	65.0	62.9
Avg. Dist. to Rail [m]	2.0	1.8	2.7	1.4	4.7	6.3
Avg. Stride Freq. [Hz]	2.2	2.4	2.3	2.3	2.3	2.2
Avg. Stride Length [m]	5.3	7.8	8.0	7.8	7.8	7.6



[] Ranking at each section and finish
 -:-:- No data available at this section
 NA No data available

Horse/Jockey Name	ASHREIGN/Jessica Tzaferis
Finish Rank	10
Fastest Section Time (Section)	0:10.80 (L1000)
Top Speed [km/h] (Section)	69.1 (Overall)
Race State	Finished



Thomas Farms RC Murray Bridge SA - Professional

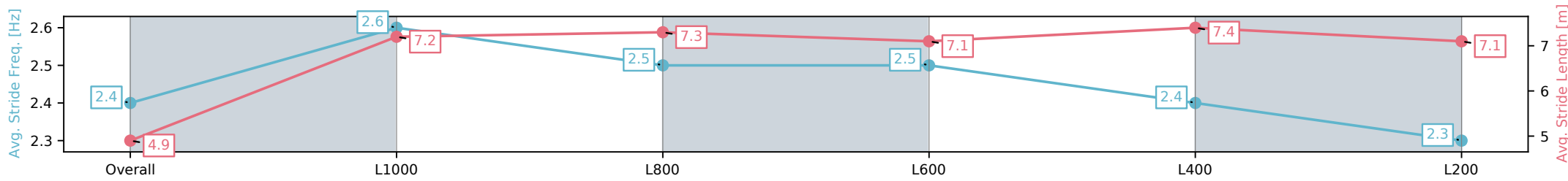
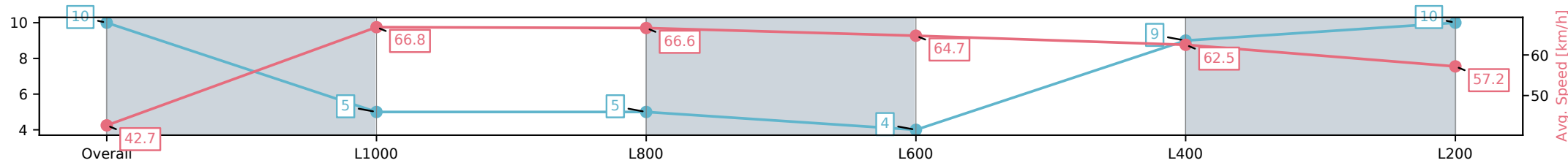
Race 5: Magic Millions SA 2YO Classic - 1100m

08 March 2025 - 2:35PM

Track Rating: Good 4, Weather: Fine, Rail Position: +3m 1200m
Chute, True Remainder



Section	Overall	L1000	L800	L600	L400	L200
Section Times	1:05.67[10] (0:08.44)	0:57.23[5] (0:10.80)	0:46.43[5] (0:10.92)	0:35.51[4] (0:11.39)	0:24.12[9] (0:11.52)	0:12.60[10] (0:12.60)
Average Speed [km/h]	42.7	66.8	66.6	64.7	62.5	57.2
Top Speed [km/h]	62.5	69.1	68.4	65.6	65.6	59.7
Avg. Dist. to Rail [m]	5.8	4.9	4.7	5.6	8.9	9.6
Avg. Stride Freq. [Hz]	2.4	2.6	2.5	2.5	2.4	2.3
Avg. Stride Length [m]	4.9	7.2	7.3	7.1	7.4	7.1



[] Ranking at each section and finish
 -:-:- No data available at this section
 NA No data available

Horse/Jockey Name	ONE WHIM/Connor Murtagh
Finish Rank	11
Fastest Section Time (Section)	0:12.90 (L800)
Top Speed [km/h] (Section)	59.6 (L1000)
Race State	Finished



Thomas Farms RC Murray Bridge SA - Professional

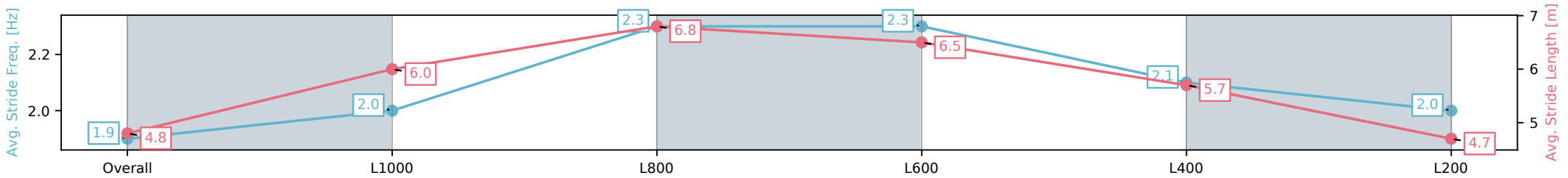
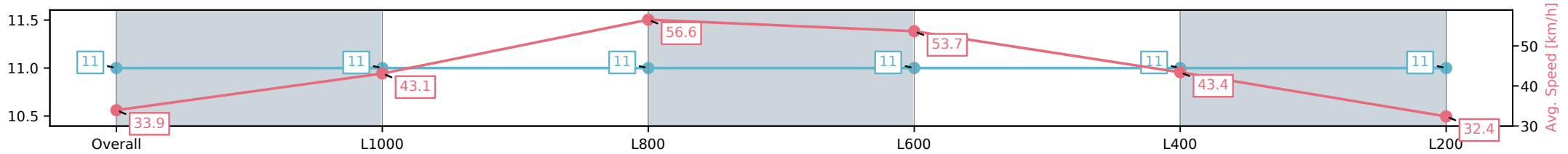
Race 5: Magic Millions SA 2YO Classic - 1100m

08 March 2025 - 2:35PM

Track Rating: Good 4, Weather: Fine, Rail Position: +3m 1200m
Chute, True Remainder



Section	Overall	L1000	L800	L600	L400	L200
Section Times	1:32.70[11] (0:10.57)	1:22.12[11] (0:16.78)	1:05.34[11] (0:12.90)	0:52.44[11] (0:13.64)	0:38.80[11] (0:16.55)	0:22.25[11] (0:22.25)
Average Speed [km/h]	33.9	43.1	56.6	53.7	43.4	32.4
Top Speed [km/h]	40.1	52.0	59.6	55.9	49.7	39.4
Avg. Dist. to Rail [m]	1.8	1.8	5.7	3.6	4.7	4.0
Avg. Stride Freq. [Hz]	1.9	2.0	2.3	2.3	2.1	2.0
Avg. Stride Length [m]	4.8	6.0	6.8	6.5	5.7	4.7



- [] Ranking at each section and finish
- :-:- No data available at this section
- NA No data available