



RACINGSA

Thomas Farms RC Murray Bridge SA
Race 4: Sportsbet Same Race Multi Maiden Plate - 1000m
08 March 2025 - 2:02PM



Murray Bridge
Racing Club

Track Rating: Good 4, Weather: Fine, Rail Position: +3m 1200m Chute, True Remainder

Section Field Times table with columns for Overall, L800, L600, L400, L200 and their respective times.

Main race results table with columns: Position, #, Horse/Jockey, Barrier, Top Speed [km/h], Fastest Section, First 400m, Overall, L800, L600, L400, L200, Margin, Distance Travelled From Winner [m].

- Legend for symbols: [] Position in running at each section and finish, # Saddle cloth number, --- No data available at this section, DNF Did not finish, NA No data available, DNT Did not track, Background shading for fastest section



RACINGSA

Thomas Farms RC Murray Bridge SA
Race 4: Sportsbet Same Race Multi Maiden Plate - 1000m
08 March 2025 - 2:02PM



Murray Bridge
Racing Club

Track Rating: Good 4, Weather: Fine, Rail Position: +3m 1200m Chute, True Remainder

Section	Overall	L800	L600	L400	L200
Field Times	0:56.45 (0:13.25)	0:43.20 (0:10.64)	0:32.56 (0:10.82)	0:21.74 (0:10.55)	0:11.20 (0:11.20)

Position	#	Horse/Jockey	Barrier	Top Speed [km/h]	Fastest Section	First 400m	Overall	L800	L600	L400	L200	Margin	Distance Travelled From Winner [m]
11	7	BARYNYA Alana Kelly	10	67.4 600-400	0:10.94 400-200	0:25.11	0:58.99 (0:14.10)	0:44.89 [12] (0:11.01)	0:33.88 [12] (0:11.09)	0:22.79 [12] (0:10.94)	0:11.85 [11] (0:11.85)	17.08L	+2
12	12	VALLEY SHOP Teagan Voorham	6	66.4 1000-800	0:11.11 600-400	0:24.99	0:59.24 (0:13.84)	0:45.40 [10] (0:11.15)	0:34.25 [11] (0:11.11)	0:23.14 [11] (0:11.15)	0:11.99 [12] (0:11.99)	18.71L	-1

- [] Position in running at each section and finish
- #: Saddle cloth number
- : No data available at this section
- DNF: Did not finish
- NA: No data available
- DNT: Did not track
- █ Background shading for fastest section

Horse/Jockey Name	AD ASTRA/Ben Price
Finish Rank	1
Fastest Section Time (Section)	0:10.55 (L400)
Top Speed [km/h] (Section)	69.7 (L600)
Race State	Finished



Thomas Farms RC Murray Bridge SA - Professional


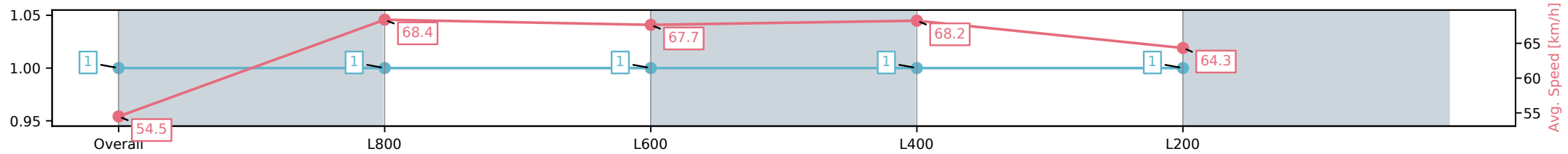
Race 4: Sportsbet Same Race Multi Maiden Plate - 1000m

08 March 2025 - 2:02PM

Track Rating: Good 4, Weather: Fine, Rail Position: +3m 1200m
Chute, True Remainder



Section	Overall	L800	L600	L400	L200
Section Times	0:56.45[1] (0:13.24)	0:43.21[1] (0:10.64)	0:32.57[1] (0:10.82)	0:21.75[1] (0:10.55)	0:11.20[1] (0:11.20)
Average Speed [km/h]	54.5	68.4	67.7	68.2	64.3
Top Speed [km/h]	68.5	69.2	69.4	69.7	67.0
Avg. Dist. to Rail [m]	5.5	4.5	3.9	7.1	8.1
Avg. Stride Freq. [Hz]	2.3	2.4	2.4	2.4	2.3
Avg. Stride Length [m]	6.5	8.0	7.8	7.8	7.7



[] Ranking at each section and finish
 -:-:- No data available at this section
 NA No data available

Horse/Jockey Name	MISS SLIPSTREAM/Rochelle Milnes
Finish Rank	2
Fastest Section Time (Section)	0:10.61 (L400)
Top Speed [km/h] (Section)	69.6 (L800)
Race State	Finished



Thomas Farms RC Murray Bridge SA - Professional


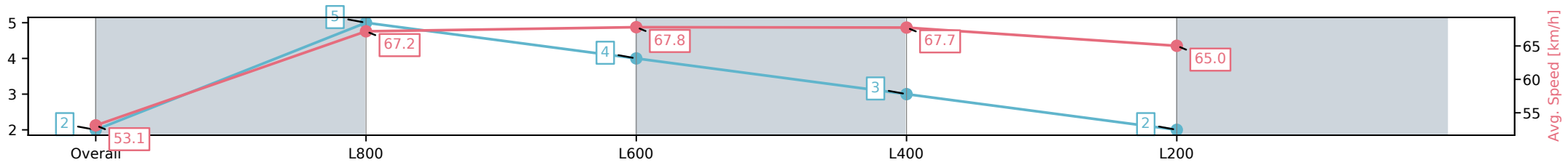
Race 4: Sportsbet Same Race Multi Maiden Plate - 1000m

08 March 2025 - 2:02PM

Track Rating: Good 4, Weather: Fine, Rail Position: +3m 1200m
Chute, True Remainder



Section	Overall	L800	L600	L400	L200
Section Times	0:56.77[2] (0:13.57)	0:43.19[5] (0:10.75)	0:32.44[4] (0:10.75)	0:21.69[3] (0:10.61)	0:11.08[2] (0:11.08)
Average Speed [km/h]	53.1	67.2	67.8	67.7	65.0
Top Speed [km/h]	68.6	69.5	69.6	68.4	67.9
Avg. Dist. to Rail [m]	0.7	1.9	2.8	6.2	5.4
Avg. Stride Freq. [Hz]	2.3	2.4	2.4	2.4	2.4
Avg. Stride Length [m]	6.3	7.8	7.7	7.7	7.5



- [] Ranking at each section and finish
- :--:- No data available at this section
- NA No data available

Horse/Jockey Name	MOUGENOT/Connor Murtagh
Finish Rank	3
Fastest Section Time (Section)	0:10.54 (L400)
Top Speed [km/h] (Section)	69.1 (L600)
Race State	Finished



Thomas Farms RC Murray Bridge SA - Professional

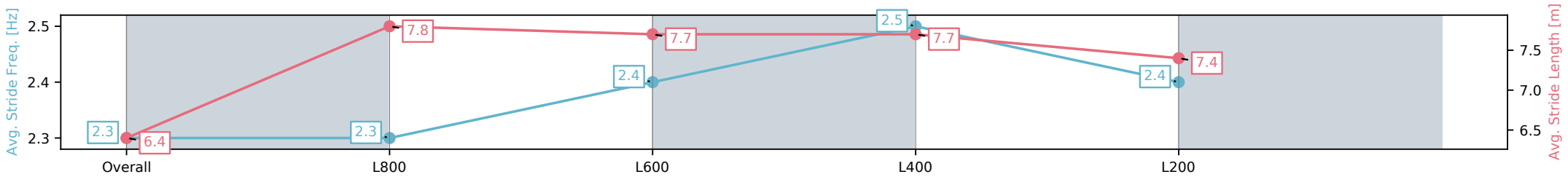
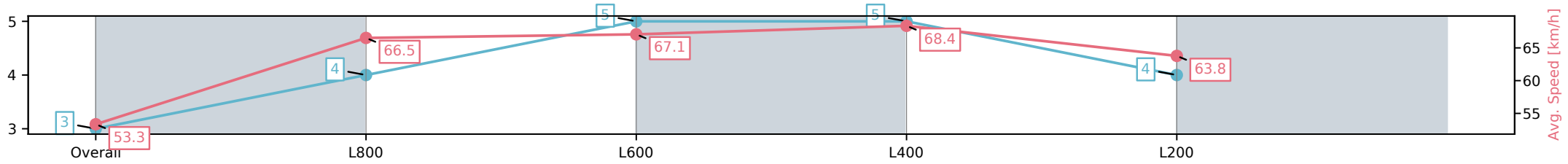
Race 4: Sportsbet Same Race Multi Maiden Plate - 1000m

08 March 2025 - 2:02PM

Track Rating: Good 4, Weather: Fine, Rail Position: +3m 1200m
Chute, True Remainder



Section	Overall	L800	L600	L400	L200
Section Times	0:57.23[3] (0:13.53)	0:43.70[4] (0:10.96)	0:32.74[5] (0:10.92)	0:21.82[5] (0:10.54)	0:11.28[4] (0:11.28)
Average Speed [km/h]	53.3	66.5	67.1	68.4	63.8
Top Speed [km/h]	66.7	67.7	67.6	69.1	66.9
Avg. Dist. to Rail [m]	8.8	5.0	4.0	7.5	8.0
Avg. Stride Freq. [Hz]	2.3	2.3	2.4	2.5	2.4
Avg. Stride Length [m]	6.4	7.8	7.7	7.7	7.4



- [] Ranking at each section and finish
- :-:- No data available at this section
- NA No data available

Horse/Jockey Name	ROUND TWO/Felicity Atkinson
Finish Rank	4
Fastest Section Time (Section)	0:10.62 (L400)
Top Speed [km/h] (Section)	69.0 (L800)
Race State	Finished



Thomas Farms RC Murray Bridge SA - Professional

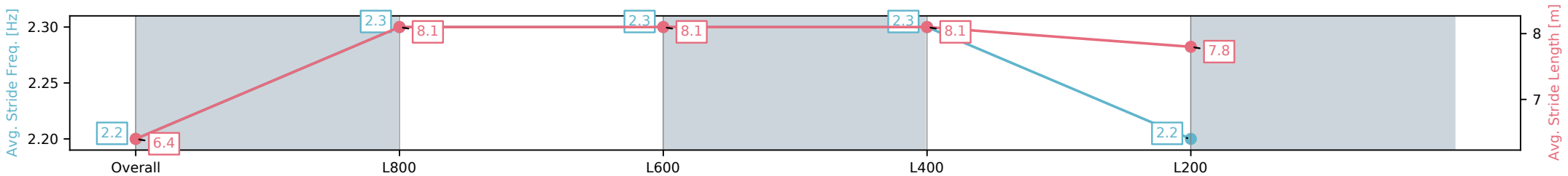
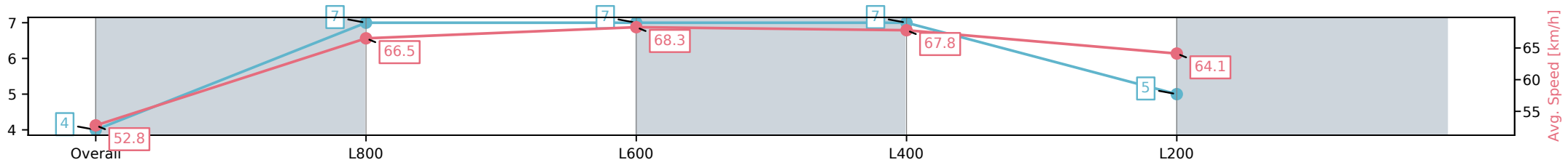
Race 4: Sportsbet Same Race Multi Maiden Plate - 1000m

08 March 2025 - 2:02PM

Track Rating: Good 4, Weather: Fine, Rail Position: +3m 1200m
Chute, True Remainder



Section	Overall	L800	L600	L400	L200
Section Times	0:57.30[4] (0:13.66)	0:43.64[7] (0:11.00)	0:32.64[7] (0:10.79)	0:21.85[7] (0:10.62)	0:11.23[5] (0:11.23)
Average Speed [km/h]	52.8	66.5	68.3	67.8	64.1
Top Speed [km/h]	65.8	67.8	69.0	69.0	66.1
Avg. Dist. to Rail [m]	6.6	5.8	5.4	9.5	10.1
Avg. Stride Freq. [Hz]	2.2	2.3	2.3	2.3	2.2
Avg. Stride Length [m]	6.4	8.1	8.1	8.1	7.8



- [] Ranking at each section and finish
- :--:- No data available at this section
- NA No data available

Horse/Jockey Name	BEL HOTESSE/Taylor Johnstone
Finish Rank	5
Fastest Section Time (Section)	0:10.71 (L800)
Top Speed [km/h] (Section)	69.7 (Overall)
Race State	Finished



Thomas Farms RC Murray Bridge SA - Professional

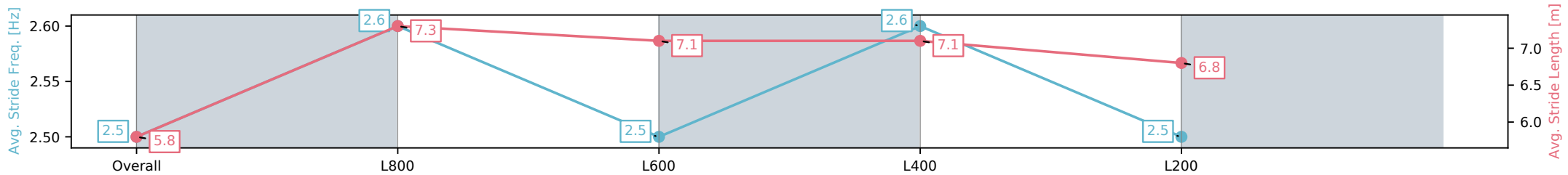
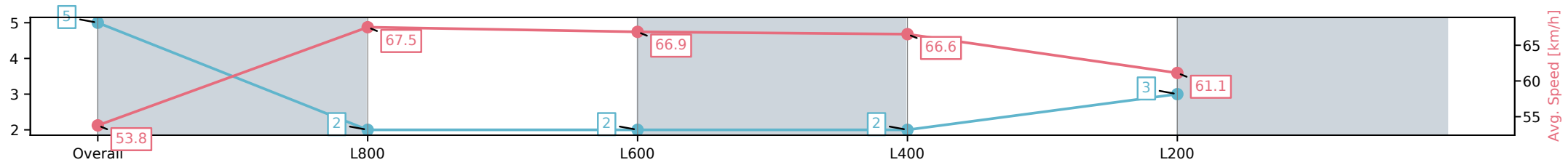
Race 4: Sportsbet Same Race Multi Maiden Plate - 1000m

08 March 2025 - 2:02PM

Track Rating: Good 4, Weather: Fine, Rail Position: +3m 1200m
Chute, True Remainder



Section	Overall	L800	L600	L400	L200
Section Times	0:57.58[5] (0:13.39)	0:44.19[2] (0:10.71)	0:33.48[2] (0:10.88)	0:22.60[2] (0:10.83)	0:11.77[3] (0:11.77)
Average Speed [km/h]	53.8	67.5	66.9	66.6	61.1
Top Speed [km/h]	68.4	69.7	67.8	67.9	64.0
Avg. Dist. to Rail [m]	1.7	2.2	2.3	4.7	4.7
Avg. Stride Freq. [Hz]	2.5	2.6	2.5	2.6	2.5
Avg. Stride Length [m]	5.8	7.3	7.1	7.1	6.8



- [] Ranking at each section and finish
- :-:- No data available at this section
- NA No data available

Horse/Jockey Name	EMBELLISHER/Jason Holder
Finish Rank	6
Fastest Section Time (Section)	0:10.69 (L400)
Top Speed [km/h] (Section)	69.7 (L600)
Race State	Finished



Thomas Farms RC Murray Bridge SA - Professional

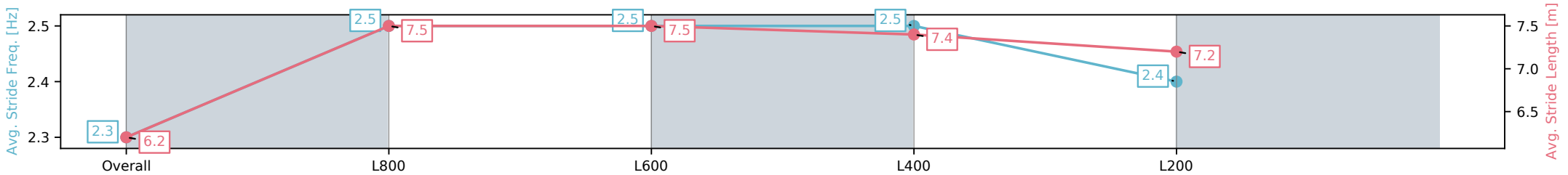
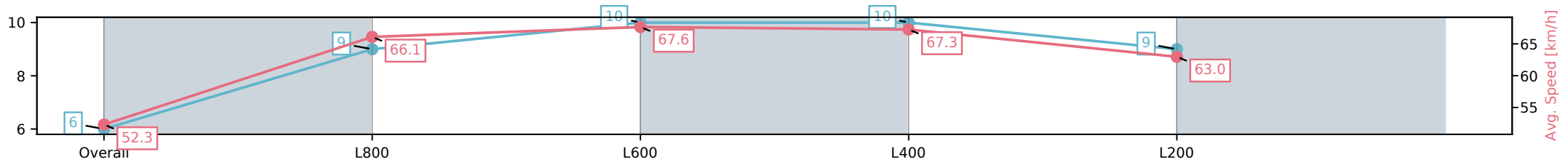
Race 4: Sportsbet Same Race Multi Maiden Plate - 1000m

08 March 2025 - 2:02PM

Track Rating: Good 4, Weather: Fine, Rail Position: +3m 1200m
Chute, True Remainder



Section	Overall	L800	L600	L400	L200
Section Times	0:57.84[6] (0:13.79)	0:44.05[9] (0:11.07)	0:32.98[10] (0:10.86)	0:22.12[10] (0:10.69)	0:11.43[9] (0:11.43)
Average Speed [km/h]	52.3	66.1	67.6	67.3	63.0
Top Speed [km/h]	65.7	67.0	69.3	69.7	65.7
Avg. Dist. to Rail [m]	8.6	6.3	4.5	7.5	8.0
Avg. Stride Freq. [Hz]	2.3	2.5	2.5	2.5	2.4
Avg. Stride Length [m]	6.2	7.5	7.5	7.4	7.2



- [] Ranking at each section and finish
- :-:- No data available at this section
- NA No data available

Horse/Jockey Name	DRUMLARGEN/Ryan Hurdle
Finish Rank	7
Fastest Section Time (Section)	0:10.79 (L800)
Top Speed [km/h] (Section)	68.6 (Overall)
Race State	Finished



Thomas Farms RC Murray Bridge SA - Professional

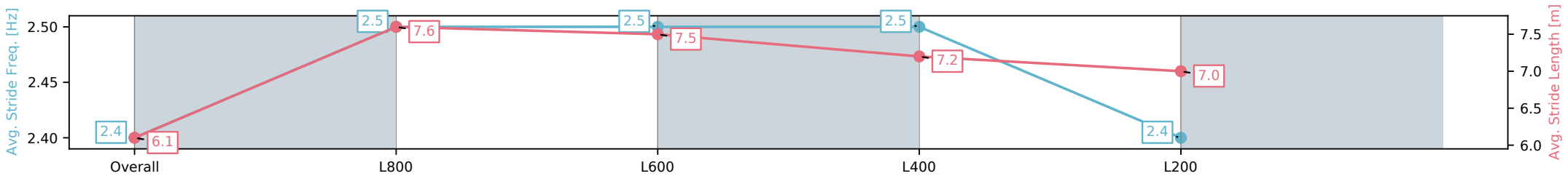
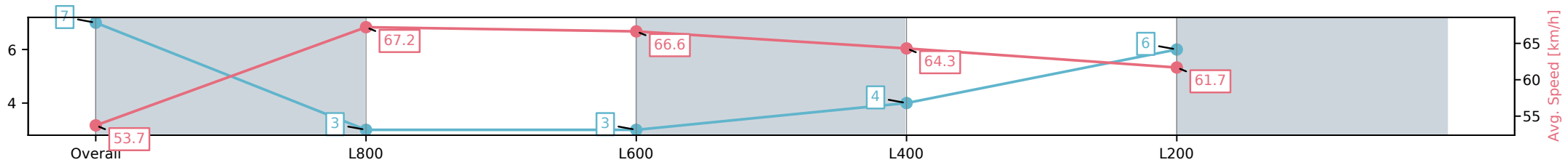
Race 4: Sportsbet Same Race Multi Maiden Plate - 1000m

08 March 2025 - 2:02PM

Track Rating: Good 4, Weather: Fine, Rail Position: +3m 1200m
Chute, True Remainder



Section	Overall	L800	L600	L400	L200
Section Times	0:57.98[7] (0:13.40)	0:44.58[3] (0:10.79)	0:33.79[3] (0:10.91)	0:22.88[4] (0:11.20)	0:11.68[6] (0:11.68)
Average Speed [km/h]	53.7	67.2	66.6	64.3	61.7
Top Speed [km/h]	67.5	68.6	67.9	65.2	64.3
Avg. Dist. to Rail [m]	2.8	3.2	2.6	6.4	6.9
Avg. Stride Freq. [Hz]	2.4	2.5	2.5	2.5	2.4
Avg. Stride Length [m]	6.1	7.6	7.5	7.2	7.0



- [] Ranking at each section and finish
- :--:- No data available at this section
- NA No data available

Horse/Jockey Name	STREETCAR TENNESSE/Justin Potter
Finish Rank	8
Fastest Section Time (Section)	0:10.74 (L600)
Top Speed [km/h] (Section)	69.1 (L800)
Race State	Finished



Thomas Farms RC Murray Bridge SA - Professional

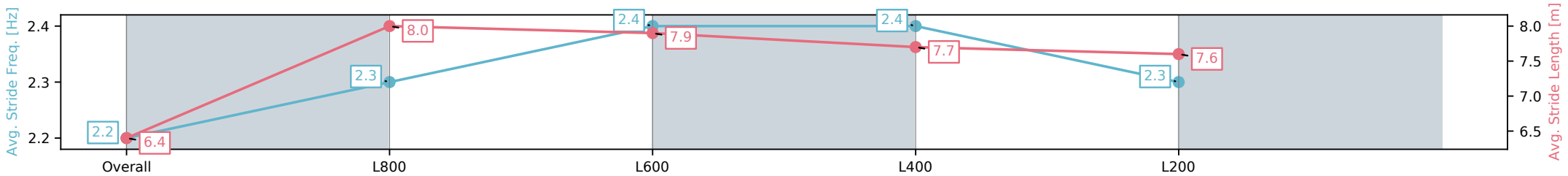
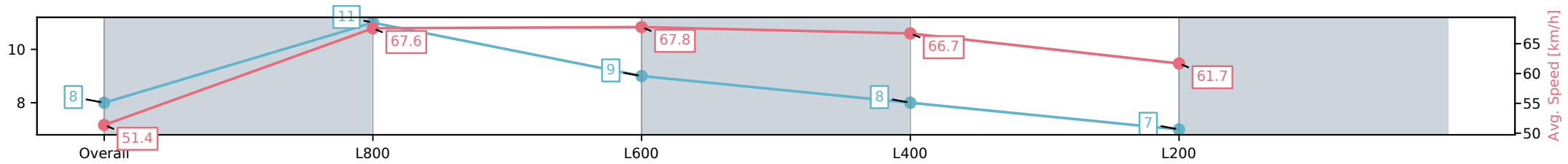
Race 4: Sportsbet Same Race Multi Maiden Plate - 1000m

08 March 2025 - 2:02PM

Track Rating: Good 4, Weather: Fine, Rail Position: +3m 1200m
Chute, True Remainder



Section	Overall	L800	L600	L400	L200
Section Times	0:57.98[8] (0:14.02)	0:43.96[11] (0:10.75)	0:33.21[9] (0:10.74)	0:22.47[8] (0:10.81)	0:11.66[7] (0:11.66)
Average Speed [km/h]	51.4	67.6	67.8	66.7	61.7
Top Speed [km/h]	67.1	69.0	69.1	68.1	64.5
Avg. Dist. to Rail [m]	6.8	3.2	2.6	4.3	6.0
Avg. Stride Freq. [Hz]	2.2	2.3	2.4	2.4	2.3
Avg. Stride Length [m]	6.4	8.0	7.9	7.7	7.6



[] Ranking at each section and finish
 -:-:- No data available at this section
 NA No data available

Horse/Jockey Name	GOOCHEE GAL/Alana Livesey
Finish Rank	9
Fastest Section Time (Section)	0:10.87 (L800)
Top Speed [km/h] (Section)	68.5 (Overall)
Race State	Finished



Thomas Farms RC Murray Bridge SA - Professional

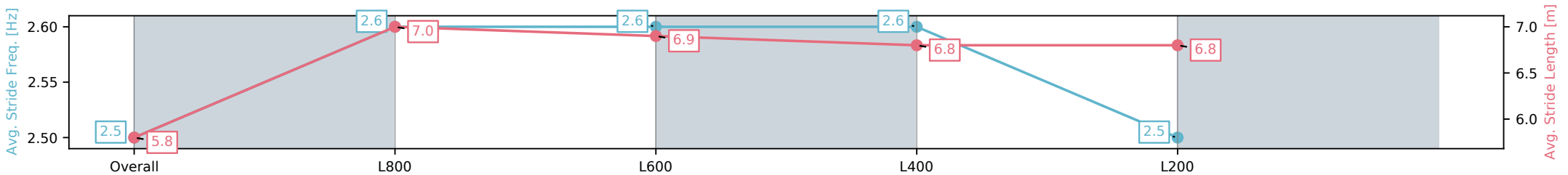
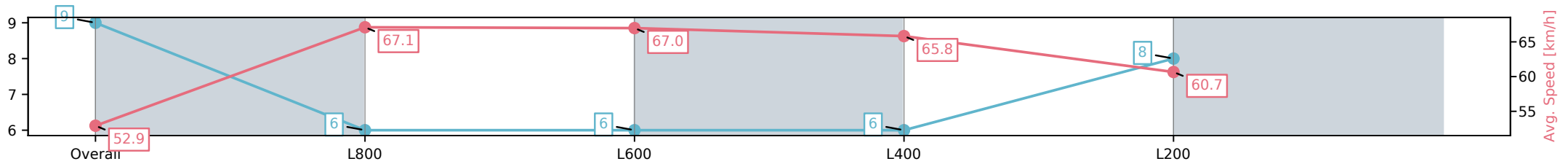
Race 4: Sportsbet Same Race Multi Maiden Plate - 1000m

08 March 2025 - 2:02PM

Track Rating: Good 4, Weather: Fine, Rail Position: +3m 1200m
Chute, True Remainder



Section	Overall	L800	L600	L400	L200
Section Times	0:58.24[9] (0:13.63)	0:44.61[6] (0:10.87)	0:33.74[6] (0:10.93)	0:22.81[6] (0:10.92)	0:11.89[8] (0:11.89)
Average Speed [km/h]	52.9	67.1	67.0	65.8	60.7
Top Speed [km/h]	67.8	68.5	67.6	67.6	64.4
Avg. Dist. to Rail [m]	3.4	5.3	3.5	7.3	7.9
Avg. Stride Freq. [Hz]	2.5	2.6	2.6	2.6	2.5
Avg. Stride Length [m]	5.8	7.0	6.9	6.8	6.8



- [] Ranking at each section and finish
- :-:- No data available at this section
- NA No data available

Horse/Jockey Name	EAGLE MOON/Alice Lindsay
Finish Rank	10
Fastest Section Time (Section)	0:11.00 (L600)
Top Speed [km/h] (Section)	68.6 (Overall)
Race State	Finished



Thomas Farms RC Murray Bridge SA - Professional

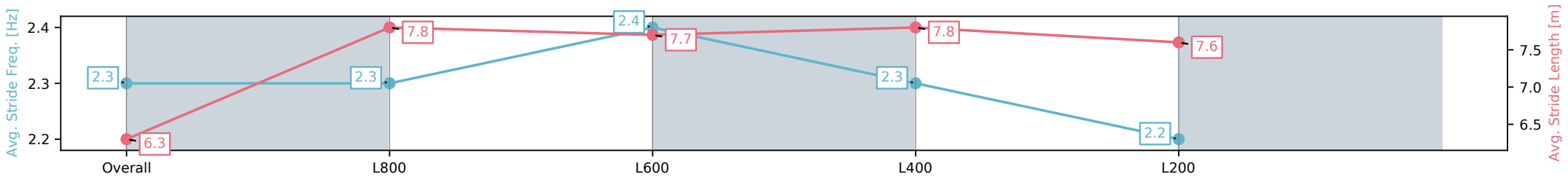
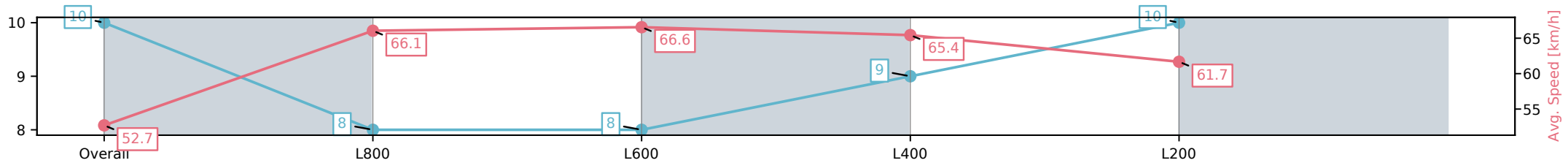
Race 4: Sportsbet Same Race Multi Maiden Plate - 1000m

08 March 2025 - 2:02PM

Track Rating: Good 4, Weather: Fine, Rail Position: +3m 1200m
Chute, True Remainder



Section	Overall	L800	L600	L400	L200
Section Times	0:58.37[10] (0:13.68)	0:44.69[8] (0:11.01)	0:33.68[8] (0:11.00)	0:22.68[9] (0:11.01)	0:11.67[10] (0:11.67)
Average Speed [km/h]	52.7	66.1	66.6	65.4	61.7
Top Speed [km/h]	68.6	68.5	67.7	66.8	63.9
Avg. Dist. to Rail [m]	3.8	4.2	3.9	5.7	6.8
Avg. Stride Freq. [Hz]	2.3	2.3	2.4	2.3	2.2
Avg. Stride Length [m]	6.3	7.8	7.7	7.8	7.6



[] Ranking at each section and finish
 -:-:- No data available at this section
 NA No data available

Horse/Jockey Name	BARYNYA/Alana Kelly
Finish Rank	11
Fastest Section Time (Section)	0:10.94 (L400)
Top Speed [km/h] (Section)	67.4 (L600)
Race State	Finished



Thomas Farms RC Murray Bridge SA - Professional

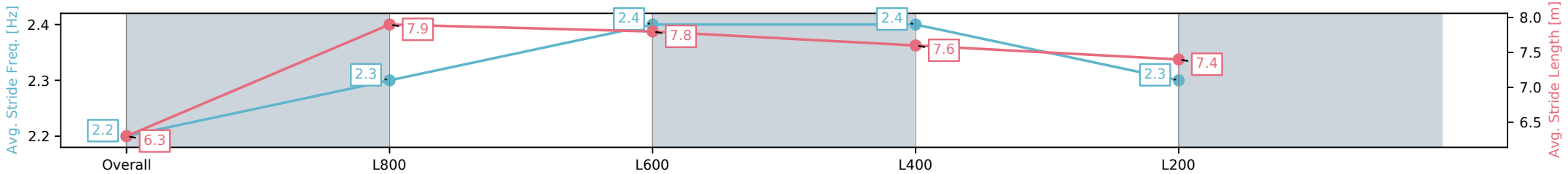
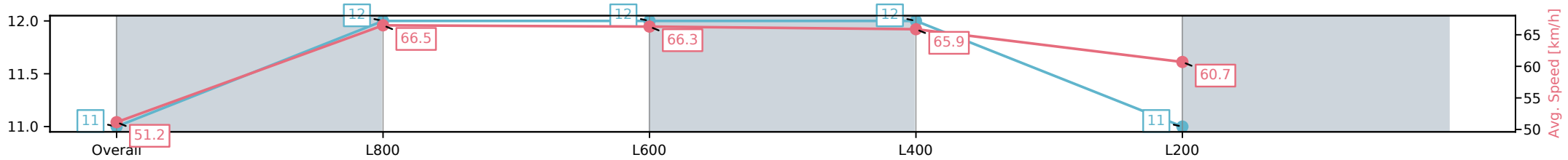
Race 4: Sportsbet Same Race Multi Maiden Plate - 1000m

08 March 2025 - 2:02PM

Track Rating: Good 4, Weather: Fine, Rail Position: +3m 1200m
Chute, True Remainder



Section	Overall	L800	L600	L400	L200
Section Times	0:58.99[11] (0:14.10)	0:44.89[12] (0:11.01)	0:33.88[12] (0:11.09)	0:22.79[12] (0:10.94)	0:11.85[11] (0:11.85)
Average Speed [km/h]	51.2	66.5	66.3	65.9	60.7
Top Speed [km/h]	65.8	67.2	67.4	67.4	63.9
Avg. Dist. to Rail [m]	8.6	6.6	4.8	6.6	8.0
Avg. Stride Freq. [Hz]	2.2	2.3	2.4	2.4	2.3
Avg. Stride Length [m]	6.3	7.9	7.8	7.6	7.4



- [] Ranking at each section and finish
- :-:- No data available at this section
- NA No data available

Horse/Jockey Name	VALLEY SHOP/Teagan Voorham
Finish Rank	12
Fastest Section Time (Section)	0:11.11 (L600)
Top Speed [km/h] (Section)	66.4 (Overall)
Race State	Finished



Thomas Farms RC Murray Bridge SA - Professional

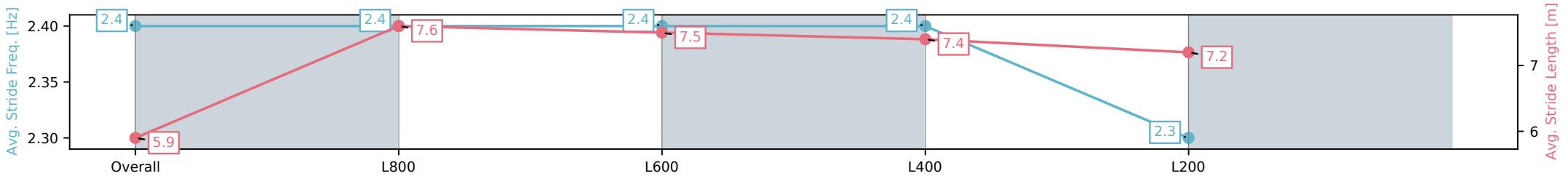
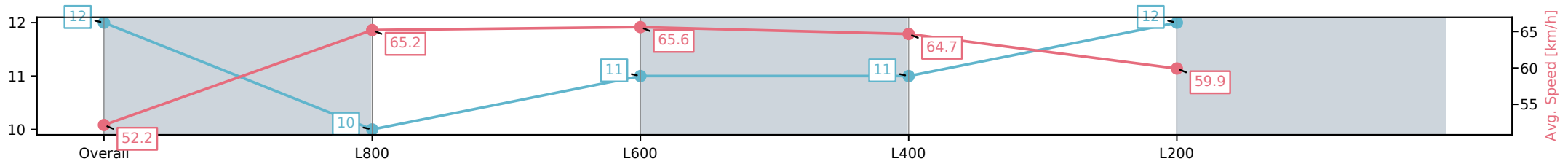
Race 4: Sportsbet Same Race Multi Maiden Plate - 1000m

08 March 2025 - 2:02PM

Track Rating: Good 4, Weather: Fine, Rail Position: +3m 1200m
Chute, True Remainder



Section	Overall	L800	L600	L400	L200
Section Times	0:59.24[12] (0:13.84)	0:45.40[10] (0:11.15)	0:34.25[11] (0:11.11)	0:23.14[11] (0:11.15)	0:11.99[12] (0:11.99)
Average Speed [km/h]	52.2	65.2	65.6	64.7	59.9
Top Speed [km/h]	66.2	66.4	66.3	65.6	63.1
Avg. Dist. to Rail [m]	5.5	4.8	2.8	4.5	5.9
Avg. Stride Freq. [Hz]	2.4	2.4	2.4	2.4	2.3
Avg. Stride Length [m]	5.9	7.6	7.5	7.4	7.2



- [] Ranking at each section and finish
- :-:- No data available at this section
- NA No data available