



RACINGSA

# Thomas Farms RC Murray Bridge SA

## Race 3: Gifford Hill Estate Maiden Plate - 1000m

08 March 2025 - 1:26PM



Murray Bridge  
Racing Club

Track Rating: Good 4, Weather: Fine, Rail Position: +3m 1200m Chute, True Remainder

Section	Overall	L800	L600	L400	L200
Field Times	0:56.94 (0:13.05)	0:43.89 (0:10.28)	0:33.60 (0:10.73)	0:22.87 (0:11.09)	0:11.78 (0:11.78)

Position	#	Horse/Jockey	Barrier	Top Speed [km/h]	Fastest Section	First 400m	Overall	L800	L600	L400	L200	Margin	Distance Travelled From Winner [m]
1	5	<b>SECRET WONDER</b> Jake Toeroek	8	70.7 1000-800	0:10.30 800-600	0:23.34	0:56.94 (0:13.04)	0:43.90 [1] (0:10.30)	0:33.60 [1] (0:10.73)	0:22.87 [1] (0:11.09)	0:11.78 [1] (0:11.78)	0:56.94	
2	1	<b>ARAMOSO</b> Ryan Hurdle	1	70.0 1000-800	0:10.43 800-600	0:23.91	0:56.94 (0:13.48)	0:43.46 [6] (0:10.43)	0:33.03 [4] (0:10.69)	0:22.34 [3] (0:10.82)	0:11.52 [2] (0:11.52)	0.01L	+2
3	4	<b>MURPH</b> Zoe Lloyd	4	70.0 1000-800	0:10.72 800-600	0:23.99	0:57.08 (0:13.27)	0:43.81 [4] (0:10.72)	0:33.09 [5] (0:10.82)	0:22.27 [5] (0:10.79)	0:11.48 [3] (0:11.48)	0.93L	+3
4	12	<b>ONE MORE STAR</b> Emily Finnegan	3	70.3 1000-800	0:10.46 800-600	0:24.24	0:57.19 (0:13.78)	0:43.41 [9] (0:10.46)	0:32.95 [7] (0:10.65)	0:22.30 [6] (0:10.81)	0:11.49 [4] (0:11.49)	1.63L	+1
5	8	<b>TERVOLA</b> Kayla Crowther	5	69.2 1000-800	0:10.65 800-600	0:24.12	0:57.56 (0:13.47)	0:44.09 [5] (0:10.65)	0:33.44 [6] (0:10.98)	0:22.46 [8] (0:10.93)	0:11.53 [7] (0:11.53)	3.98L	+3
6	11	<b>MISS PUISSANCE</b> Teagan Voorham	6	69.7 800-600	0:10.80 400-200	0:24.60	0:57.66 (0:13.76)	0:43.90 [8] (0:10.84)	0:33.06 [9] (0:10.93)	0:22.13 [9] (0:10.80)	0:11.33 [9] (0:11.33)	4.64L	+4
7	7	<b>THIRD MASTER</b> Jacob Opperman	10	70.5 1000-800	0:10.48 800-600	0:23.63	0:57.69 (0:13.15)	0:44.54 [2] (0:10.48)	0:34.06 [2] (0:10.83)	0:23.23 [2] (0:11.26)	0:11.97 [5] (0:11.97)	4.83L	+2
8	6	<b>SON VIZOR</b> Connor Murtagh	9	70.0 800-600	0:10.67 800-600	0:24.28	0:57.87 (0:13.62)	0:44.25 [7] (0:10.67)	0:33.58 [8] (0:10.76)	0:22.82 [7] (0:11.13)	0:11.69 [8] (0:11.69)	6.02L	+2
9	9	<b>ARIANNA</b> Manoel Nunes	2	69.4 1000-800	0:10.60 800-600	0:23.80	0:58.12 (0:13.20)	0:44.92 [3] (0:10.60)	0:34.32 [3] (0:10.88)	0:23.44 [4] (0:11.23)	0:12.21 [6] (0:12.21)	7.63L	+1

Scratched: Ludo (#2), Grande Terre (#3)  
Did Not Finish: French Delicacy (#10)

- [ ] Position in running at each section and finish
- #: Saddle cloth number
- :-:-- No data available at this section
- DNF Did not finish
- NA No data available
- DNT Did not track
- █ Background shading for fastest section

Horse/Jockey Name	SECRET WONDER/Jake Toeroek
Finish Rank	1
Fastest Section Time (Section)	0:10.30 (L800)
Top Speed [km/h] (Section)	70.7 (Overall)
Race State	Finished



Thomas Farms RC Murray Bridge SA - Professional

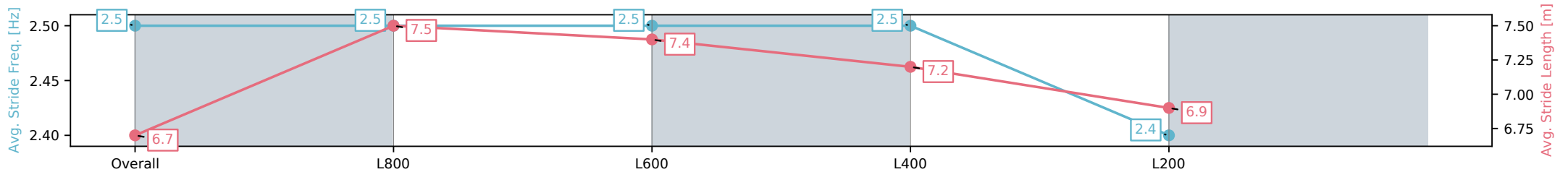
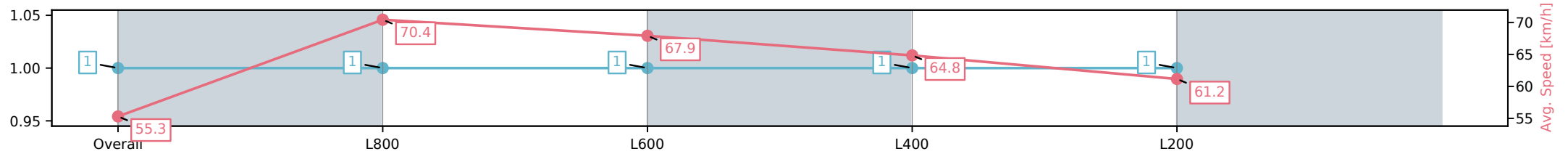
Race 3: Gifford Hill Estate Maiden Plate - 1000m

08 March 2025 - 1:26PM

Track Rating: Good 4, Weather: Fine, Rail Position: +3m 1200m  
Chute, True Remainder



Section	Overall	L800	L600	L400	L200
Section Times	0:56.94[1] (0:13.04)	0:43.90[1] (0:10.30)	0:33.60[1] (0:10.73)	0:22.87[1] (0:11.09)	0:11.78[1] (0:11.78)
Average Speed [km/h]	55.3	70.4	67.9	64.8	61.2
Top Speed [km/h]	70.2	70.7	68.3	66.8	64.0
Avg. Dist. to Rail [m]	5.5	3.4	2.7	5.4	8.7
Avg. Stride Freq. [Hz]	2.5	2.5	2.5	2.5	2.4
Avg. Stride Length [m]	6.7	7.5	7.4	7.2	6.9



- [ ] Ranking at each section and finish
- :-:- No data available at this section
- NA No data available

Horse/Jockey Name	ARAMOSO/Ryan Hurdle
Finish Rank	2
Fastest Section Time (Section)	0:10.43 (L800)
Top Speed [km/h] (Section)	70.0 (Overall)
Race State	Finished



Thomas Farms RC Murray Bridge SA - Professional

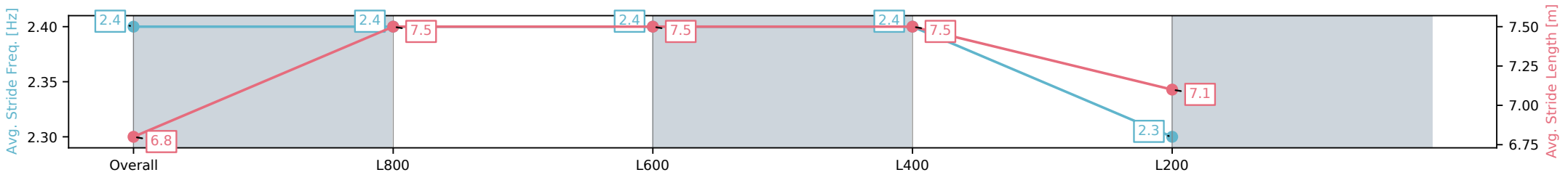
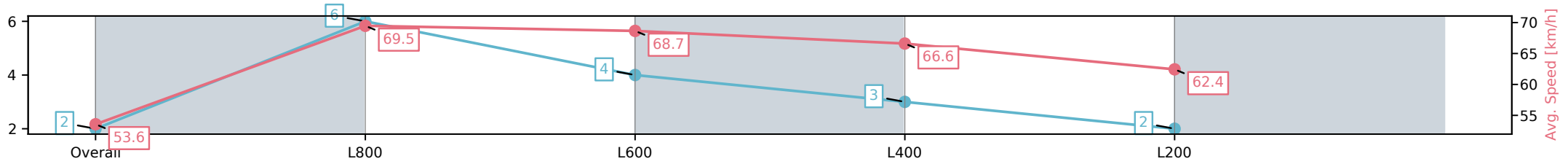
Race 3: Gifford Hill Estate Maiden Plate - 1000m

08 March 2025 - 1:26PM

Track Rating: Good 4, Weather: Fine, Rail Position: +3m 1200m  
Chute, True Remainder



Section	Overall	L800	L600	L400	L200
Section Times	0:56.94[2] (0:13.48)	0:43.46[6] (0:10.43)	0:33.03[4] (0:10.69)	0:22.34[3] (0:10.82)	0:11.52[2] (0:11.52)
Average Speed [km/h]	53.6	69.5	68.7	66.6	62.4
Top Speed [km/h]	69.0	70.0	69.6	68.3	64.5
Avg. Dist. to Rail [m]	1.4	3.2	4.4	6.4	7.1
Avg. Stride Freq. [Hz]	2.4	2.4	2.4	2.4	2.3
Avg. Stride Length [m]	6.8	7.5	7.5	7.5	7.1



- [ ] Ranking at each section and finish
- :-:- No data available at this section
- NA No data available

Horse/Jockey Name	MURPH/Zoe Lloyd
Finish Rank	3
Fastest Section Time (Section)	0:10.72 (L800)
Top Speed [km/h] (Section)	70.0 (Overall)
Race State	Finished



### Thomas Farms RC Murray Bridge SA - Professional

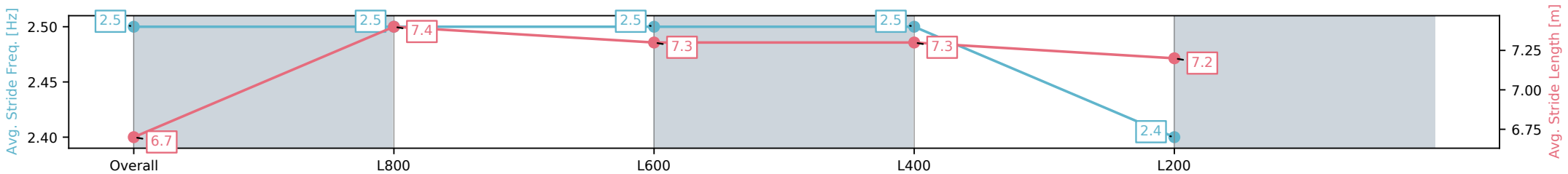
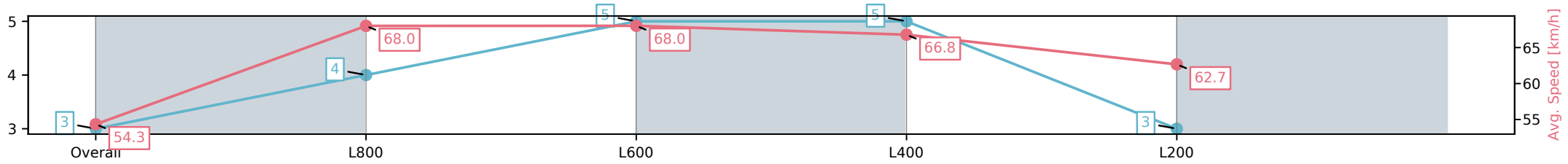
Race 3: Gifford Hill Estate Maiden Plate - 1000m

08 March 2025 - 1:26PM

Track Rating: Good 4, Weather: Fine, Rail Position: +3m 1200m  
Chute, True Remainder



Section	Overall	L800	L600	L400	L200
Section Times	0:57.08[3] (0:13.27)	0:43.81[4] (0:10.72)	0:33.09[5] (0:10.82)	0:22.27[5] (0:10.79)	0:11.48[3] (0:11.48)
Average Speed [km/h]	54.3	68.0	68.0	66.8	62.7
Top Speed [km/h]	68.1	70.0	69.1	68.3	64.3
Avg. Dist. to Rail [m]	3.4	4.6	5.3	9.2	10.8
Avg. Stride Freq. [Hz]	2.5	2.5	2.5	2.5	2.4
Avg. Stride Length [m]	6.7	7.4	7.3	7.3	7.2



- [ ] Ranking at each section and finish
- :-:- No data available at this section
- NA No data available

Horse/Jockey Name	ONE MORE STAR/Emily Finnegan
Finish Rank	4
Fastest Section Time (Section)	0:10.46 (L800)
Top Speed [km/h] (Section)	70.3 (Overall)
Race State	Finished



Thomas Farms RC Murray Bridge SA - Professional

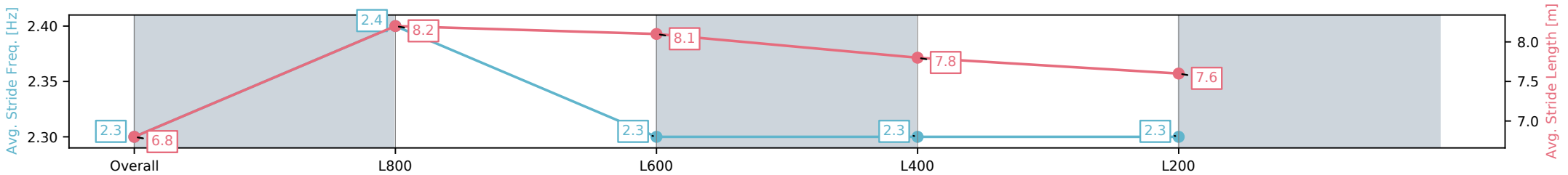
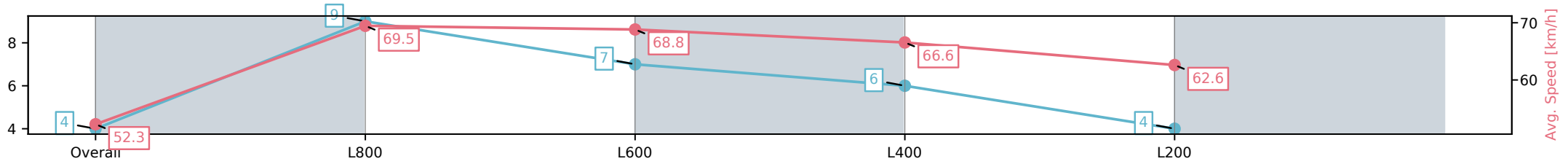
Race 3: Gifford Hill Estate Maiden Plate - 1000m

08 March 2025 - 1:26PM

Track Rating: Good 4, Weather: Fine, Rail Position: +3m 1200m  
Chute, True Remainder



Section	Overall	L800	L600	L400	L200
Section Times	0:57.19[4] (0:13.78)	0:43.41[9] (0:10.46)	0:32.95[7] (0:10.65)	0:22.30[6] (0:10.81)	0:11.49[4] (0:11.49)
Average Speed [km/h]	52.3	69.5	68.8	66.6	62.6
Top Speed [km/h]	68.2	70.3	70.1	67.8	65.4
Avg. Dist. to Rail [m]	2.5	3.0	4.1	7.6	8.9
Avg. Stride Freq. [Hz]	2.3	2.4	2.3	2.3	2.3
Avg. Stride Length [m]	6.8	8.2	8.1	7.8	7.6



- [ ] Ranking at each section and finish
- :-:- No data available at this section
- NA No data available

Horse/Jockey Name	TERVOLA/Kayla Crowther
Finish Rank	5
Fastest Section Time (Section)	0:10.65 (L800)
Top Speed [km/h] (Section)	69.2 (Overall)
Race State	Finished



Thomas Farms RC Murray Bridge SA - Professional

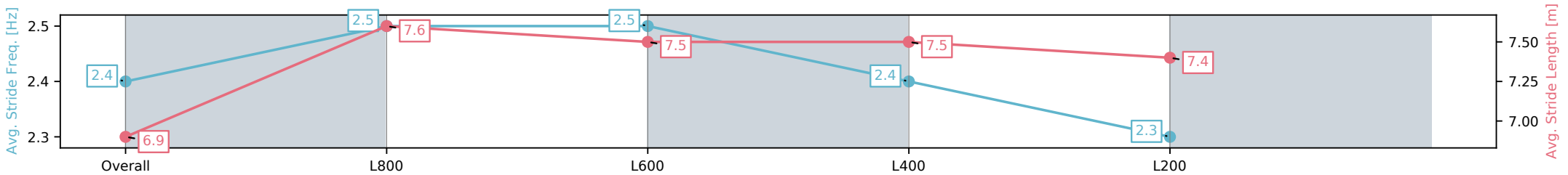
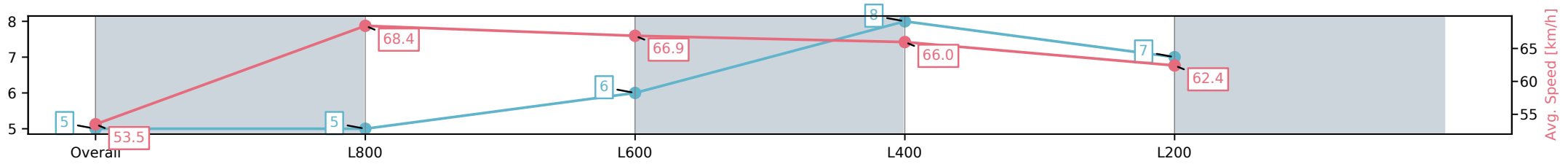
Race 3: Gifford Hill Estate Maiden Plate - 1000m

08 March 2025 - 1:26PM

Track Rating: Good 4, Weather: Fine, Rail Position: +3m 1200m  
Chute, True Remainder



Section	Overall	L800	L600	L400	L200
Section Times	0:57.56[5] (0:13.47)	0:44.09[5] (0:10.65)	0:33.44[6] (0:10.98)	0:22.46[8] (0:10.93)	0:11.53[7] (0:11.53)
Average Speed [km/h]	53.5	68.4	66.9	66.0	62.4
Top Speed [km/h]	66.9	69.2	68.4	67.8	65.0
Avg. Dist. to Rail [m]	3.9	4.5	5.1	8.9	10.0
Avg. Stride Freq. [Hz]	2.4	2.5	2.5	2.4	2.3
Avg. Stride Length [m]	6.9	7.6	7.5	7.5	7.4



- [ ] Ranking at each section and finish
- :-:- No data available at this section
- NA No data available

Horse/Jockey Name	MISS PUISSANCE/Teagan Voorham
Finish Rank	6
Fastest Section Time (Section)	0:10.80 (L400)
Top Speed [km/h] (Section)	69.7 (L800)
Race State	Finished



Thomas Farms RC Murray Bridge SA - Professional

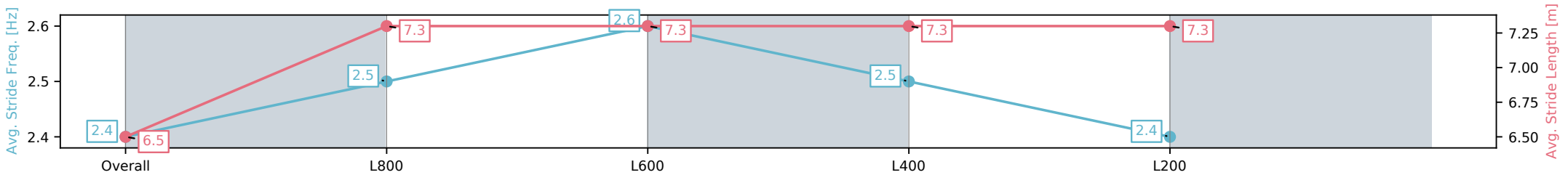
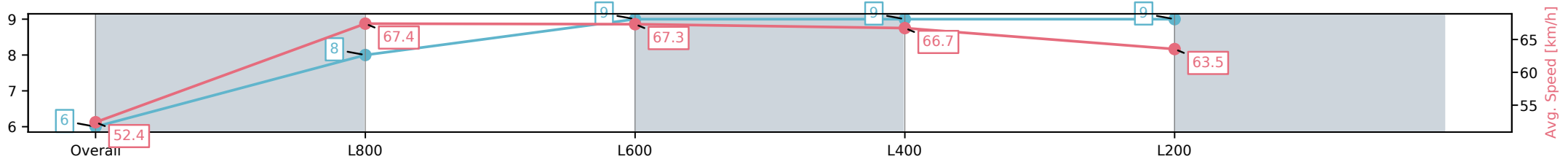
Race 3: Gifford Hill Estate Maiden Plate - 1000m

08 March 2025 - 1:26PM

Track Rating: Good 4, Weather: Fine, Rail Position: +3m 1200m  
Chute, True Remainder



Section	Overall	L800	L600	L400	L200
Section Times	0:57.66[6] (0:13.76)	0:43.90[8] (0:10.84)	0:33.06[9] (0:10.93)	0:22.13[9] (0:10.80)	0:11.33[9] (0:11.33)
Average Speed [km/h]	52.4	67.4	67.3	66.7	63.5
Top Speed [km/h]	66.5	68.9	69.7	68.7	66.2
Avg. Dist. to Rail [m]	3.1	4.8	5.6	10.7	13.2
Avg. Stride Freq. [Hz]	2.4	2.5	2.6	2.5	2.4
Avg. Stride Length [m]	6.5	7.3	7.3	7.3	7.3



- [ ] Ranking at each section and finish
- :-:- No data available at this section
- NA No data available

Horse/Jockey Name	THIRD MASTER/Jacob Opperman
Finish Rank	7
Fastest Section Time (Section)	0:10.48 (L800)
Top Speed [km/h] (Section)	70.5 (Overall)
Race State	Finished



Thomas Farms RC Murray Bridge SA - Professional

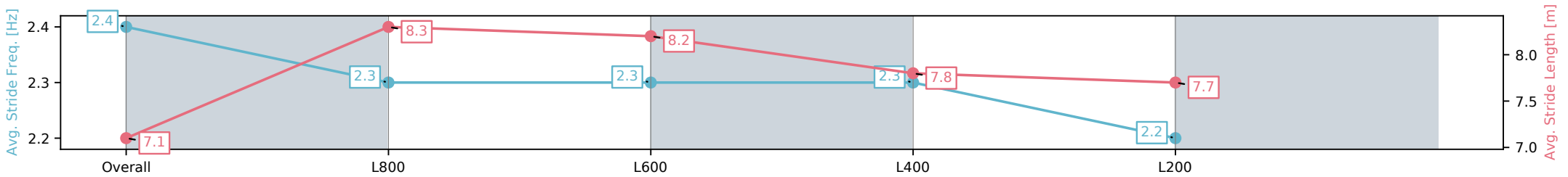
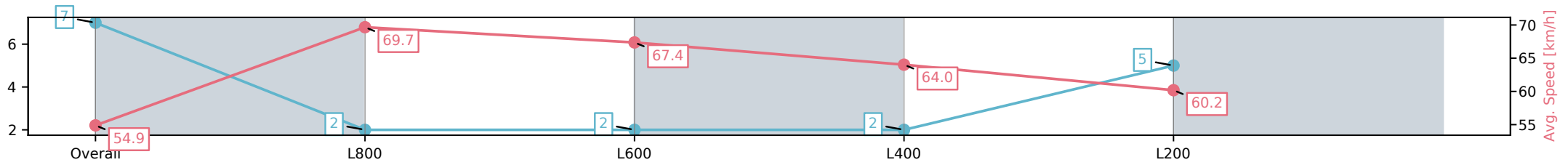
Race 3: Gifford Hill Estate Maiden Plate - 1000m

08 March 2025 - 1:26PM

Track Rating: Good 4, Weather: Fine, Rail Position: +3m 1200m  
Chute, True Remainder



Section	Overall	L800	L600	L400	L200
Section Times	0:57.69[7] (0:13.15)	0:44.54[2] (0:10.48)	0:34.06[2] (0:10.83)	0:23.23[2] (0:11.26)	0:11.97[5] (0:11.97)
Average Speed [km/h]	54.9	69.7	67.4	64.0	60.2
Top Speed [km/h]	70.3	70.5	68.8	66.5	62.3
Avg. Dist. to Rail [m]	8.7	5.6	3.2	3.8	5.0
Avg. Stride Freq. [Hz]	2.4	2.3	2.3	2.3	2.2
Avg. Stride Length [m]	7.1	8.3	8.2	7.8	7.7



- [ ] Ranking at each section and finish
- :-:- No data available at this section
- NA No data available



Horse/Jockey Name	SON VIZOR/Connor Murtagh
Finish Rank	8
Fastest Section Time (Section)	0:10.67 (L800)
Top Speed [km/h] (Section)	70.0 (L800)
Race State	Finished



Thomas Farms RC Murray Bridge SA - Professional

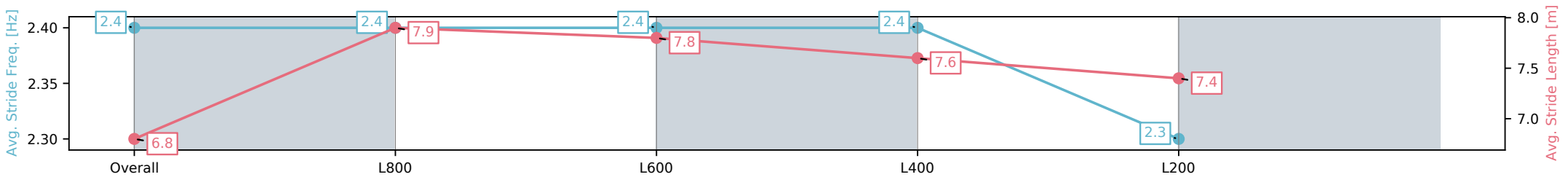
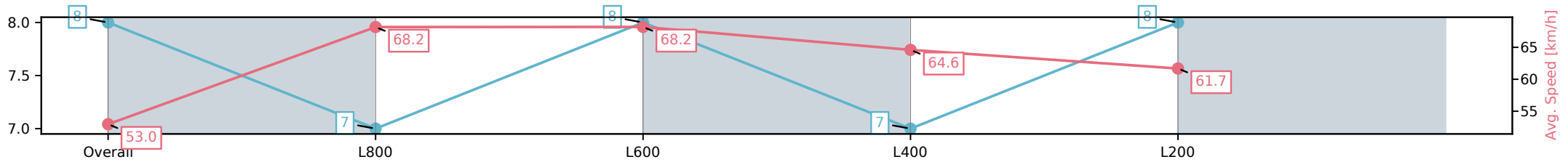
Race 3: Gifford Hill Estate Maiden Plate - 1000m

08 March 2025 - 1:26PM

Track Rating: Good 4, Weather: Fine, Rail Position: +3m 1200m  
Chute, True Remainder



Section	Overall	L800	L600	L400	L200
Section Times	0:57.87[8] (0:13.62)	0:44.25[7] (0:10.67)	0:33.58[8] (0:10.76)	0:22.82[7] (0:11.13)	0:11.69[8] (0:11.69)
Average Speed [km/h]	53.0	68.2	68.2	64.6	61.7
Top Speed [km/h]	69.1	69.2	70.0	67.0	63.5
Avg. Dist. to Rail [m]	6.0	4.4	4.3	5.7	7.2
Avg. Stride Freq. [Hz]	2.4	2.4	2.4	2.4	2.3
Avg. Stride Length [m]	6.8	7.9	7.8	7.6	7.4



- [ ] Ranking at each section and finish
- :--:- No data available at this section
- NA No data available

Horse/Jockey Name	ARIANNA/Manoel Nunes
Finish Rank	9
Fastest Section Time (Section)	0:10.60 (L800)
Top Speed [km/h] (Section)	69.4 (Overall)
Race State	Finished



Thomas Farms RC Murray Bridge SA - Professional

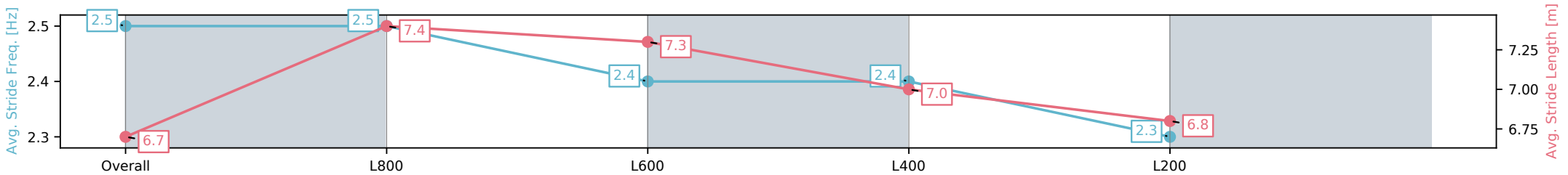
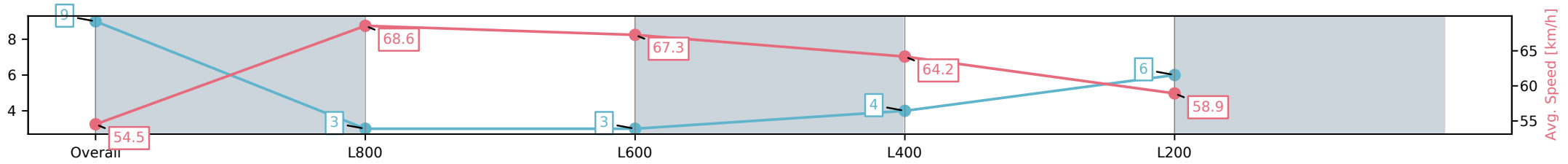
Race 3: Gifford Hill Estate Maiden Plate - 1000m

08 March 2025 - 1:26PM

Track Rating: Good 4, Weather: Fine, Rail Position: +3m 1200m  
Chute, True Remainder



Section	Overall	L800	L600	L400	L200
Section Times	0:58.12[9] (0:13.20)	0:44.92[3] (0:10.60)	0:34.32[3] (0:10.88)	0:23.44[4] (0:11.23)	0:12.21[6] (0:12.21)
Average Speed [km/h]	54.5	68.6	67.3	64.2	58.9
Top Speed [km/h]	68.9	69.4	68.1	65.4	62.0
Avg. Dist. to Rail [m]	1.8	2.7	3.9	4.6	4.9
Avg. Stride Freq. [Hz]	2.5	2.5	2.4	2.4	2.3
Avg. Stride Length [m]	6.7	7.4	7.3	7.0	6.8



- [ ] Ranking at each section and finish
- :-:- No data available at this section
- NA No data available