



RACINGSA

Thomas Farms RC Murray Bridge SA
Race 2: BGC Industrial Cleaning Supplies Handicap - 1100m
08 March 2025 - 12:49PM



Murray Bridge
Racing Club

Track Rating: Good 4, Weather: Fine, Rail Position: +3m 1200m Chute, True Remainder

Section								Overall	L1000	L800	L600	L400	L200		
Field Times								1:02.28 (0:07.90)	0:54.38 (0:10.28)	0:44.10 (0:10.62)	0:33.48 (0:10.87)	0:22.61 (0:10.89)	0:11.72 (0:11.72)	Margin	Distance Travelled From Winner [m]
Position	#	Horse/Jockey	Barrier	Top Speed [km/h]	Fastest Section	First 400m									
1	7	EROICA Rochelle Milnes	2	70.0 1000-800	0:10.54 400-200	0:24.30	1:02.28 (0:08.45)	0:53.83 [8] (0:10.63)	0:43.20 [7] (0:10.57)	0:32.62 [7] (0:10.70)	0:21.92 [6] (0:10.54)	0:11.38 [4] (0:11.38)	1:02.28		
2	2	DECLARED Kayla Crowther	1	71.1 1200-1000	0:10.45 1000-800	0:23.90	1:02.33 (0:08.28)	0:54.05 [5] (0:10.45)	0:43.60 [4] (0:10.66)	0:32.94 [4] (0:10.72)	0:22.22 [4] (0:10.68)	0:11.54 [3] (0:11.54)	0.39L	+1	
3	8	IMMORTAL BLISS Teagan Voorham	7	72.2 1000-800	0:10.37 1000-800	0:23.70	1:02.34 (0:08.27)	0:54.07 [4] (0:10.37)	0:43.70 [3] (0:10.40)	0:33.30 [2] (0:10.65)	0:22.65 [2] (0:10.86)	0:11.79 [1] (0:11.79)	0.41L	+5	
4	5	WALLY WEST Taylor Johnstone	3	69.9 1200-1000	0:10.56 800-600	0:24.01	1:02.76 (0:08.25)	0:54.51 [3] (0:10.61)	0:43.90 [5] (0:10.56)	0:33.34 [5] (0:10.88)	0:22.46 [5] (0:10.72)	0:11.74 [6] (0:11.74)	3.26L	+4	
5	1	VEXATIOUS DANCER Callan Murray	8	71.2 1200-1000	0:10.28 1000-800	0:23.30	1:02.92 (0:07.89)	0:55.03 [1] (0:10.28)	0:44.75 [1] (0:10.62)	0:34.13 [1] (0:10.88)	0:23.25 [1] (0:11.09)	0:12.16 [2] (0:12.16)	4.4L	+2	
6	6	REINE OF NINE Alana Kelly	5	69.2 800-600	0:10.60 400-200	0:24.51	1:03.00 (0:08.43)	0:54.57 [6] (0:10.79)	0:43.78 [8] (0:10.71)	0:33.07 [8] (0:10.84)	0:22.23 [8] (0:10.60)	0:11.63 [7] (0:11.63)	4.9L	+5	
7	4	TALKIN' ITALIAN Justin Potter	4	71.4 1200-1000	0:10.54 1000-800	0:24.14	1:03.08 (0:08.44)	0:54.64 [7] (0:10.54)	0:44.10 [6] (0:10.62)	0:33.48 [6] (0:10.98)	0:22.50 [7] (0:10.81)	0:11.69 [8] (0:11.69)	5.46L	+6	
8	3	OAKLAND RAIDER Manoel Nunes	6	71.1 1200-1000	0:10.36 1000-800	0:23.59	1:03.27 (0:08.00)	0:55.27 [2] (0:10.36)	0:44.91 [2] (0:10.68)	0:34.23 [3] (0:10.82)	0:23.41 [3] (0:11.08)	0:12.33 [5] (0:12.33)	0.0L	+5	

- [] Position in running at each section and finish
- #: Saddle cloth number
- :--:-- No data available at this section
- DNF Did not finish
- NA No data available
- DNT Did not track
- █ Background shading for fastest section

Horse/Jockey Name	EROICA/Rochelle Milnes
Finish Rank	1
Fastest Section Time (Section)	0:10.54 (L400)
Top Speed [km/h] (Section)	70.0 (L1000)
Race State	Finished



Thomas Farms RC Murray Bridge SA - Professional

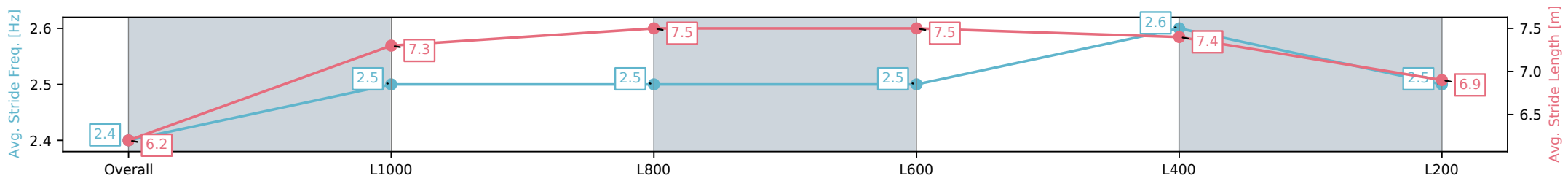
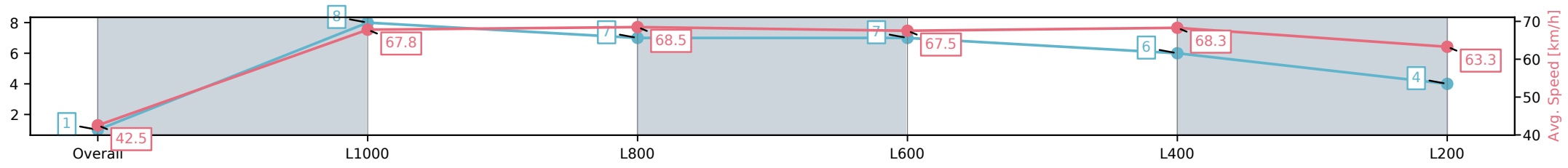
Race 2: BGC Industrial Cleaning Supplies Handicap - 1100m

08 March 2025 - 12:49PM

Track Rating: Good 4, Weather: Fine, Rail Position: +3m 1200m Chute, True Remainder



Section	Overall	L1000	L800	L600	L400	L200
Section Times	1:02.28[1] (0:08.45)	0:53.83[8] (0:10.63)	0:43.20[7] (0:10.57)	0:32.62[7] (0:10.70)	0:21.92[6] (0:10.54)	0:11.38[4] (0:11.38)
Average Speed [km/h]	42.5	67.8	68.5	67.5	68.3	63.3
Top Speed [km/h]	62.7	69.6	70.0	68.4	69.7	66.1
Avg. Dist. to Rail [m]	0.5	2.1	2.7	0.9	3.9	7.0
Avg. Stride Freq. [Hz]	2.4	2.5	2.5	2.5	2.6	2.5
Avg. Stride Length [m]	6.2	7.3	7.5	7.5	7.4	6.9



[] Ranking at each section and finish
 -:-:- No data available at this section
 NA No data available

Horse/Jockey Name	DECLARED/Kayla Crowther
Finish Rank	2
Fastest Section Time (Section)	0:10.45 (L1000)
Top Speed [km/h] (Section)	71.1 (Overall)
Race State	Finished



Thomas Farms RC Murray Bridge SA - Professional

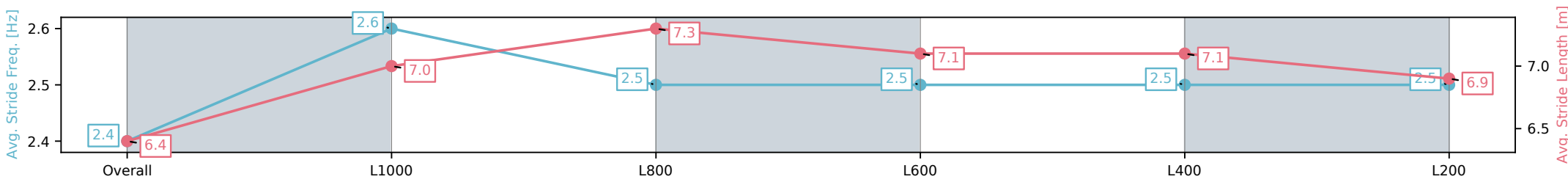
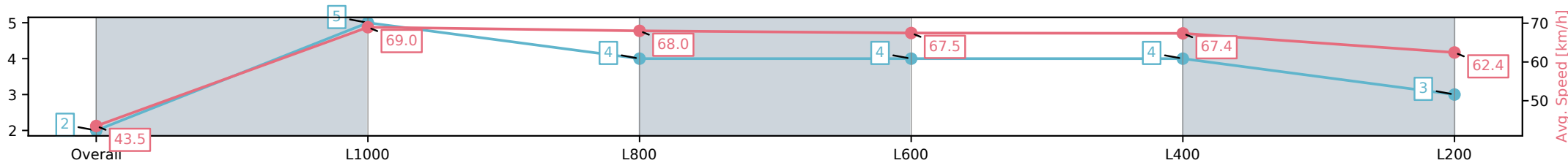
Race 2: BGC Industrial Cleaning Supplies Handicap - 1100m

08 March 2025 - 12:49PM

Track Rating: Good 4, Weather: Fine, Rail Position: +3m 1200m Chute, True Remainder



Section	Overall	L1000	L800	L600	L400	L200
Section Times	1:02.33[2] (0:08.28)	0:54.05[5] (0:10.45)	0:43.60[4] (0:10.66)	0:32.94[4] (0:10.72)	0:22.22[4] (0:10.68)	0:11.54[3] (0:11.54)
Average Speed [km/h]	43.5	69.0	68.0	67.5	67.4	62.4
Top Speed [km/h]	64.5	71.1	70.7	68.3	68.4	66.1
Avg. Dist. to Rail [m]	1.8	0.7	2.8	1.3	3.6	3.3
Avg. Stride Freq. [Hz]	2.4	2.6	2.5	2.5	2.5	2.5
Avg. Stride Length [m]	6.4	7.0	7.3	7.1	7.1	6.9



[] Ranking at each section and finish
 -:-:- No data available at this section
 NA No data available

Horse/Jockey Name	IMMORTAL BLISS/Teagan Voorham
Finish Rank	3
Fastest Section Time (Section)	0:10.37 (L1000)
Top Speed [km/h] (Section)	72.2 (L1000)
Race State	Finished



Thomas Farms RC Murray Bridge SA - Professional

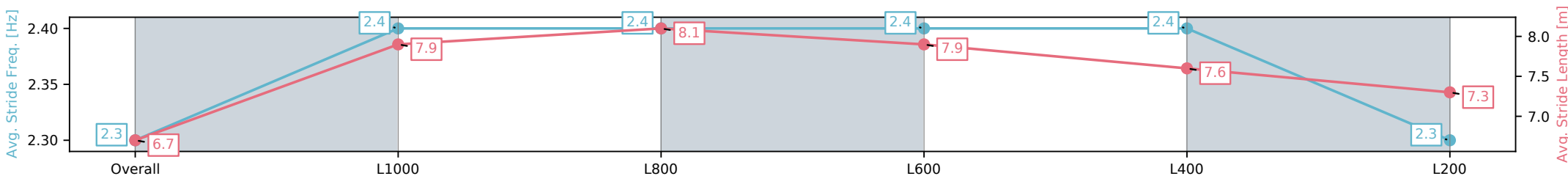
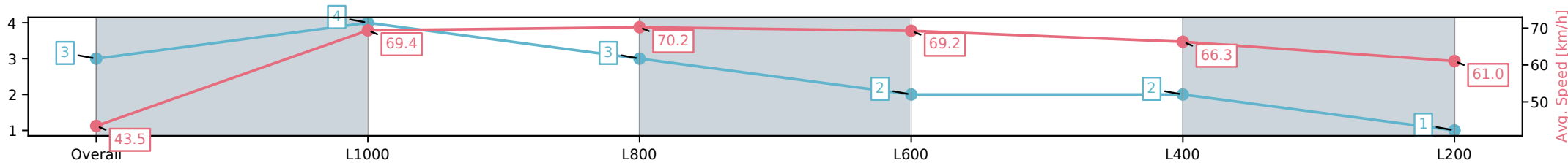
Race 2: BGC Industrial Cleaning Supplies Handicap - 1100m

08 March 2025 - 12:49PM

Track Rating: Good 4, Weather: Fine, Rail Position: +3m 1200m Chute, True Remainder



Section	Overall	L1000	L800	L600	L400	L200
Section Times	1:02.34[3] (0:08.27)	0:54.07[4] (0:10.37)	0:43.70[3] (0:10.40)	0:33.30[2] (0:10.65)	0:22.65[2] (0:10.86)	0:11.79[1] (0:11.79)
Average Speed [km/h]	43.5	69.4	70.2	69.2	66.3	61.0
Top Speed [km/h]	65.9	71.7	72.2	70.7	68.2	63.7
Avg. Dist. to Rail [m]	3.5	3.4	4.6	5.7	8.6	8.1
Avg. Stride Freq. [Hz]	2.3	2.4	2.4	2.4	2.4	2.3
Avg. Stride Length [m]	6.7	7.9	8.1	7.9	7.6	7.3



[] Ranking at each section and finish
 -:-:- No data available at this section
 NA No data available

Horse/Jockey Name	WALLY WEST/Taylor Johnstone
Finish Rank	4
Fastest Section Time (Section)	0:10.56 (L800)
Top Speed [km/h] (Section)	69.9 (Overall)
Race State	Finished



Thomas Farms RC Murray Bridge SA - Professional

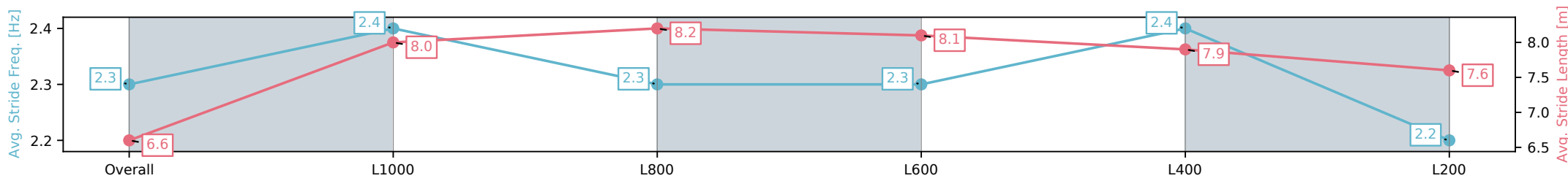
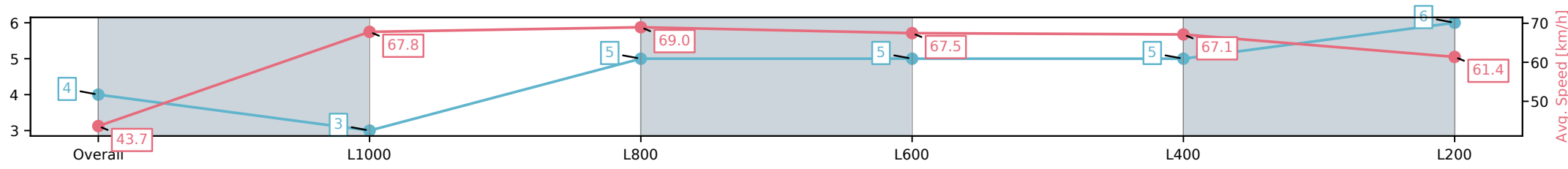
Race 2: BGC Industrial Cleaning Supplies Handicap - 1100m

08 March 2025 - 12:49PM

Track Rating: Good 4, Weather: Fine, Rail Position: +3m 1200m Chute, True Remainder



Section	Overall	L1000	L800	L600	L400	L200
Section Times	1:02.76[4] (0:08.25)	0:54.51[3] (0:10.61)	0:43.90[5] (0:10.56)	0:33.34[5] (0:10.88)	0:22.46[5] (0:10.72)	0:11.74[6] (0:11.74)
Average Speed [km/h]	43.7	67.8	69.0	67.5	67.1	61.4
Top Speed [km/h]	64.1	69.9	69.7	68.9	69.2	65.1
Avg. Dist. to Rail [m]	0.8	2.3	4.1	4.6	9.2	10.0
Avg. Stride Freq. [Hz]	2.3	2.4	2.3	2.3	2.4	2.2
Avg. Stride Length [m]	6.6	8.0	8.2	8.1	7.9	7.6



[] Ranking at each section and finish
 -:-:- No data available at this section
 NA No data available

Horse/Jockey Name	VEXATIOUS DANCER/Callan Murray
Finish Rank	5
Fastest Section Time (Section)	0:10.28 (L1000)
Top Speed [km/h] (Section)	71.2 (Overall)
Race State	Finished



Thomas Farms RC Murray Bridge SA - Professional

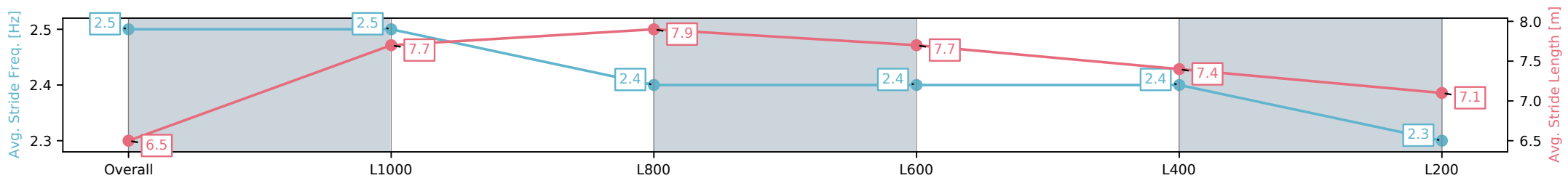
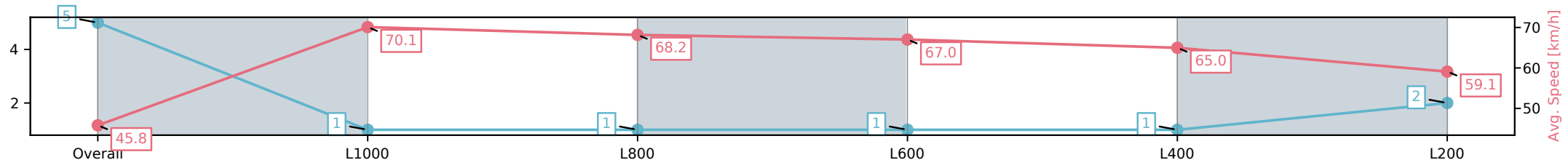
Race 2: BGC Industrial Cleaning Supplies Handicap - 1100m

08 March 2025 - 12:49PM

Track Rating: Good 4, Weather: Fine, Rail Position: +3m 1200m Chute, True Remainder



Section	Overall	L1000	L800	L600	L400	L200
Section Times	1:02.92[5] (0:07.89)	0:55.03[1] (0:10.28)	0:44.75[1] (0:10.62)	0:34.13[1] (0:10.88)	0:23.25[1] (0:11.09)	0:12.16[2] (0:12.16)
Average Speed [km/h]	45.8	70.1	68.2	67.0	65.0	59.1
Top Speed [km/h]	67.1	71.2	70.3	68.3	67.3	62.5
Avg. Dist. to Rail [m]	5.6	3.7	2.8	2.9	5.4	5.4
Avg. Stride Freq. [Hz]	2.5	2.5	2.4	2.4	2.4	2.3
Avg. Stride Length [m]	6.5	7.7	7.9	7.7	7.4	7.1



[] Ranking at each section and finish
 -:-:- No data available at this section
 NA No data available

Horse/Jockey Name	REINE OF NINE/Alana Kelly
Finish Rank	6
Fastest Section Time (Section)	0:10.60 (L400)
Top Speed [km/h] (Section)	69.2 (L800)
Race State	Finished



Thomas Farms RC Murray Bridge SA - Professional

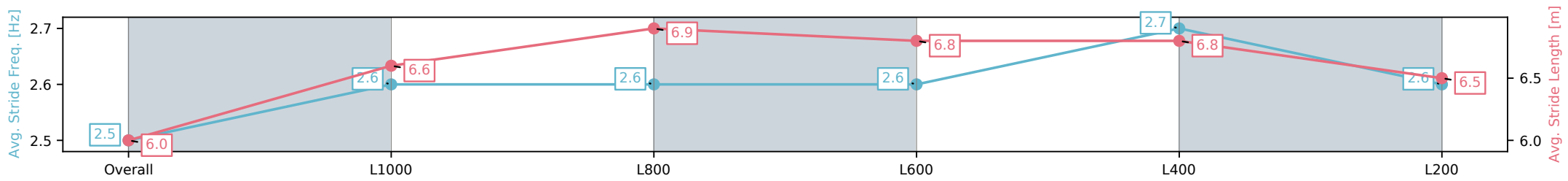
Race 2: BGC Industrial Cleaning Supplies Handicap - 1100m

08 March 2025 - 12:49PM

Track Rating: Good 4, Weather: Fine, Rail Position: +3m 1200m Chute, True Remainder



Section	Overall	L1000	L800	L600	L400	L200
Section Times	1:03.00[6] (0:08.43)	0:54.57[6] (0:10.79)	0:43.78[8] (0:10.71)	0:33.07[8] (0:10.84)	0:22.23[8] (0:10.60)	0:11.63[7] (0:11.63)
Average Speed [km/h]	42.7	66.8	68.2	67.9	68.0	61.8
Top Speed [km/h]	62.3	69.0	69.1	69.2	69.2	65.7
Avg. Dist. to Rail [m]	2.9	3.8	4.7	5.3	11.5	16.2
Avg. Stride Freq. [Hz]	2.5	2.6	2.6	2.6	2.7	2.6
Avg. Stride Length [m]	6.0	6.6	6.9	6.8	6.8	6.5



[] Ranking at each section and finish
 -:-:- No data available at this section
 NA No data available

Horse/Jockey Name	TALKIN' ITALIAN/Justin Potter
Finish Rank	7
Fastest Section Time (Section)	0:10.54 (L1000)
Top Speed [km/h] (Section)	71.4 (Overall)
Race State	Finished



Thomas Farms RC Murray Bridge SA - Professional

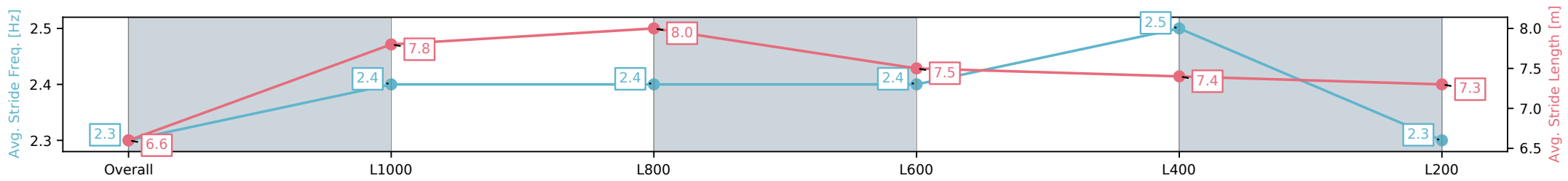
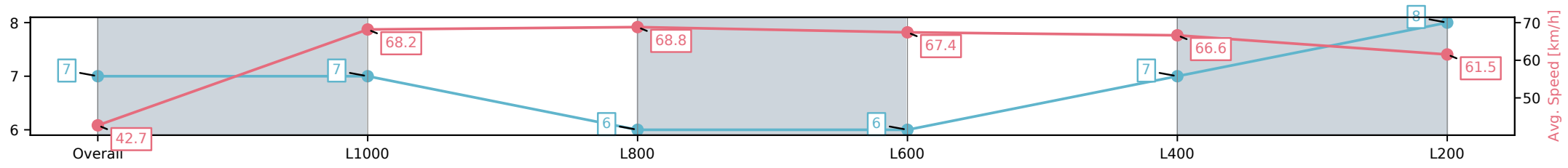
Race 2: BGC Industrial Cleaning Supplies Handicap - 1100m

08 March 2025 - 12:49PM

Track Rating: Good 4, Weather: Fine, Rail Position: +3m 1200m Chute, True Remainder



Section	Overall	L1000	L800	L600	L400	L200
Section Times	1:03.08[7] (0:08.44)	0:54.64[7] (0:10.54)	0:44.10[6] (0:10.62)	0:33.48[6] (0:10.98)	0:22.50[7] (0:10.81)	0:11.69[8] (0:11.69)
Average Speed [km/h]	42.7	68.2	68.8	67.4	66.6	61.5
Top Speed [km/h]	62.7	71.4	70.5	68.6	67.3	65.5
Avg. Dist. to Rail [m]	2.0	2.9	4.3	6.7	11.0	9.8
Avg. Stride Freq. [Hz]	2.3	2.4	2.4	2.4	2.5	2.3
Avg. Stride Length [m]	6.6	7.8	8.0	7.5	7.4	7.3



[] Ranking at each section and finish
 -:-:- No data available at this section
 NA No data available

Horse/Jockey Name	OAKLAND RAIDER/Manoel Nunes
Finish Rank	8
Fastest Section Time (Section)	0:10.36 (L1000)
Top Speed [km/h] (Section)	71.1 (Overall)
Race State	Finished



Thomas Farms RC Murray Bridge SA - Professional

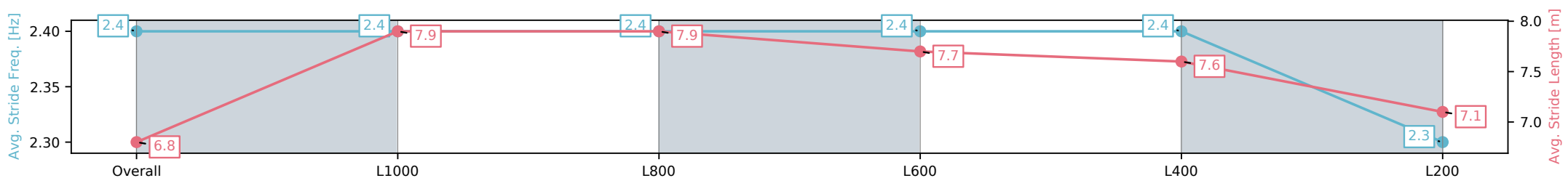
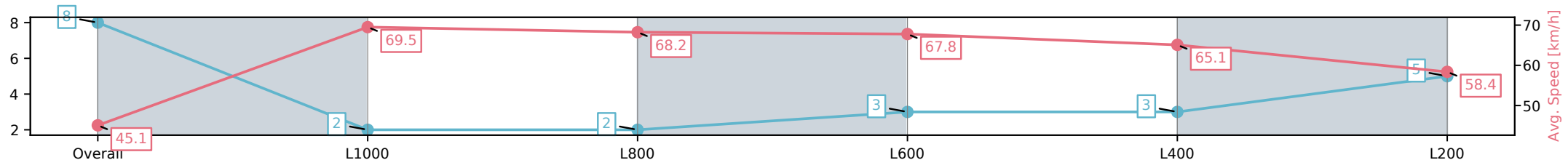
Race 2: BGC Industrial Cleaning Supplies Handicap - 1100m

08 March 2025 - 12:49PM

Track Rating: Good 4, Weather: Fine, Rail Position: +3m 1200m Chute, True Remainder



Section	Overall	L1000	L800	L600	L400	L200
Section Times	1:03.27[8] (0:08.00)	0:55.27[2] (0:10.36)	0:44.91[2] (0:10.68)	0:34.23[3] (0:10.82)	0:23.41[3] (0:11.08)	0:12.33[5] (0:12.33)
Average Speed [km/h]	45.1	69.5	68.2	67.8	65.1	58.4
Top Speed [km/h]	66.8	71.1	70.2	69.1	68.5	61.6
Avg. Dist. to Rail [m]	3.0	2.6	3.4	4.9	7.5	7.3
Avg. Stride Freq. [Hz]	2.4	2.4	2.4	2.4	2.4	2.3
Avg. Stride Length [m]	6.8	7.9	7.9	7.7	7.6	7.1



[] Ranking at each section and finish
 -:-:- No data available at this section
 NA No data available