



RACINGSA

Thomas Farms RC Murray Bridge SA

Race 1: Adelaide Galvanising Industries Supports SA Racing Handicap - 2000m

08 March 2025 - 12:14PM

Track Rating: Good 4, Weather: Fine, Rail Position: +3m 1200m Chute, True Remainder



Murray Bridge
Racing Club

Section Field Times							Overall	L1800	L1600	L1400	L1200	L1000		
							2:02.82 (0:14.39)	1:48.43 (0:11.86)	1:36.56 (0:12.28)	1:24.28 (0:12.59)	1:11.69 (0:12.54)	0:59.15 (0:12.32)		
Position	#	Horse/Jockey	Barrier	Top Speed [km/h]	Fastest Section	First 400m							Distance Travelled From Winner [m]	
1	4	IMPOSING SUSPECT Taylor Johnstone	1	66.6 600-400	0:11.01 400-200	0:26.84	2:02.82 (0:14.70)	1:48.12 [6] (0:12.14)	1:35.98 [4] (0:12.38)	1:23.60 [4] (0:12.45)	1:11.15 [4] (0:12.56)	0:58.59 [4] (0:12.46)		
2	3	GHETTO SUPASTAR Jake Toeroek	6	65.1 800-600	0:11.23 600-400	0:26.64	2:02.96 (0:14.48)	1:48.48 [3] (0:12.16)	1:36.32 [3] (0:12.37)	1:23.95 [3] (0:12.39)	1:11.56 [2] (0:12.51)	0:59.05 [2] (0:12.34)	+1	
3	2	FOX GEM Manoel Nunes	2	65.3 800-600	0:11.25 600-400	0:26.95	2:03.60 (0:14.66)	1:48.94 [4] (0:12.28)	1:36.65 [5] (0:12.46)	1:24.19 [5] (0:12.37)	1:11.82 [5] (0:12.46)	0:59.36 [5] (0:12.45)	+7	
4	7	WARRANTYTE ROAD Alana Livesey	4	65.4 800-600	0:11.45 600-400	0:27.20	2:03.96 (0:15.06)	1:48.90 [7] (0:12.14)	1:36.76 [7] (0:12.66)	1:24.10 [7] (0:12.27)	1:11.83 [7] (0:12.46)	0:59.37 [7] (0:12.42)	+9	
5	1	CHEVAL SAVANT Todd Pannell	7	65.3 1000-800	0:11.36 600-400	0:26.25	2:04.09 (0:14.39)	1:49.70 [1] (0:11.86)	1:37.84 [1] (0:12.28)	1:25.56 [1] (0:12.60)	1:12.96 [1] (0:12.54)	1:00.42 [1] (0:12.32)	+5	
6	6	ANOTHER FREE GLASS Emily Finnegan	3	64.3 800-600	0:11.37 600-400	0:26.57	2:04.14 (0:14.45)	1:49.69 [2] (0:12.13)	1:37.56 [2] (0:12.41)	1:25.15 [2] (0:12.46)	1:12.69 [3] (0:12.62)	1:00.07 [3] (0:12.31)	+2	
7	5	EIGHT ON THE DOT Ben Price	5	64.2 800-600	0:11.49 600-400	0:27.00	2:04.30 (0:14.70)	1:49.60 [5] (0:12.30)	1:37.30 [6] (0:12.66)	1:24.64 [6] (0:12.41)	1:12.23 [6] (0:12.52)	0:59.71 [6] (0:12.30)	+10	

- [] Position in running at each section and finish
- #: Saddle cloth number
- :--:-- No data available at this section
- DNF Did not finish
- NA No data available
- DNT Did not track
- █ Background shading for fastest section



RACINGSA

Thomas Farms RC Murray Bridge SA

Race 1: Adelaide Galvanising Industries Supports SA Racing Handicap - 2000m

08 March 2025 - 12:14PM

Track Rating: Good 4, Weather: Fine, Rail Position: +3m 1200m Chute, True Remainder



Murray Bridge
Racing Club

Section												L800	L600	L400	L200		
Field Times												0:46.83	0:35.26	0:23.90	0:12.24		
												(0:11.56)	(0:11.36)	(0:11.66)	(0:12.24)		
Position	#	Horse/Jockey	Barrier	Top Speed [km/h]	Fastest Section	First 400m						Margin				Distance Travelled From Winner [m]	
1	4	IMPOSING SUSPECT	1	66.6	0:11.01	0:26.84	0:46.13 [5]	0:34.35 [5]	0:23.25 [4]	0:12.24 [1]	2:02.82						
		Taylor Johnstone		600-400	400-200		(0:11.78)	(0:11.10)	(0:11.01)	(0:12.24)							
2	3	GHETTO SUPASTAR	6	65.1	0:11.23	0:26.64	0:46.71 [2]	0:35.12 [2]	0:23.89 [2]	0:12.37 [2]	0.83L					+1	
		Jake Toeroek		800-600	600-400		(0:11.59)	(0:11.23)	(0:11.52)	(0:12.37)							
3	2	FOX GEM	2	65.3	0:11.25	0:26.95	0:46.91 [4]	0:35.27 [4]	0:24.02 [5]	0:12.56 [4]	4.8L					+7	
		Manoel Nunes		800-600	600-400		(0:11.64)	(0:11.25)	(0:11.46)	(0:12.56)							
4	7	WARRANTYTE ROAD	4	65.4	0:11.45	0:27.20	0:46.95 [7]	0:34.91 [7]	0:23.46 [7]	0:11.99 [7]	7.0L					+9	
		Alana Livesey		800-600	600-400		(0:12.04)	(0:11.45)	(0:11.47)	(0:11.99)							
5	1	CHEVAL SAVANT	7	65.3	0:11.36	0:26.25	0:48.10 [1]	0:36.53 [1]	0:25.17 [1]	0:13.09 [3]	7.79L					+5	
		Todd Pannell		1000-800	600-400		(0:11.56)	(0:11.36)	(0:12.08)	(0:13.09)							
6	6	ANOTHER FREE GLASS	3	64.3	0:11.37	0:26.57	0:47.76 [3]	0:36.06 [3]	0:24.69 [3]	0:12.84 [5]	8.14L					+2	
		Emily Finnegan		800-600	600-400		(0:11.70)	(0:11.37)	(0:11.85)	(0:12.84)							
7	5	EIGHT ON THE DOT	5	64.2	0:11.49	0:27.00	0:47.41 [6]	0:35.67 [6]	0:24.18 [6]	0:12.45 [6]	9.09L					+10	
		Ben Price		800-600	600-400		(0:11.74)	(0:11.49)	(0:11.73)	(0:12.45)							

- [] Position in running at each section and finish
- #: Saddle cloth number
- :--:-- No data available at this section
- DNF Did not finish
- NA No data available
- DNT Did not track
- █ Background shading for fastest section

Horse/Jockey Name	IMPOSING SUSPECT/Taylor Johnstone
Finish Rank	1
Fastest Section Time (Section)	0:11.01 (L400)
Top Speed [km/h] (Section)	66.6 (L600)
Race State	Finished



Thomas Farms RC Murray Bridge SA - Professional

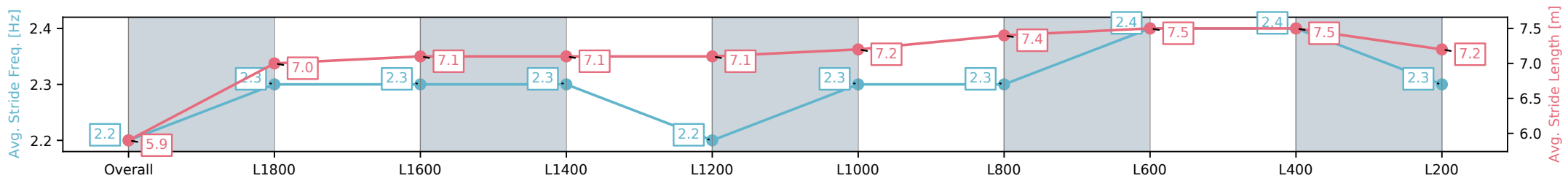
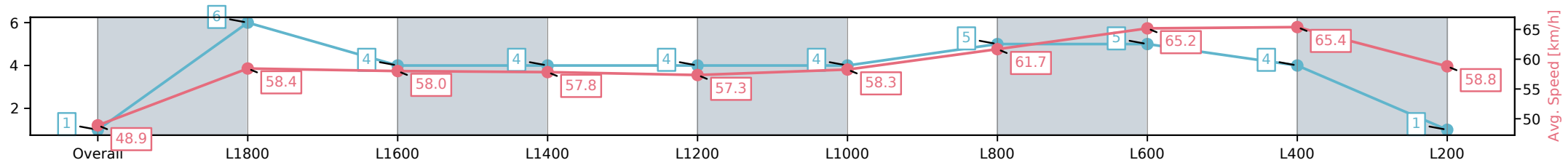
Race 1: Adelaide Galvanising Industries Supports SA Racing Handicap - 2000m

08 March 2025 - 12:14PM

Track Rating: Good 4, Weather: Fine, Rail Position: +3m 1200m Chute, True Remainder



Section	Overall	L1800	L1600	L1400	L1200	L1000	L800	L600	L400	L200
Section Times	2:02.82[1] (0:14.70)	1:48.12[6] (0:12.14)	1:35.98[4] (0:12.38)	1:23.60[4] (0:12.45)	1:11.15[4] (0:12.56)	0:58.59[4] (0:12.46)	0:46.13[5] (0:11.78)	0:34.35[5] (0:11.10)	0:23.25[4] (0:11.01)	0:12.24[1] (0:12.24)
Average Speed [km/h]	48.9	58.4	58.0	57.8	57.3	58.3	61.7	65.2	65.4	58.8
Top Speed [km/h]	59.9	59.8	58.8	58.6	58.5	59.3	64.4	66.4	66.6	63.2
Avg. Dist. to Rail [m]	2.4	3.1	1.0	0.3	0.3	1.8	1.6	1.7	5.9	4.4
Avg. Stride Freq. [Hz]	2.2	2.3	2.3	2.3	2.2	2.3	2.3	2.4	2.4	2.3
Avg. Stride Length [m]	5.9	7.0	7.1	7.1	7.1	7.1	7.2	7.4	7.5	7.2



[] Ranking at each section and finish
 -:-:- No data available at this section
 NA No data available

Horse/Jockey Name	GHETTO SUPASTAR/Jake Toeroek
Finish Rank	2
Fastest Section Time (Section)	0:11.23 (L600)
Top Speed [km/h] (Section)	65.1 (L800)
Race State	Finished



Thomas Farms RC Murray Bridge SA - Professional

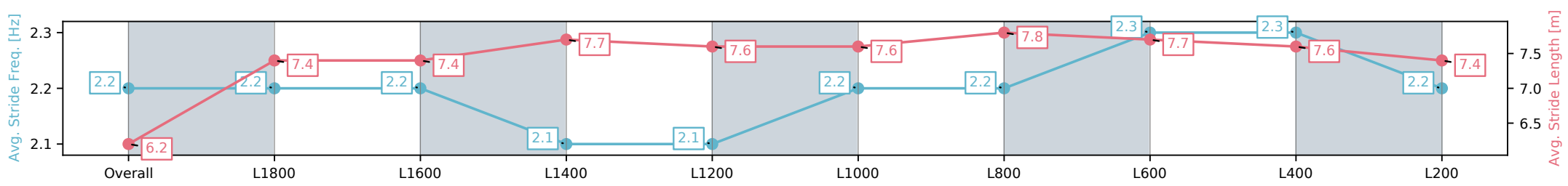
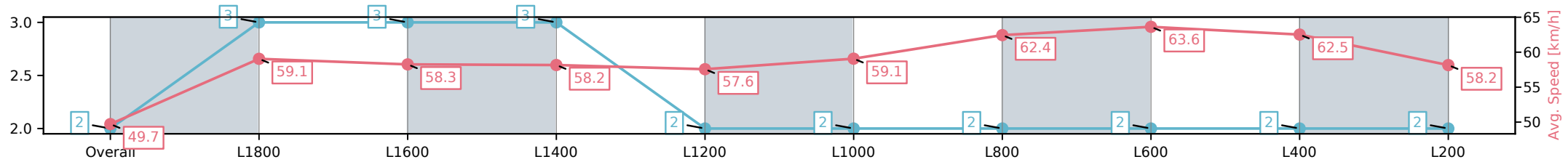
Race 1: Adelaide Galvanising Industries Supports SA Racing Handicap - 2000m

08 March 2025 - 12:14PM

Track Rating: Good 4, Weather: Fine, Rail Position: +3m 1200m Chute, True Remainder



Section	Overall	L1800	L1600	L1400	L1200	L1000	L800	L600	L400	L200
Section Times	2:02.96[2] (0:14.48)	1:48.48[3] (0:12.16)	1:36.32[3] (0:12.37)	1:23.95[3] (0:12.39)	1:11.56[2] (0:12.51)	0:59.05[2] (0:12.34)	0:46.71[2] (0:11.59)	0:35.12[2] (0:11.23)	0:23.89[2] (0:11.52)	0:12.37[2] (0:12.37)
Average Speed [km/h]	49.7	59.1	58.3	58.2	57.6	59.1	62.4	63.6	62.5	58.2
Top Speed [km/h]	61.2	60.9	58.8	58.7	58.3	60.9	63.9	65.1	63.3	61.4
Avg. Dist. to Rail [m]	3.1	0.8	0.7	1.1	1.8	2.1	1.1	1.4	1.5	2.9
Avg. Stride Freq. [Hz]	2.2	2.2	2.2	2.1	2.1	2.2	2.2	2.3	2.3	2.2
Avg. Stride Length [m]	6.2	7.4	7.4	7.4	7.7	7.6	7.6	7.8	7.7	7.4



[] Ranking at each section and finish
 -:-:- No data available at this section
 NA No data available

Horse/Jockey Name	FOX GEM/Manoel Nunes
Finish Rank	3
Fastest Section Time (Section)	0:11.25 (L600)
Top Speed [km/h] (Section)	65.3 (L800)
Race State	Finished



Thomas Farms RC Murray Bridge SA - Professional

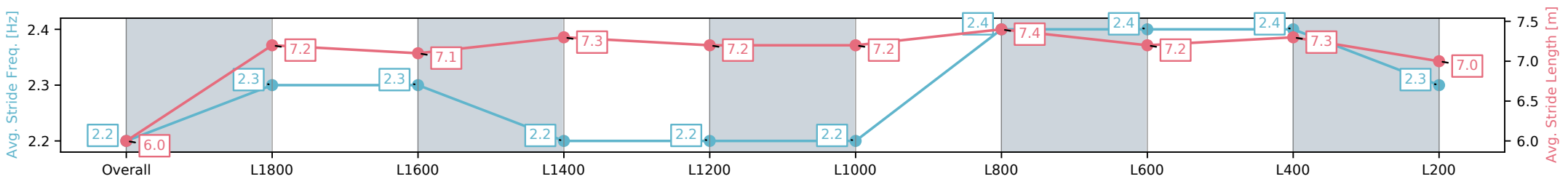
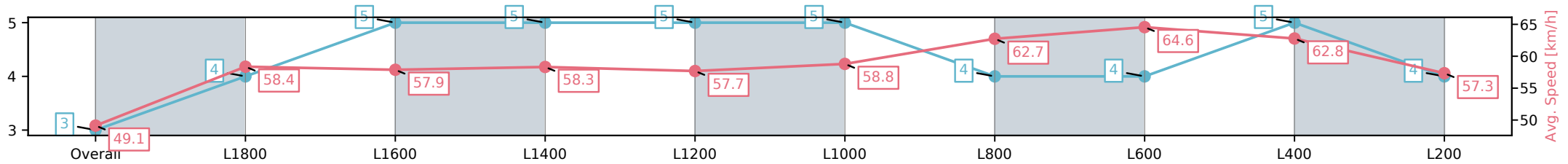
Race 1: Adelaide Galvanising Industries Supports SA
Racing Handicap - 2000m

08 March 2025 - 12:14PM

Track Rating: Good 4, Weather: Fine, Rail Position: +3m 1200m
Chute, True Remainder



Section	Overall	L1800	L1600	L1400	L1200	L1000	L800	L600	L400	L200
Section Times	2:03.60[3] (0:14.66)	1:48.94[4] (0:12.28)	1:36.65[5] (0:12.46)	1:24.19[5] (0:12.37)	1:11.82[5] (0:12.46)	0:59.36[5] (0:12.45)	0:46.91[4] (0:11.64)	0:35.27[4] (0:11.25)	0:24.02[5] (0:11.46)	0:12.56[4] (0:12.56)
Average Speed [km/h]	49.1	58.4	57.9	58.3	57.7	58.8	62.7	64.6	62.8	57.3
Top Speed [km/h]	60.0	60.3	58.8	58.9	58.8	60.2	64.9	65.3	64.8	59.7
Avg. Dist. to Rail [m]	0.6	0.9	1.0	1.2	1.6	2.9	2.8	2.0	6.2	6.4
Avg. Stride Freq. [Hz]	2.2	2.3	2.3	2.2	2.2	2.2	2.4	2.4	2.4	2.3
Avg. Stride Length [m]	6.0	7.2	7.1	7.3	7.2	7.2	7.4	7.2	7.3	7.0



- [] Ranking at each section and finish
- :-:- No data available at this section
- NA No data available

Horse/Jockey Name	WARRANTYTE ROAD/Alana Livesey
Finish Rank	4
Fastest Section Time (Section)	0:11.45 (L600)
Top Speed [km/h] (Section)	65.4 (L800)
Race State	Finished



Thomas Farms RC Murray Bridge SA - Professional

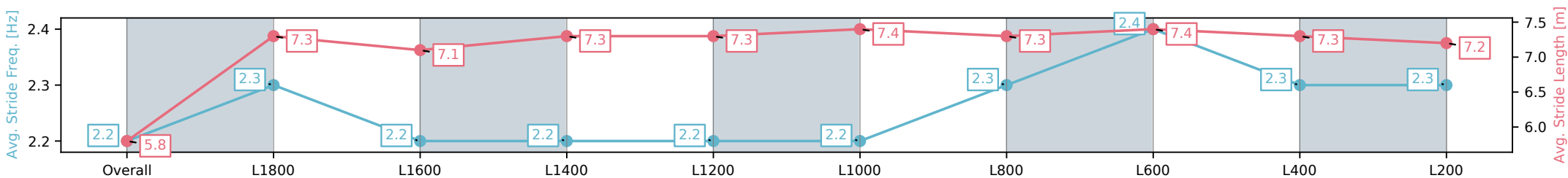
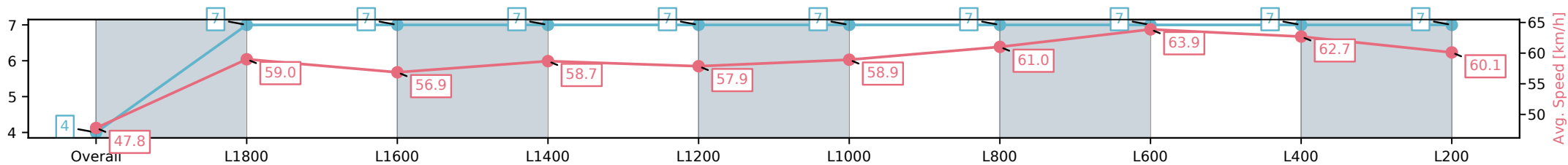
Race 1: Adelaide Galvanising Industries Supports SA Racing Handicap - 2000m

08 March 2025 - 12:14PM

Track Rating: Good 4, Weather: Fine, Rail Position: +3m 1200m Chute, True Remainder



Section	Overall	L1800	L1600	L1400	L1200	L1000	L800	L600	L400	L200
Section Times	2:03.96[4] (0:15.06)	1:48.90[7] (0:12.14)	1:36.76[7] (0:12.66)	1:24.10[7] (0:12.27)	1:11.83[7] (0:12.46)	0:59.37[7] (0:12.42)	0:46.95[7] (0:12.04)	0:34.91[7] (0:11.45)	0:23.46[7] (0:11.47)	0:11.99[7] (0:11.99)
Average Speed [km/h]	47.8	59.0	56.9	58.7	57.9	58.9	61.0	63.9	62.7	60.1
Top Speed [km/h]	60.2	60.2	58.4	59.4	59.1	60.2	65.2	65.4	63.7	61.6
Avg. Dist. to Rail [m]	0.8	1.0	0.7	0.8	1.0	3.0	4.3	3.4	6.3	7.6
Avg. Stride Freq. [Hz]	2.2	2.3	2.2	2.2	2.2	2.2	2.3	2.4	2.3	2.3
Avg. Stride Length [m]	5.8	7.3	7.1	7.3	7.3	7.4	7.3	7.4	7.3	7.2



- [] Ranking at each section and finish
- :-:- No data available at this section
- NA No data available

Horse/Jockey Name	CHEVAL SAVANT/Todd Pannell
Finish Rank	5
Fastest Section Time (Section)	0:11.36 (L600)
Top Speed [km/h] (Section)	65.3 (L1000)
Race State	Finished



Thomas Farms RC Murray Bridge SA - Professional

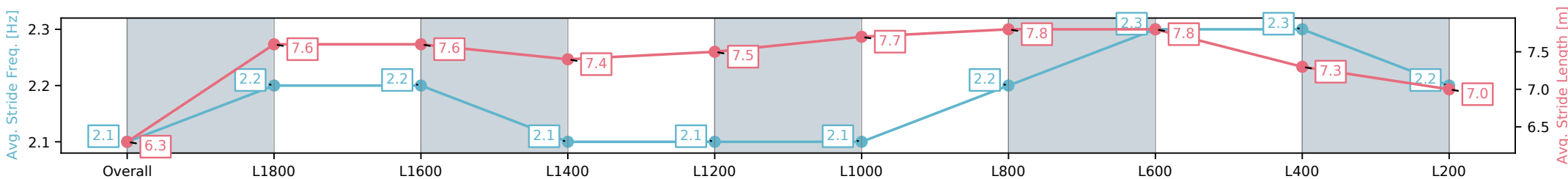
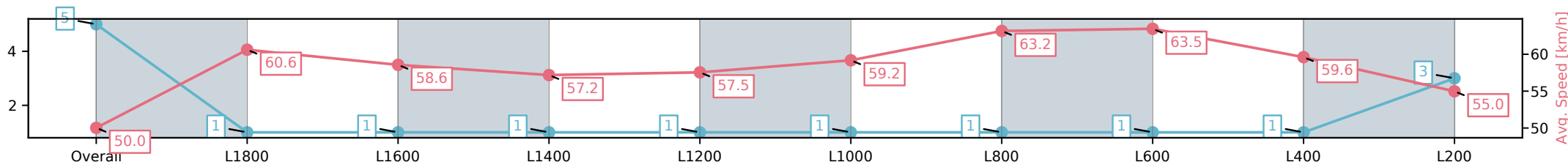
Race 1: Adelaide Galvanising Industries Supports SA Racing Handicap - 2000m

08 March 2025 - 12:14PM

Track Rating: Good 4, Weather: Fine, Rail Position: +3m 1200m Chute, True Remainder



Section	Overall	L1800	L1600	L1400	L1200	L1000	L800	L600	L400	L200
Section Times	2:04.09[5] (0:14.39)	1:49.70[1] (0:11.86)	1:37.84[1] (0:12.28)	1:25.56[1] (0:12.60)	1:12.96[1] (0:12.54)	1:00.42[1] (0:12.32)	0:48.10[1] (0:11.56)	0:36.53[1] (0:11.36)	0:25.17[1] (0:12.08)	0:13.09[3] (0:13.09)
Average Speed [km/h]	50.0	60.6	58.6	57.2	57.5	59.2	63.2	63.5	59.6	55.0
Top Speed [km/h]	61.6	61.7	59.8	58.6	58.4	61.1	65.3	65.0	61.9	57.5
Avg. Dist. to Rail [m]	4.2	1.2	0.4	0.5	0.9	2.7	2.8	0.6	1.7	2.2
Avg. Stride Freq. [Hz]	2.1	2.2	2.2	2.1	2.1	2.1	2.2	2.3	2.3	2.2
Avg. Stride Length [m]	6.3	7.6	7.6	7.4	7.5	7.7	7.8	7.8	7.3	7.0



- [] Ranking at each section and finish
- :-:- No data available at this section
- NA No data available

Horse/Jockey Name	ANOTHER FREE GLASS/Emily Finnegan
Finish Rank	6
Fastest Section Time (Section)	0:11.37 (L600)
Top Speed [km/h] (Section)	64.3 (L800)
Race State	Finished



Thomas Farms RC Murray Bridge SA - Professional

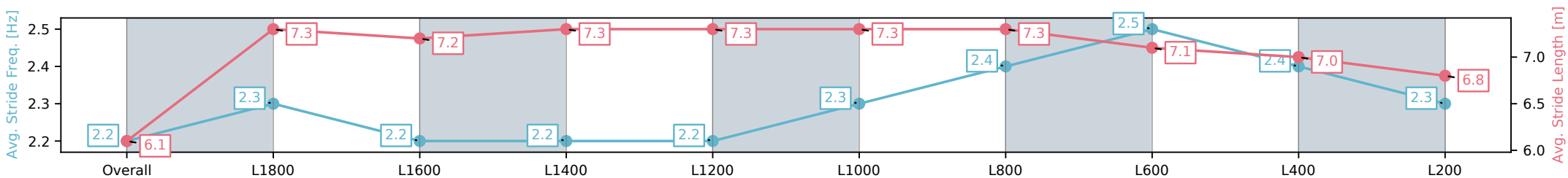
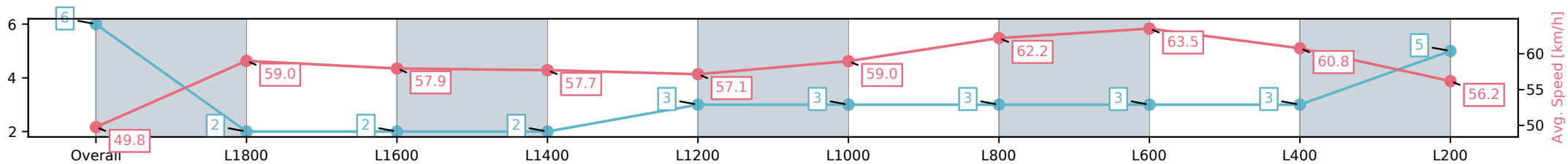
Race 1: Adelaide Galvanising Industries Supports SA Racing Handicap - 2000m

08 March 2025 - 12:14PM

Track Rating: Good 4, Weather: Fine, Rail Position: +3m 1200m Chute, True Remainder



Section	Overall	L1800	L1600	L1400	L1200	L1000	L800	L600	L400	L200
Section Times	2:04.14[6] (0:14.45)	1:49.69[2] (0:12.13)	1:37.56[2] (0:12.41)	1:25.15[2] (0:12.46)	1:12.69[3] (0:12.62)	1:00.07[3] (0:12.31)	0:47.76[3] (0:11.70)	0:36.06[3] (0:11.37)	0:24.69[3] (0:11.85)	0:12.84[5] (0:12.84)
Average Speed [km/h]	49.8	59.0	57.9	57.7	57.1	59.0	62.2	63.5	60.8	56.2
Top Speed [km/h]	61.4	60.8	58.7	58.3	58.2	60.2	64.3	64.3	62.7	58.5
Avg. Dist. to Rail [m]	1.2	1.3	0.4	0.4	0.3	1.7	2.1	0.8	2.0	3.1
Avg. Stride Freq. [Hz]	2.2	2.3	2.2	2.2	2.2	2.3	2.4	2.5	2.4	2.3
Avg. Stride Length [m]	6.1	7.3	7.2	7.3	7.3	7.3	7.3	7.1	7.0	6.8



[] Ranking at each section and finish
 -:-:- No data available at this section
 NA No data available

Horse/Jockey Name	EIGHT ON THE DOT/Ben Price
Finish Rank	7
Fastest Section Time (Section)	0:11.49 (L600)
Top Speed [km/h] (Section)	64.2 (L800)
Race State	Finished



Thomas Farms RC Murray Bridge SA - Professional

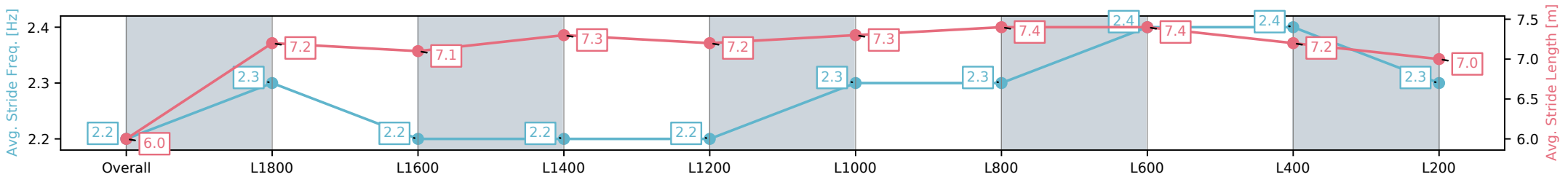
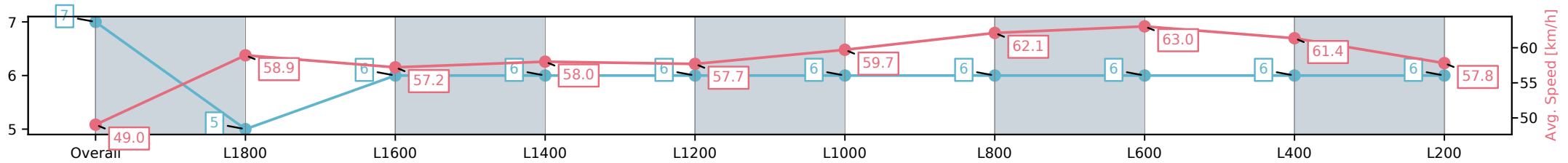
Race 1: Adelaide Galvanising Industries Supports SA
Racing Handicap - 2000m

08 March 2025 - 12:14PM

Track Rating: Good 4, Weather: Fine, Rail Position: +3m 1200m
Chute, True Remainder



Section	Overall	L1800	L1600	L1400	L1200	L1000	L800	L600	L400	L200
Section Times	2:04.30[7] (0:14.70)	1:49.60[5] (0:12.30)	1:37.30[6] (0:12.66)	1:24.64[6] (0:12.41)	1:12.23[6] (0:12.52)	0:59.71[6] (0:12.30)	0:47.41[6] (0:11.74)	0:35.67[6] (0:11.49)	0:24.18[6] (0:11.73)	0:12.45[6] (0:12.45)
Average Speed [km/h]	49.0	58.9	57.2	58.0	57.7	59.7	62.1	63.0	61.4	57.8
Top Speed [km/h]	60.3	60.8	58.8	58.4	59.5	60.6	63.8	64.2	62.3	60.4
Avg. Dist. to Rail [m]	2.5	1.3	2.9	2.4	2.8	3.9	2.6	1.6	4.6	5.8
Avg. Stride Freq. [Hz]	2.2	2.3	2.2	2.2	2.2	2.3	2.3	2.4	2.4	2.3
Avg. Stride Length [m]	6.0	7.2	7.1	7.3	7.2	7.3	7.4	7.4	7.2	7.0



[] Ranking at each section and finish
 -:-:- No data available at this section
 NA No data available