



RACINGSA

Thomas Farms RC Murray Bridge SA

Race 7: Carlton Draught Colts, Geldings & Entires Benchmark 58 Handicap - 1400m

05 February 2025 - 5:12PM

Track Rating: Good 4, Weather: Fine, Rail Position: +6m 1200m Chute, +9m Remainder



Murray Bridge
Racing Club

Section Field Times							Overall	L1200	L1000	L800	L600	L400	
							1:25.65 (0:14.96)	1:10.69 (0:10.83)	0:59.85 (0:11.61)	0:48.25 (0:12.14)	0:36.10 (0:11.89)	0:24.21 (0:11.85)	
Position	#	Horse/Jockey	Barrier	Top Speed [km/h]	Fastest Section	First 400m							Distance Travelled From Winner [m]
1	5	THE GOLDEN FIST Kayla Crowther	10	68.4 1400-1200	0:10.85 1200-1000	0:26.34	1:25.65 (0:15.49)	1:10.16 [10] (0:10.85)	0:59.31 [9] (0:11.43)	0:47.88 [6] (0:12.09)	0:35.79 [5] (0:11.89)	0:23.90 [4] (0:11.67)	
2	3	KUSHAN KHANIVALE Manoel Nunes	14	68.1 1400-1200	0:10.83 1200-1000	0:25.79	1:25.89 (0:14.96)	1:10.93 [1] (0:10.83)	1:00.10 [1] (0:11.61)	0:48.49 [1] (0:12.14)	0:36.35 [1] (0:11.89)	0:24.46 [1] (0:11.85)	-5
3	18	LAST WAR Brooke King	13	69.3 1400-1200	0:10.83 1200-1000	0:26.40	1:26.34 (0:15.56)	1:10.77 [11] (0:10.83)	0:59.94 [10] (0:11.64)	0:48.30 [11] (0:12.07)	0:36.23 [9] (0:11.90)	0:24.33 [8] (0:11.82)	+4
4	6	BIG MAV Todd Pannell	3	68.9 1400-1200	0:10.74 1200-1000	0:26.08	1:26.37 (0:15.34)	1:11.03 [6] (0:10.74)	1:00.29 [4] (0:11.51)	0:48.78 [3] (0:12.10)	0:36.68 [2] (0:12.08)	0:24.60 [5] (0:11.95)	-6
5	12	TESTA DEXTA Zoe Lloyd	11	67.6 1400-1200	0:10.80 1200-1000	0:26.08	1:26.47 (0:15.28)	1:11.19 [3] (0:10.80)	1:00.39 [3] (0:11.51)	0:48.88 [2] (0:12.10)	0:36.78 [3] (0:12.03)	0:24.75 [2] (0:11.94)	-3
6	8	GOOD BLOKE Jacob Opperman	4	68.8 1400-1200	0:10.89 1200-1000	0:26.20	1:26.53 (0:15.31)	1:11.22 [4] (0:10.89)	1:00.33 [5] (0:11.54)	0:48.79 [5] (0:12.15)	0:36.64 [6] (0:12.01)	0:24.63 [6] (0:12.06)	-5
7	9	GILDED AGE Matthew Chadwick	12	67.7 1400-1200	0:10.89 1200-1000	0:26.92	1:26.53 (0:16.03)	1:10.50 [14] (0:10.89)	0:59.61 [14] (0:11.55)	0:48.06 [14] (0:11.98)	0:36.08 [14] (0:11.88)	0:24.20 [13] (0:11.68)	+0
8	16	WE'VE GOTTA DEEL Polly Brewster	2	67.7 1400-1200	0:10.84 1200-1000	0:26.04	1:26.53 (0:15.20)	1:11.33 [2] (0:10.84)	1:00.49 [2] (0:11.63)	0:48.86 [4] (0:12.10)	0:36.76 [4] (0:11.95)	0:24.81 [3] (0:12.01)	-5
9	15	GALACTIC FURY Teagan Voorham	6	67.1 1400-1200	0:10.98 1200-1000	0:26.62	1:26.61 (0:15.64)	1:10.97 [13] (0:10.98)	0:59.99 [13] (0:11.53)	0:48.46 [12] (0:12.20)	0:36.26 [12] (0:11.93)	0:24.33 [12] (0:11.75)	-4
10	14	FANTASTIC HOST Jason Holder	8	68.0 1400-1200	0:10.90 1200-1000	0:26.48	1:26.62 (0:15.57)	1:11.04 [12] (0:10.90)	1:00.14 [11] (0:11.55)	0:48.59 [10] (0:12.12)	0:36.47 [11] (0:12.00)	0:24.47 [9] (0:11.79)	-3

Scratched: Bullet Wing (#1), Bulls On Parade (#2), Saint Michael (#10), Peperoncino (#13)

Report Created: Wed 05 February 2025 18:25:52 GMT+11 (Note: Timing is based on positional data)

- [] Position in running at each section and finish
- #: Saddle cloth number
- : No data available at this section
- DNF: Did not finish
- NA: No data available
- DNT: Did not track
- █ Background shading for fastest section



RACINGSA

Thomas Farms RC Murray Bridge SA

Race 7: Carlton Draught Colts, Geldings & Entires Benchmark 58 Handicap - 1400m

05 February 2025 - 5:12PM

Track Rating: Good 4, Weather: Fine, Rail Position: +6m 1200m Chute, +9m Remainder



Murray Bridge
Racing Club

Section Field Times							Overall	L1200	L1000	L800	L600	L400		
							1:25.65 (0:14.96)	1:10.69 (0:10.83)	0:59.85 (0:11.61)	0:48.25 (0:12.14)	0:36.10 (0:11.89)	0:24.21 (0:11.85)		
Position	#	Horse/Jockey	Barrier	Top Speed [km/h]	Fastest Section	First 400m								Distance Travelled From Winner [m]
11	17	LI'L HANK Jade Doyle	9	68.6 1400-1200	0:10.84 1200-1000	0:26.28	1:26.67 (0:15.44)	1:11.23 [7] (0:10.84)	1:00.39 [7] (0:11.52)	0:48.87 [7] (0:12.12)	0:36.75 [7] (0:12.06)	0:24.69 [7] (0:11.93)		+1
12	11	TAMETOMO Felicity Atkinson	7	66.4 1400-1200	0:11.09 1200-1000	0:26.53	1:26.82 (0:15.44)	1:11.38 [8] (0:11.09)	1:00.29 [12] (0:11.63)	0:48.66 [13] (0:12.26)	0:36.40 [13] (0:11.97)	0:24.43 [14] (0:11.73)		+0
13	7	CALL IT QUILTS Alana Livesey	5	67.2 1400-1200	0:10.85 1200-1000	0:26.30	1:27.56 (0:15.45)	1:12.11 [9] (0:10.85)	1:01.26 [8] (0:11.57)	0:49.68 [9] (0:12.23)	0:37.45 [10] (0:12.14)	0:25.31 [11] (0:12.17)		+0
14	4	MIDNIGHT RUSH Justin Potter	1	66.9 1400-1200	0:10.90 1200-1000	0:26.23	1:27.76 (0:15.33)	1:12.43 [5] (0:10.90)	1:01.53 [6] (0:11.62)	0:49.91 [8] (0:12.19)	0:37.72 [8] (0:12.17)	0:25.55 [10] (0:12.21)		-11

Scratched: Bullet Wing (#1), Bulls On Parade (#2), Saint Michael (#10), Peperoncino (#13)

- [] Position in running at each section and finish
- #: Saddle cloth number
- :--- No data available at this section
- DNF Did not finish
- NA No data available
- DNT Did not track
- █ Background shading for fastest section



RACINGSA

Thomas Farms RC Murray Bridge SA

Race 7: Carlton Draught Colts, Geldings & Entires Benchmark 58 Handicap - 1400m

05 February 2025 - 5:12PM

Track Rating: Good 4, Weather: Fine, Rail Position: +6m 1200m Chute, +9m Remainder



Murray Bridge
Racing Club

Section

Field Times

L200

0:12.36

(0:12.36)

Position	#	Horse/Jockey	Barrier	Top Speed [km/h]	Fastest Section	First 400m	Margin	Distance Travelled From Winner [m]
1	5	THE GOLDEN FIST Kayla Crowther	10	68.4 1400-1200	0:10.85 1200-1000	0:26.34 0:12.23 [2] (0:12.23)	1:25.65	
2	3	KUSHAN KHANIVALE Manoel Nunes	14	68.1 1400-1200	0:10.83 1200-1000	0:25.79 0:12.61 [1] (0:12.61)	1.57L	-5
3	18	LAST WAR Brooke King	13	69.3 1400-1200	0:10.83 1200-1000	0:26.40 0:12.51 [6] (0:12.51)	4.48L	+4
4	6	BIG MAV Todd Pannell	3	68.9 1400-1200	0:10.74 1200-1000	0:26.08 0:12.65 [4] (0:12.65)	4.68L	-6
5	12	TESTA DEXTA Zoe Lloyd	11	67.6 1400-1200	0:10.80 1200-1000	0:26.08 0:12.81 [3] (0:12.81)	5.31L	-3
6	8	GOOD BLOKE Jacob Opperman	4	68.8 1400-1200	0:10.89 1200-1000	0:26.20 0:12.57 [9] (0:12.56)	0.0L	-5
7	9	GILDED AGE Matthew Chadwick	12	67.7 1400-1200	0:10.89 1200-1000	0:26.92 0:12.52 [10] (0:12.52)	0.0L	+0
8	16	WE'VE GOTTA DEEL Polly Brewster	2	67.7 1400-1200	0:10.84 1200-1000	0:26.04 0:12.80 [5] (0:12.80)	5.69L	-5
9	15	GALACTIC FURY Teagan Voorham	6	67.1 1400-1200	0:10.98 1200-1000	0:26.62 0:12.58 [11] (0:12.57)	6.18L	-4
10	14	FANTASTIC HOST Jason Holder	8	68.0 1400-1200	0:10.90 1200-1000	0:26.48 0:12.68 [8] (0:12.68)	6.28L	-3

Scratched: Bullet Wing (#1), Bulls On Parade (#2), Saint Michael (#10), Peperoncino (#13)

Report Created: Wed 05 February 2025 18:25:52 GMT+11 (Note: Timing is based on positional data)

- [] Position in running at each section and finish
- #: Saddle cloth number
- :-:-- No data available at this section
- DNF Did not finish
- NA No data available
- DNT Did not track
- █ Background shading for fastest section



RACINGSA

Thomas Farms RC Murray Bridge SA

Race 7: Carlton Draught Colts, Geldings & Entires Benchmark 58 Handicap - 1400m

05 February 2025 - 5:12PM

Track Rating: Good 4, Weather: Fine, Rail Position: +6m 1200m Chute, +9m Remainder



Murray Bridge
Racing Club

Section

Field Times

L200

0:12.36

(0:12.36)

Position	#	Horse/Jockey	Barrier	Top Speed [km/h]	Fastest Section	First 400m	Margin							Distance Travelled From Winner [m]
11	17	LI'L HANK Jade Doyle	9	68.6 1400-1200	0:10.84 1200-1000	0:26.28	0:12.76 [7] (0:12.76)	6.55L						+1
12	11	TAMETOMO Felicity Atkinson	7	66.4 1400-1200	0:11.09 1200-1000	0:26.53	0:12.70 [12] (0:12.70)	7.52L						+0
13	7	CALL IT QUILTS Alana Livesey	5	67.2 1400-1200	0:10.85 1200-1000	0:26.30	0:13.14 [13] (0:13.14)	12.33L						+0
14	4	MIDNIGHT RUSH Justin Potter	1	66.9 1400-1200	0:10.90 1200-1000	0:26.23	0:13.34 [14] (0:13.34)	13.6L						-11

Scratched: Bullet Wing (#1), Bulls On Parade (#2), Saint Michael (#10), Peperoncino (#13)

- [] Position in running at each section and finish # Saddle cloth number
- :--:-- No data available at this section DNF Did not finish
- NA No data available DNT Did not track
- █ Background shading for fastest section

Horse/Jockey Name	THE GOLDEN FIST/Kayla Crowther
Finish Rank	1
Fastest Section Time (Section)	0:10.85 (L1200)
Top Speed [km/h] (Section)	68.4 (Overall)
Race State	Finished



Thomas Farms RC Murray Bridge SA - Professional

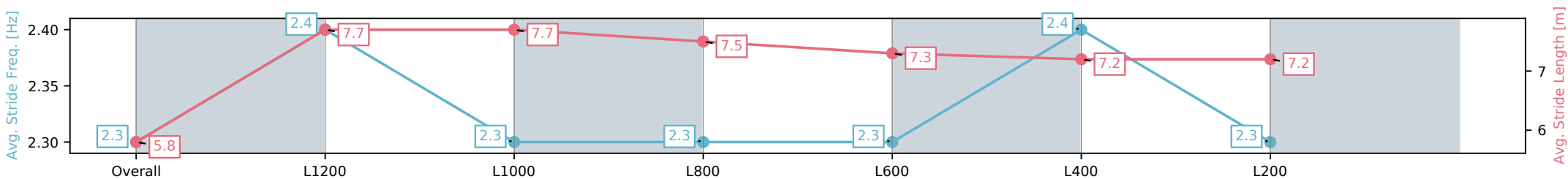
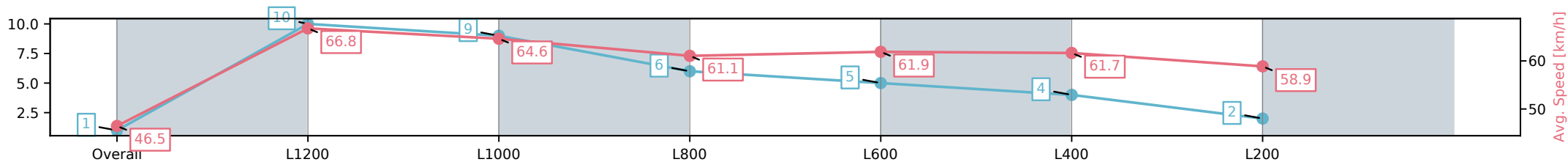
Race 7: Carlton Draught Colts, Geldings & Entires
Benchmark 58 Handicap - 1400m

05 February 2025 - 5:12PM

Track Rating: Good 4, Weather: Fine, Rail Position: +6m 1200m
Chute, +9m Remainder



Section	Overall	L1200	L1000	L800	L600	L400	L200
Section Times	1:25.65[1] (0:15.49)	1:10.16[10] (0:10.85)	0:59.31[9] (0:11.43)	0:47.88[6] (0:12.09)	0:35.79[5] (0:11.89)	0:23.90[4] (0:11.67)	0:12.23[2] (0:12.23)
Average Speed [km/h]	46.5	66.8	64.6	61.1	61.9	61.7	58.9
Top Speed [km/h]	66.1	68.4	66.4	62.7	63.4	63.4	61.1
Avg. Dist. to Rail [m]	10.1	6.0	5.2	4.6	5.7	9.4	6.6
Avg. Stride Freq. [Hz]	2.3	2.4	2.3	2.3	2.3	2.4	2.3
Avg. Stride Length [m]	5.8	7.7	7.7	7.5	7.3	7.2	7.2



- [] Ranking at each section and finish
- :-:- No data available at this section
- NA No data available

Horse/Jockey Name	KUSHAN KHANIVALE/Manoel Nunes
Finish Rank	2
Fastest Section Time (Section)	0:10.83 (L1200)
Top Speed [km/h] (Section)	68.1 (Overall)
Race State	Finished



Thomas Farms RC Murray Bridge SA - Professional

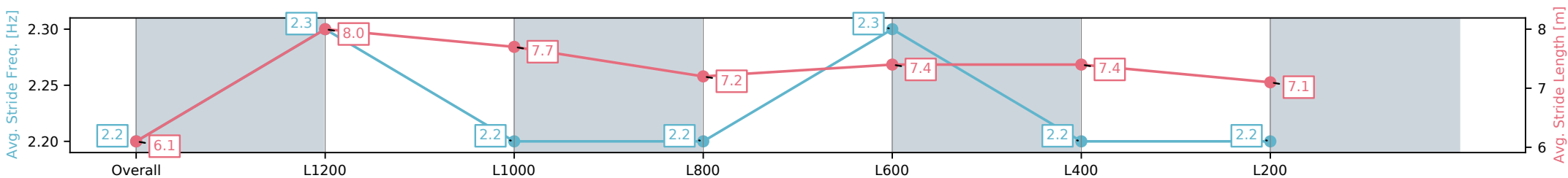
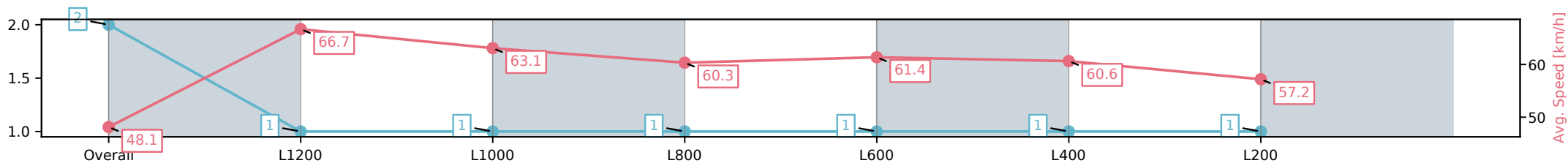
Race 7: Carlton Draught Colts, Geldings & Entires
Benchmark 58 Handicap - 1400m

05 February 2025 - 5:12PM

Track Rating: Good 4, Weather: Fine, Rail Position: +6m 1200m
Chute, +9m Remainder



Section	Overall	L1200	L1000	L800	L600	L400	L200
Section Times	1:25.89[2] (0:14.96)	1:10.93[1] (0:10.83)	1:00.10[1] (0:11.61)	0:48.49[1] (0:12.14)	0:36.35[1] (0:11.89)	0:24.46[1] (0:11.85)	0:12.61[1] (0:12.61)
Average Speed [km/h]	48.1	66.7	63.1	60.3	61.4	60.6	57.2
Top Speed [km/h]	67.5	68.1	64.7	62.1	62.6	62.7	57.8
Avg. Dist. to Rail [m]	11.9	2.8	3.0	3.7	3.2	4.2	4.9
Avg. Stride Freq. [Hz]	2.2	2.3	2.2	2.2	2.3	2.2	2.2
Avg. Stride Length [m]	6.1	8.0	7.7	7.2	7.4	7.4	7.1



- [] Ranking at each section and finish
- :-:- No data available at this section
- NA No data available

Horse/Jockey Name	LAST WAR/Brooke King
Finish Rank	3
Fastest Section Time (Section)	0:10.83 (L1200)
Top Speed [km/h] (Section)	69.3 (Overall)
Race State	Finished



Thomas Farms RC Murray Bridge SA - Professional

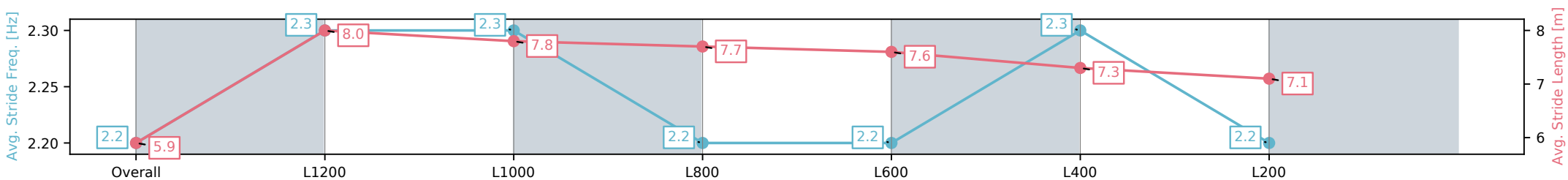
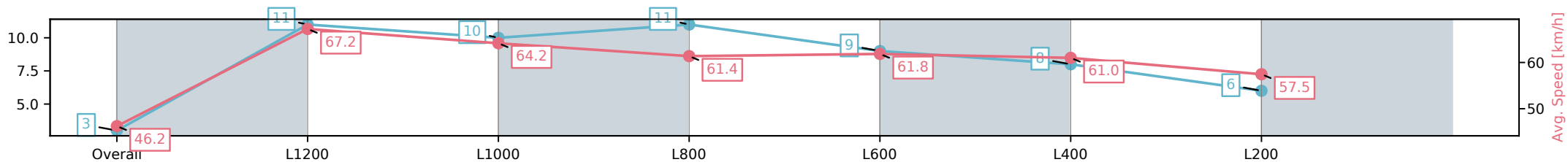
Race 7: Carlton Draught Colts, Geldings & Entires
Benchmark 58 Handicap - 1400m



05 February 2025 - 5:12PM

Track Rating: Good 4, Weather: Fine, Rail Position: +6m 1200m
Chute, +9m Remainder

Section	Overall	L1200	L1000	L800	L600	L400	L200
Section Times	1:26.34[3] (0:15.56)	1:10.77[11] (0:10.83)	0:59.94[10] (0:11.64)	0:48.30[11] (0:12.07)	0:36.23[9] (0:11.90)	0:24.33[8] (0:11.82)	0:12.51[6] (0:12.51)
Average Speed [km/h]	46.2	67.2	64.2	61.4	61.8	61.0	57.5
Top Speed [km/h]	68.1	69.3	65.3	62.6	62.7	62.9	59.2
Avg. Dist. to Rail [m]	12.3	8.0	7.7	5.6	5.7	12.1	14.3
Avg. Stride Freq. [Hz]	2.2	2.3	2.3	2.2	2.2	2.3	2.2
Avg. Stride Length [m]	5.9	8.0	7.8	7.7	7.6	7.3	7.1



- [] Ranking at each section and finish
- :-:- No data available at this section
- NA No data available

Horse/Jockey Name	BIG MAV/Todd Pannell
Finish Rank	4
Fastest Section Time (Section)	0:10.74 (L1200)
Top Speed [km/h] (Section)	68.9 (Overall)
Race State	Finished



Thomas Farms RC Murray Bridge SA - Professional

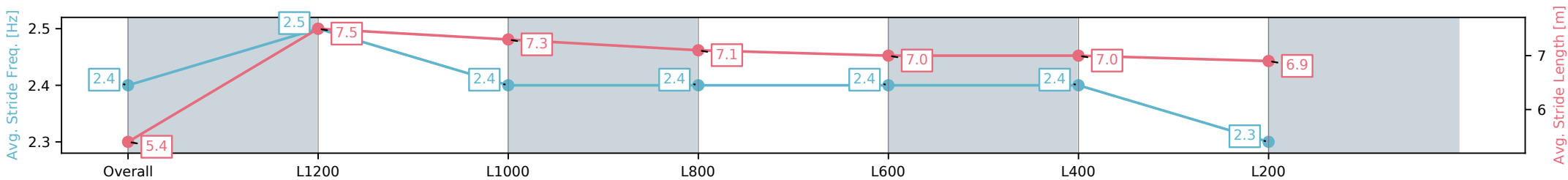
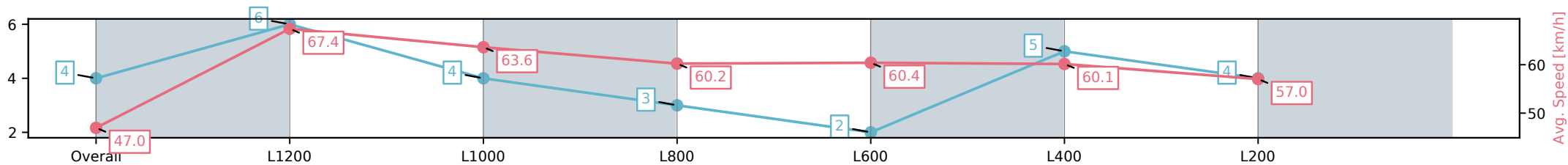
Race 7: Carlton Draught Colts, Geldings & Entires
Benchmark 58 Handicap - 1400m

05 February 2025 - 5:12PM

Track Rating: Good 4, Weather: Fine, Rail Position: +6m 1200m
Chute, +9m Remainder



Section	Overall	L1200	L1000	L800	L600	L400	L200
Section Times	1:26.37[4] (0:15.34)	1:11.03[6] (0:10.74)	1:00.29[4] (0:11.51)	0:48.78[3] (0:12.10)	0:36.68[2] (0:12.08)	0:24.60[5] (0:11.95)	0:12.65[4] (0:12.65)
Average Speed [km/h]	47.0	67.4	63.6	60.2	60.4	60.1	57.0
Top Speed [km/h]	67.8	68.9	65.6	62.2	62.1	62.4	59.2
Avg. Dist. to Rail [m]	5.5	3.8	3.5	2.6	3.5	6.4	6.5
Avg. Stride Freq. [Hz]	2.4	2.5	2.4	2.4	2.4	2.4	2.3
Avg. Stride Length [m]	5.4	7.5	7.3	7.1	7.0	7.0	6.9



- [] Ranking at each section and finish
- :-:- No data available at this section
- NA No data available

Horse/Jockey Name	TESTA DEXTA/Zoe Lloyd
Finish Rank	5
Fastest Section Time (Section)	0:10.80 (L1200)
Top Speed [km/h] (Section)	67.6 (Overall)
Race State	Finished



Thomas Farms RC Murray Bridge SA - Professional

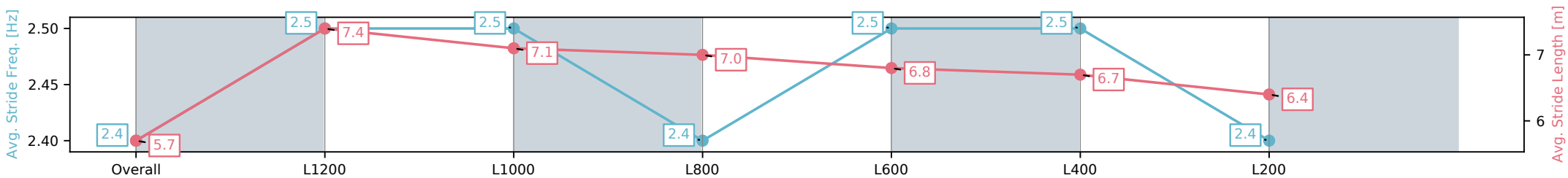
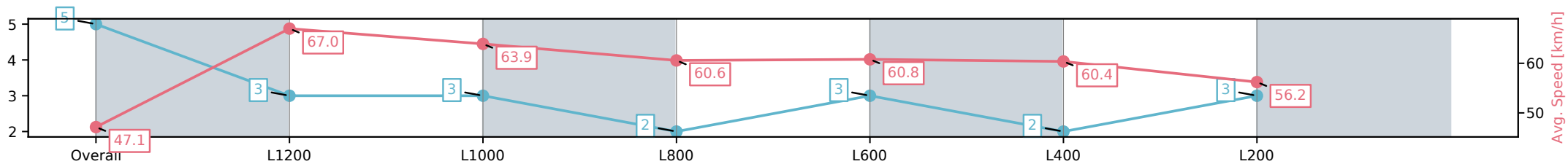
Race 7: Carlton Draught Colts, Geldings & Entires
Benchmark 58 Handicap - 1400m

05 February 2025 - 5:12PM

Track Rating: Good 4, Weather: Fine, Rail Position: +6m 1200m
Chute, +9m Remainder



Section	Overall	L1200	L1000	L800	L600	L400	L200
Section Times	1:26.47[5] (0:15.28)	1:11.19[3] (0:10.80)	1:00.39[3] (0:11.51)	0:48.88[2] (0:12.10)	0:36.78[3] (0:12.03)	0:24.75[2] (0:11.94)	0:12.81[3] (0:12.81)
Average Speed [km/h]	47.1	67.0	63.9	60.6	60.8	60.4	56.2
Top Speed [km/h]	66.9	67.6	65.7	62.3	62.2	62.2	58.5
Avg. Dist. to Rail [m]	9.7	4.4	4.1	3.5	4.6	8.0	8.1
Avg. Stride Freq. [Hz]	2.4	2.5	2.5	2.4	2.5	2.5	2.4
Avg. Stride Length [m]	5.7	7.4	7.1	7.0	6.8	6.7	6.4



- [] Ranking at each section and finish
- :-:- No data available at this section
- NA No data available

Horse/Jockey Name	GOOD BLOKE/Jacob Opperman
Finish Rank	6
Fastest Section Time (Section)	0:10.89 (L1200)
Top Speed [km/h] (Section)	68.8 (Overall)
Race State	Finished



Thomas Farms RC Murray Bridge SA - Professional

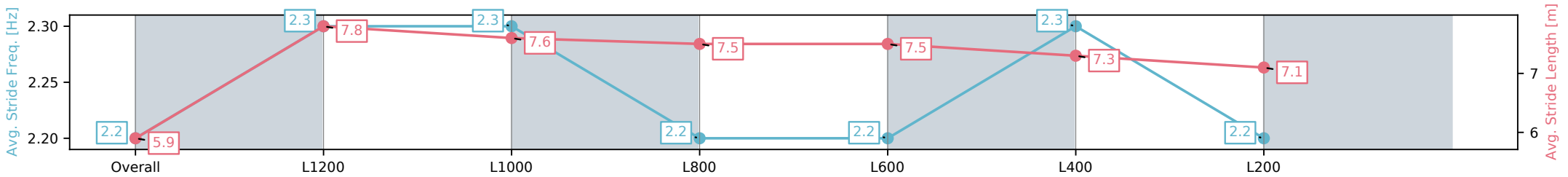
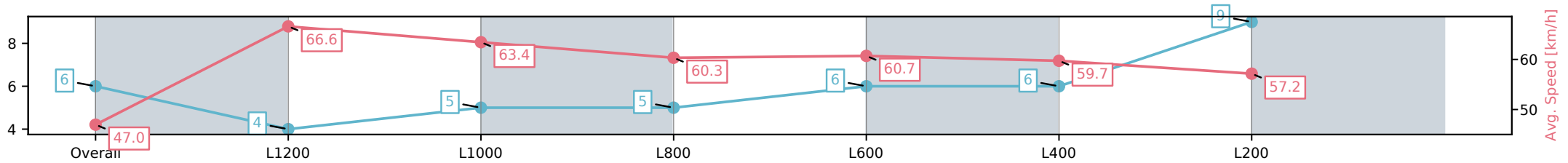
Race 7: Carlton Draught Colts, Geldings & Entires
Benchmark 58 Handicap - 1400m

05 February 2025 - 5:12PM

Track Rating: Good 4, Weather: Fine, Rail Position: +6m 1200m
Chute, +9m Remainder



Section	Overall	L1200	L1000	L800	L600	L400	L200
Section Times	1:26.53[6] (0:15.31)	1:11.22[4] (0:10.89)	1:00.33[5] (0:11.54)	0:48.79[5] (0:12.15)	0:36.64[6] (0:12.01)	0:24.63[6] (0:12.06)	0:12.57[9] (0:12.56)
Average Speed [km/h]	47.0	66.6	63.4	60.3	60.7	59.7	57.2
Top Speed [km/h]	66.4	68.8	65.4	62.0	61.7	61.9	57.7
Avg. Dist. to Rail [m]	5.5	3.3	4.0	3.4	3.0	4.9	5.5
Avg. Stride Freq. [Hz]	2.2	2.3	2.3	2.2	2.2	2.3	2.2
Avg. Stride Length [m]	5.9	7.8	7.6	7.5	7.5	7.3	7.1



[] Ranking at each section and finish
 -:-:- No data available at this section
 NA No data available

Horse/Jockey Name	GILDED AGE/Matthew Chadwick
Finish Rank	7
Fastest Section Time (Section)	0:10.89 (L1200)
Top Speed [km/h] (Section)	67.7 (Overall)
Race State	Finished



Thomas Farms RC Murray Bridge SA - Professional

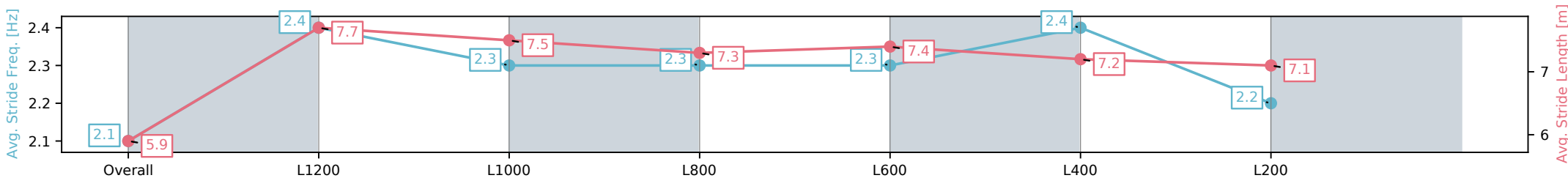
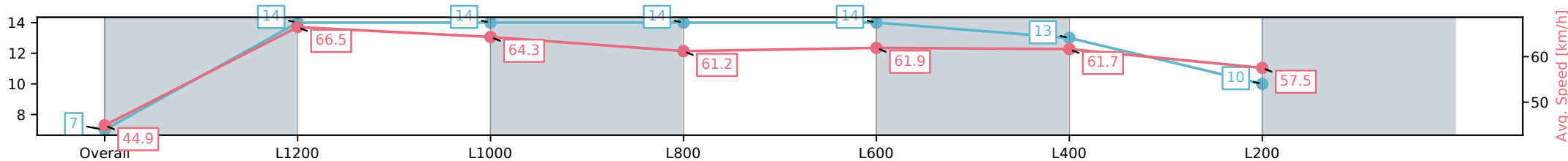
Race 7: Carlton Draught Colts, Geldings & Entires
Benchmark 58 Handicap - 1400m

05 February 2025 - 5:12PM

Track Rating: Good 4, Weather: Fine, Rail Position: +6m 1200m
Chute, +9m Remainder



Section	Overall	L1200	L1000	L800	L600	L400	L200
Section Times	1:26.53[7] (0:16.03)	1:10.50[14] (0:10.89)	0:59.61[14] (0:11.55)	0:48.06[14] (0:11.98)	0:36.08[14] (0:11.88)	0:24.20[13] (0:11.68)	0:12.52[10] (0:12.52)
Average Speed [km/h]	44.9	66.5	64.3	61.2	61.9	61.7	57.5
Top Speed [km/h]	67.3	67.7	66.0	62.3	63.4	63.4	58.9
Avg. Dist. to Rail [m]	9.4	5.4	5.8	3.7	5.7	10.9	11.4
Avg. Stride Freq. [Hz]	2.1	2.4	2.3	2.3	2.3	2.4	2.2
Avg. Stride Length [m]	5.9	7.7	7.5	7.3	7.4	7.2	7.1



[] Ranking at each section and finish
 -:-:- No data available at this section
 NA No data available

Horse/Jockey Name	WE'VE GOTTA DEEL/Polly Brewster
Finish Rank	8
Fastest Section Time (Section)	0:10.84 (L1200)
Top Speed [km/h] (Section)	67.7 (Overall)
Race State	Finished



Thomas Farms RC Murray Bridge SA - Professional

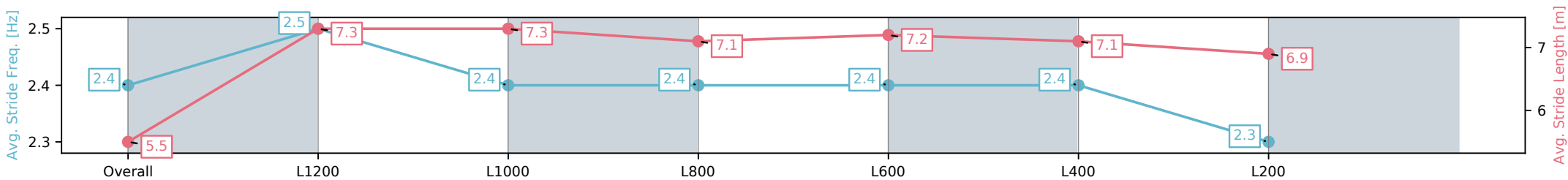
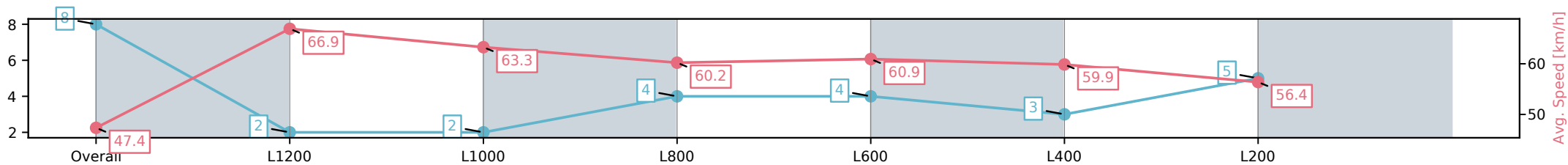
Race 7: Carlton Draught Colts, Geldings & Entires
Benchmark 58 Handicap - 1400m

05 February 2025 - 5:12PM

Track Rating: Good 4, Weather: Fine, Rail Position: +6m 1200m
Chute, +9m Remainder



Section	Overall	L1200	L1000	L800	L600	L400	L200
Section Times	1:26.53[8] (0:15.20)	1:11.33[2] (0:10.84)	1:00.49[2] (0:11.63)	0:48.86[4] (0:12.10)	0:36.76[4] (0:11.95)	0:24.81[3] (0:12.01)	0:12.80[5] (0:12.80)
Average Speed [km/h]	47.4	66.9	63.3	60.2	60.9	59.9	56.4
Top Speed [km/h]	66.6	67.7	64.7	62.3	61.9	62.3	58.0
Avg. Dist. to Rail [m]	4.9	4.2	4.5	2.5	2.6	4.4	4.6
Avg. Stride Freq. [Hz]	2.4	2.5	2.4	2.4	2.4	2.4	2.3
Avg. Stride Length [m]	5.5	7.3	7.3	7.1	7.2	7.1	6.9



- [] Ranking at each section and finish
- :-:- No data available at this section
- NA No data available

Horse/Jockey Name	GALACTIC FURY/Teagan Voorham
Finish Rank	9
Fastest Section Time (Section)	0:10.98 (L1200)
Top Speed [km/h] (Section)	67.1 (Overall)
Race State	Finished



Thomas Farms RC Murray Bridge SA - Professional

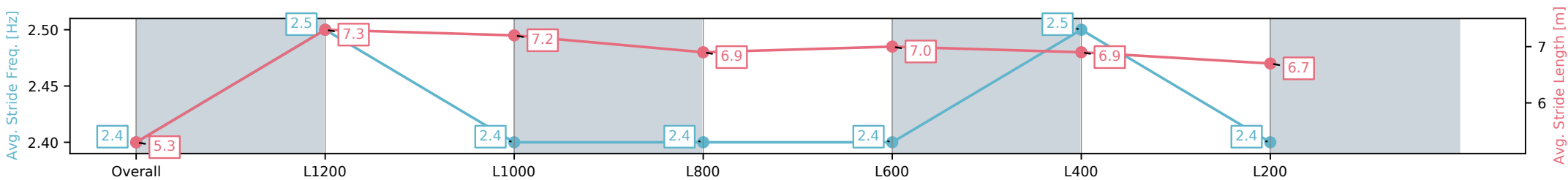
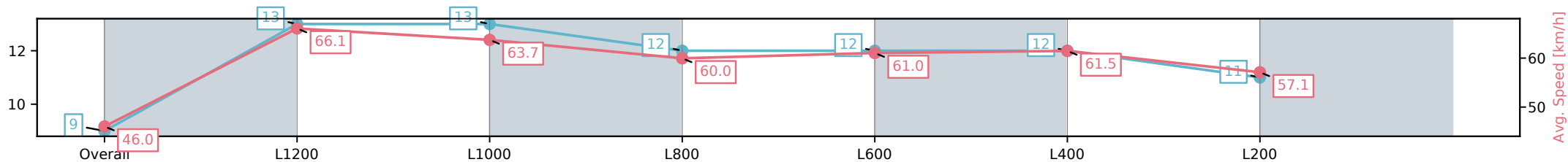
Race 7: Carlton Draught Colts, Geldings & Entires
Benchmark 58 Handicap - 1400m

05 February 2025 - 5:12PM

Track Rating: Good 4, Weather: Fine, Rail Position: +6m 1200m
Chute, +9m Remainder



Section	Overall	L1200	L1000	L800	L600	L400	L200
Section Times	1:26.61[9] (0:15.64)	1:10.97[13] (0:10.98)	0:59.99[13] (0:11.53)	0:48.46[12] (0:12.20)	0:36.26[12] (0:11.93)	0:24.33[12] (0:11.75)	0:12.58[11] (0:12.57)
Average Speed [km/h]	46.0	66.1	63.7	60.0	61.0	61.5	57.1
Top Speed [km/h]	66.9	67.1	65.6	61.1	62.6	63.1	60.1
Avg. Dist. to Rail [m]	6.0	4.7	4.3	3.3	3.2	6.5	3.8
Avg. Stride Freq. [Hz]	2.4	2.5	2.4	2.4	2.4	2.5	2.4
Avg. Stride Length [m]	5.3	7.3	7.2	6.9	7.0	6.9	6.7



- [] Ranking at each section and finish
- :-:- No data available at this section
- NA No data available

Horse/Jockey Name	FANTASTIC HOST/Jason Holder
Finish Rank	10
Fastest Section Time (Section)	0:10.90 (L1200)
Top Speed [km/h] (Section)	68.0 (Overall)
Race State	Finished



Thomas Farms RC Murray Bridge SA - Professional

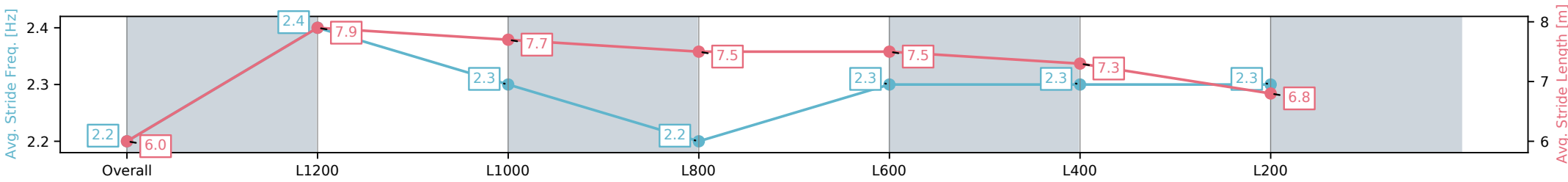
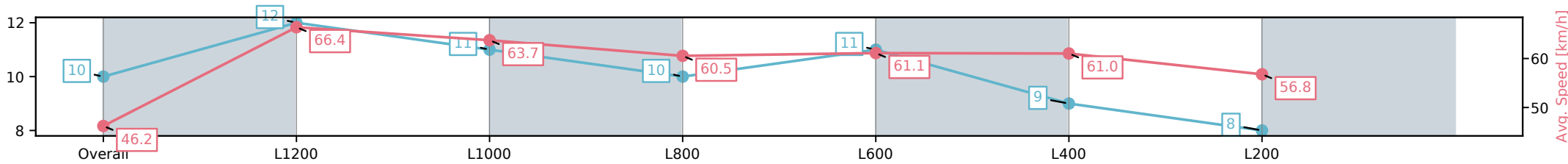
Race 7: Carlton Draught Colts, Geldings & Entires
Benchmark 58 Handicap - 1400m

05 February 2025 - 5:12PM

Track Rating: Good 4, Weather: Fine, Rail Position: +6m 1200m
Chute, +9m Remainder



Section	Overall	L1200	L1000	L800	L600	L400	L200
Section Times	1:26.62[10] (0:15.57)	1:11.04[12] (0:10.90)	1:00.14[11] (0:11.55)	0:48.59[10] (0:12.12)	0:36.47[11] (0:12.00)	0:24.47[9] (0:11.79)	0:12.68[8] (0:12.68)
Average Speed [km/h]	46.2	66.4	63.7	60.5	61.1	61.0	56.8
Top Speed [km/h]	66.0	68.0	66.2	61.6	62.4	62.1	59.7
Avg. Dist. to Rail [m]	7.9	4.6	4.3	3.6	4.6	8.6	9.4
Avg. Stride Freq. [Hz]	2.2	2.4	2.3	2.2	2.3	2.3	2.3
Avg. Stride Length [m]	6.0	7.9	7.7	7.5	7.5	7.3	6.8



[] Ranking at each section and finish
 -:-:- No data available at this section
 NA No data available

Horse/Jockey Name	LI'L HANK/Jade Doyle
Finish Rank	11
Fastest Section Time (Section)	0:10.84 (L1200)
Top Speed [km/h] (Section)	68.6 (Overall)
Race State	Finished



Thomas Farms RC Murray Bridge SA - Professional

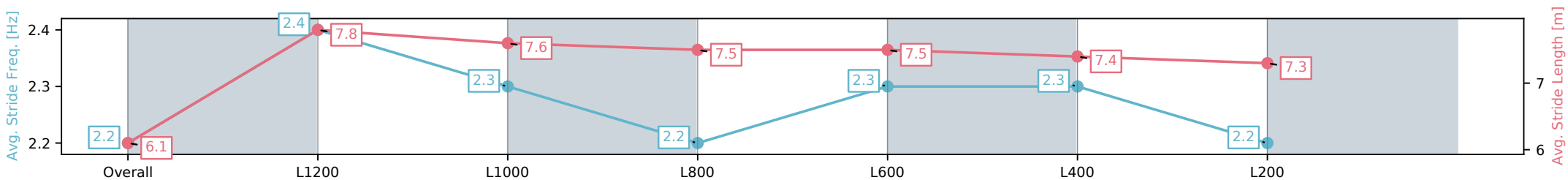
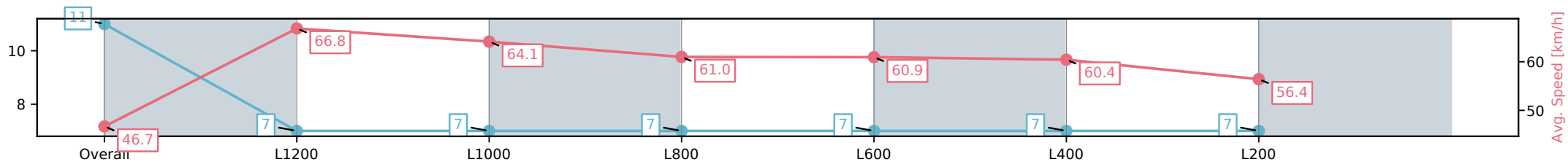
Race 7: Carlton Draught Colts, Geldings & Entires
Benchmark 58 Handicap - 1400m

05 February 2025 - 5:12PM

Track Rating: Good 4, Weather: Fine, Rail Position: +6m 1200m
Chute, +9m Remainder



Section	Overall	L1200	L1000	L800	L600	L400	L200
Section Times	1:26.67[11] (0:15.44)	1:11.23[7] (0:10.84)	1:00.39[7] (0:11.52)	0:48.87[7] (0:12.12)	0:36.75[7] (0:12.06)	0:24.69[7] (0:11.93)	0:12.76[7] (0:12.76)
Average Speed [km/h]	46.7	66.8	64.1	61.0	60.9	60.4	56.4
Top Speed [km/h]	67.9	68.6	65.8	62.5	62.0	62.0	58.6
Avg. Dist. to Rail [m]	9.0	5.7	5.4	5.1	5.6	8.0	8.5
Avg. Stride Freq. [Hz]	2.2	2.4	2.3	2.2	2.3	2.3	2.2
Avg. Stride Length [m]	6.1	7.8	7.6	7.5	7.5	7.4	7.3



- [] Ranking at each section and finish
- :-:- No data available at this section
- NA No data available

Horse/Jockey Name	TAMETOMO/Felicity Atkinson
Finish Rank	12
Fastest Section Time (Section)	0:11.09 (L1200)
Top Speed [km/h] (Section)	66.4 (Overall)
Race State	Finished



Thomas Farms RC Murray Bridge SA - Professional

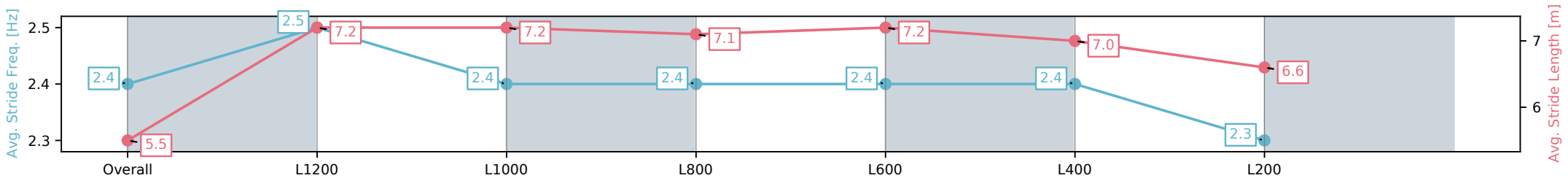
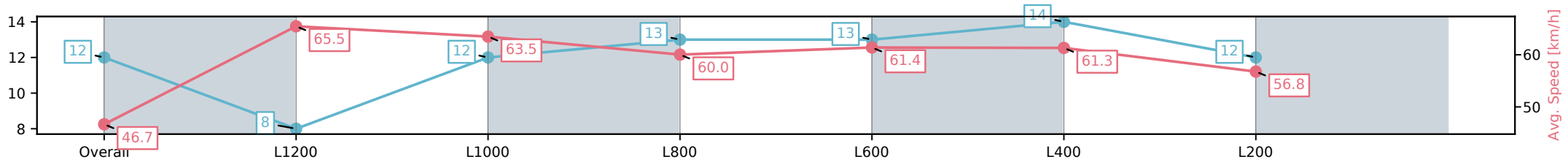
Race 7: Carlton Draught Colts, Geldings & Entires
Benchmark 58 Handicap - 1400m



05 February 2025 - 5:12PM

Track Rating: Good 4, Weather: Fine, Rail Position: +6m 1200m
Chute, +9m Remainder

Section	Overall	L1200	L1000	L800	L600	L400	L200
Section Times	1:26.82[12] (0:15.44)	1:11.38[8] (0:11.09)	1:00.29[12] (0:11.63)	0:48.66[13] (0:12.26)	0:36.40[13] (0:11.97)	0:24.43[14] (0:11.73)	0:12.70[12] (0:12.70)
Average Speed [km/h]	46.7	65.5	63.5	60.0	61.4	61.3	56.8
Top Speed [km/h]	66.0	66.4	64.9	61.9	62.3	62.9	58.8
Avg. Dist. to Rail [m]	7.0	4.5	5.2	4.3	5.4	8.1	7.1
Avg. Stride Freq. [Hz]	2.4	2.5	2.4	2.4	2.4	2.4	2.3
Avg. Stride Length [m]	5.5	7.2	7.2	7.1	7.2	7.0	6.6



[] Ranking at each section and finish
 -:-:- No data available at this section
 NA No data available

Horse/Jockey Name	CALL IT QUILTS/Alana Livesey
Finish Rank	13
Fastest Section Time (Section)	0:10.85 (L1200)
Top Speed [km/h] (Section)	67.2 (Overall)
Race State	Finished



Thomas Farms RC Murray Bridge SA - Professional

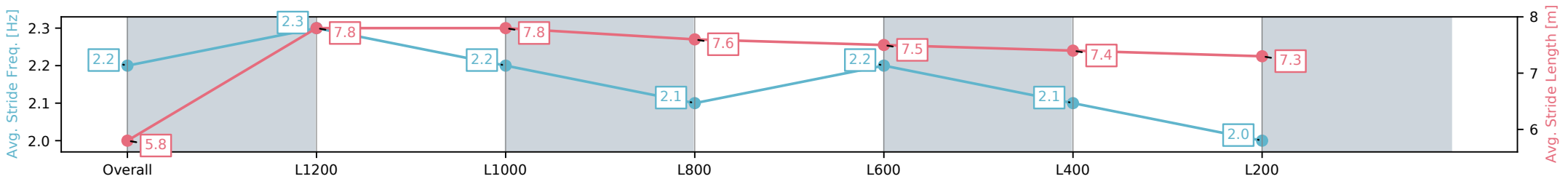
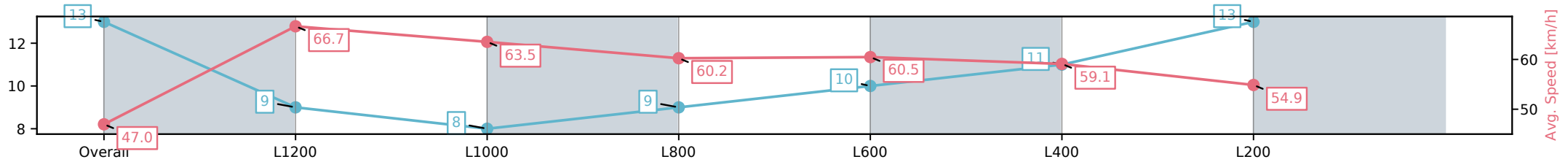
Race 7: Carlton Draught Colts, Geldings & Entires
Benchmark 58 Handicap - 1400m

05 February 2025 - 5:12PM

Track Rating: Good 4, Weather: Fine, Rail Position: +6m 1200m
Chute, +9m Remainder



Section	Overall	L1200	L1000	L800	L600	L400	L200
Section Times	1:27.56[13] (0:15.45)	1:12.11[9] (0:10.85)	1:01.26[8] (0:11.57)	0:49.68[9] (0:12.23)	0:37.45[10] (0:12.14)	0:25.31[11] (0:12.17)	0:13.14[13] (0:13.14)
Average Speed [km/h]	47.0	66.7	63.5	60.2	60.5	59.1	54.9
Top Speed [km/h]	67.2	67.2	64.4	61.9	60.9	60.8	57.7
Avg. Dist. to Rail [m]	5.6	2.8	4.5	4.5	4.6	7.2	9.9
Avg. Stride Freq. [Hz]	2.2	2.3	2.2	2.1	2.2	2.1	2.0
Avg. Stride Length [m]	5.8	7.8	7.8	7.6	7.5	7.4	7.3



- [] Ranking at each section and finish
- :-:- No data available at this section
- NA No data available

Horse/Jockey Name	MIDNIGHT RUSH/Justin Potter
Finish Rank	14
Fastest Section Time (Section)	0:10.90 (L1200)
Top Speed [km/h] (Section)	66.9 (Overall)
Race State	Finished



Thomas Farms RC Murray Bridge SA - Professional

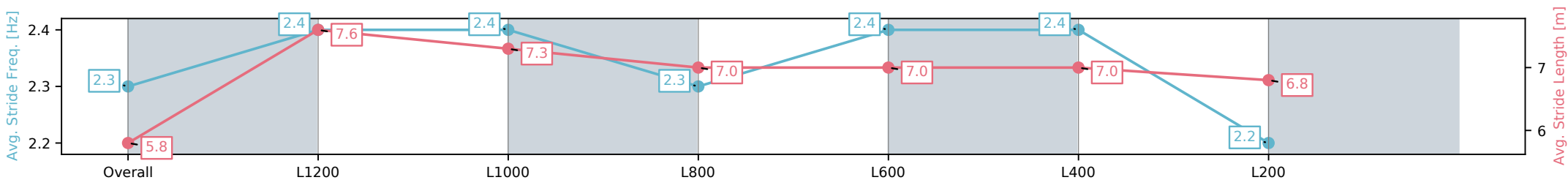
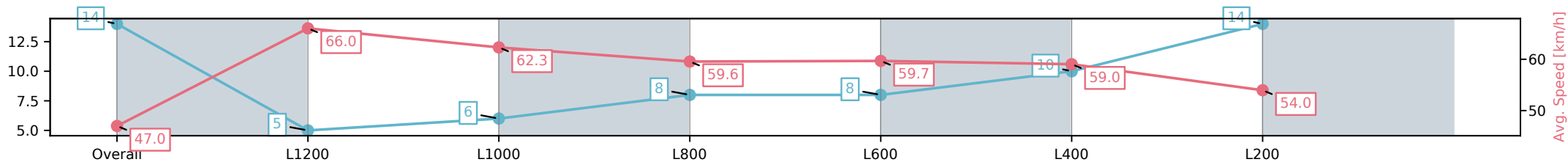
Race 7: Carlton Draught Colts, Geldings & Entires
Benchmark 58 Handicap - 1400m

05 February 2025 - 5:12PM

Track Rating: Good 4, Weather: Fine, Rail Position: +6m 1200m
Chute, +9m Remainder



Section	Overall	L1200	L1000	L800	L600	L400	L200
Section Times	1:27.76[14] (0:15.33)	1:12.43[5] (0:10.90)	1:01.53[6] (0:11.62)	0:49.91[8] (0:12.19)	0:37.72[8] (0:12.17)	0:25.55[10] (0:12.21)	0:13.34[14] (0:13.34)
Average Speed [km/h]	47.0	66.0	62.3	59.6	59.7	59.0	54.0
Top Speed [km/h]	66.8	66.9	65.1	61.9	60.6	61.5	56.6
Avg. Dist. to Rail [m]	3.1	0.2	0.8	1.9	2.4	3.9	3.5
Avg. Stride Freq. [Hz]	2.3	2.4	2.4	2.3	2.4	2.4	2.2
Avg. Stride Length [m]	5.8	7.6	7.3	7.0	7.0	7.0	6.8



- [] Ranking at each section and finish
- :-:- No data available at this section
- NA No data available