



RACINGSA

# Thomas Farms RC Murray Bridge SA

Race 6: Sportsbet Set a Deposit Limit Fillies & Mares Benchmark 58 Handicap - 1400m

05 February 2025 - 4:35PM

Track Rating: Good 4, Weather: Fine, Rail Position: +6m 1200m Chute, +9m Remainder



Murray Bridge  
Racing Club

Section								Overall	L1200	L1000	L800	L600	L400		
Field Times								1:25.65 (0:15.06)	1:10.59 (0:10.96)	0:59.63 (0:11.65)	0:47.98 (0:11.85)	0:36.13 (0:11.78)	0:24.35 (0:11.77)		
Position	#	Horse/Jockey	Barrier	Top Speed [km/h]	Fastest Section	First 400m								Distance Travelled From Winner [m]	
1	4	<b>GREENIDGE</b> Jacob Opperman	11	67.2 1400-1200	0:10.96 1200-1000	0:26.01	1:25.65 (0:15.05)	1:10.60 [1] (0:10.96)	0:59.64 [1] (0:11.66)	0:47.98 [1] (0:11.84)	0:36.14 [1] (0:11.79)	0:24.35 [1] (0:11.76)			
2	6	<b>COVERT WITNESS</b> Jason Holder	13	66.1 1200-1000	0:11.24 1200-1000	0:26.90	1:26.14 (0:15.66)	1:10.48 [8] (0:11.24)	0:59.24 [10] (0:11.57)	0:47.66 [10] (0:12.00)	0:35.66 [11] (0:11.65)	0:24.01 [7] (0:11.51)	+9		
3	7	<b>PROBATE</b> Ben Price	8	65.5 1400-1200	0:11.18 1200-1000	0:27.02	1:26.42 (0:15.84)	1:10.58 [12] (0:11.18)	0:59.40 [11] (0:11.54)	0:47.86 [12] (0:11.92)	0:35.94 [12] (0:11.79)	0:24.15 [10] (0:11.62)	+6		
4	9	<b>PIWHANE</b> Kayla Crowther	12	66.6 1200-1000	0:11.12 1200-1000	0:27.04	1:26.54 (0:15.92)	1:10.62 [13] (0:11.12)	0:59.50 [12] (0:11.47)	0:48.03 [11] (0:11.74)	0:36.29 [7] (0:11.66)	0:24.63 [5] (0:11.78)	+12		
5	8	<b>BELLA KATHLEEN</b> Stacey Metcalfe	2	66.0 1400-1200	0:11.07 1200-1000	0:26.24	1:26.58 (0:15.17)	1:11.41 [3] (0:11.07)	1:00.34 [4] (0:11.77)	0:48.57 [4] (0:12.00)	0:36.57 [5] (0:11.95)	0:24.62 [6] (0:12.01)	+6		
6	13	<b>HAYAI MESU</b> Taylor Johnstone	7	67.0 1400-1200	0:11.07 1200-1000	0:26.79	1:26.68 (0:15.72)	1:10.96 [10] (0:11.07)	0:59.89 [9] (0:11.62)	0:48.27 [9] (0:11.96)	0:36.31 [10] (0:11.80)	0:24.51 [9] (0:11.96)	+1		
7	11	<b>OFF THE CUFF</b> Jessica Tzaferis	9	67.4 1400-1200	0:11.24 1200-1000	0:27.07	1:26.81 (0:15.83)	1:10.98 [11] (0:11.24)	0:59.74 [13] (0:11.56)	0:48.17 [13] (0:11.97)	0:36.20 [13] (0:11.81)	0:24.39 [13] (0:11.82)	+13		
8	2	<b>JENNI ESPRIT</b> Rochelle Milnes	10	67.7 1400-1200	0:10.93 1200-1000	0:26.15	1:26.88 (0:15.22)	1:11.66 [4] (0:10.93)	1:00.73 [3] (0:11.62)	0:49.11 [3] (0:11.86)	0:37.25 [2] (0:11.84)	0:25.41 [2] (0:12.18)	+10		
9	5	<b>IMPENDING DIAMOND</b> Jake Toeroek	3	67.6 1400-1200	0:10.97 1200-1000	0:26.39	1:26.95 (0:15.42)	1:11.53 [6] (0:10.97)	1:00.56 [6] (0:11.63)	0:48.93 [5] (0:11.85)	0:37.08 [4] (0:11.84)	0:25.24 [3] (0:12.16)	+7		
10	12	<b>DARRA LINEN</b> Brooke King	1	66.5 1400-1200	0:11.04 1200-1000	0:26.35	1:27.29 (0:15.31)	1:11.98 [5] (0:11.04)	1:00.94 [5] (0:11.73)	0:49.21 [6] (0:12.23)	0:36.98 [9] (0:11.97)	0:25.01 [11] (0:12.06)	+13		

- [ ] Position in running at each section and finish
- #: Saddle cloth number
- : No data available at this section
- DNF: Did not finish
- NA: No data available
- DNT: Did not track
- █ Background shading for fastest section



RACINGSA

# Thomas Farms RC Murray Bridge SA

Race 6: Sportsbet Set a Deposit Limit Fillies & Mares Benchmark 58 Handicap - 1400m

05 February 2025 - 4:35PM

Track Rating: Good 4, Weather: Fine, Rail Position: +6m 1200m Chute, +9m Remainder



Murray Bridge  
Racing Club

Section Field Times							Overall	L1200	L1000	L800	L600	L400		
							1:25.65 (0:15.06)	1:10.59 (0:10.96)	0:59.63 (0:11.65)	0:47.98 (0:11.85)	0:36.13 (0:11.78)	0:24.35 (0:11.77)		
Position	#	Horse/Jockey	Barrier	Top Speed [km/h]	Fastest Section	First 400m								Distance Travelled From Winner [m]
11	3	SHUT THAT D'OR Jade Doyle	5	66.5 1400-1200	0:11.05 1200-1000	0:26.65	1:27.54 (0:15.60)	1:11.94 [7] (0:11.05)	1:00.89 [7] (0:11.71)	0:49.18 [8] (0:11.85)	0:37.33 [6] (0:11.93)	0:25.40 [8] (0:12.22)		+7
12	1	HEADPHONES Zoe Lloyd	6	66.8 1400-1200	0:10.97 1200-1000	0:26.03	1:28.36 (0:15.06)	1:13.30 [2] (0:10.97)	1:02.33 [2] (0:11.64)	0:50.69 [2] (0:12.09)	0:38.60 [3] (0:12.11)	0:26.49 [4] (0:12.40)		+7
13	10	PRETTY RELIABLE Manoel Nunes	4	66.5 1400-1200	0:11.02 1200-1000	0:26.72	1:29.58 (0:15.70)	1:13.88 [9] (0:11.02)	1:02.86 [8] (0:11.60)	0:51.26 [7] (0:11.98)	0:39.28 [8] (0:12.10)	0:27.18 [12] (0:12.68)		+1

- [ ] Position in running at each section and finish
- #: Saddle cloth number
- :--- No data available at this section
- DNF Did not finish
- NA No data available
- DNT Did not track
- █ Background shading for fastest section



RACINGSA

# Thomas Farms RC Murray Bridge SA

Race 6: Sportsbet Set a Deposit Limit Fillies & Mares Benchmark 58 Handicap - 1400m

05 February 2025 - 4:35PM

Track Rating: Good 4, Weather: Fine, Rail Position: +6m 1200m Chute, +9m Remainder



Murray Bridge  
Racing Club

Section

Field Times

L200

0:12.57

(0:12.57)

Position	#	Horse/Jockey	Barrier	Top Speed [km/h]	Fastest Section	First 400m	Margin							Distance Travelled From Winner [m]
1	4	<b>GREENIDGE</b> Jacob Opperman	11	67.2 1400-1200	0:10.96 1200-1000	0:26.01	0:12.59 [1] (0:12.59)	1:25.65						
2	6	<b>COVERT WITNESS</b> Jason Holder	13	66.1 1200-1000	0:11.24 1200-1000	0:26.90	0:12.50 [2] (0:12.50)	3.01L						+9
3	7	<b>PROBATE</b> Ben Price	8	65.5 1400-1200	0:11.18 1200-1000	0:27.02	0:12.53 [6] (0:12.53)	4.66L						+6
4	9	<b>PIWHANE</b> Kayla Crowther	12	66.6 1200-1000	0:11.12 1200-1000	0:27.04	0:12.85 [4] (0:12.85)	5.44L						+12
5	8	<b>BELLA KATHLEEN</b> Stacey Metcalfe	2	66.0 1400-1200	0:11.07 1200-1000	0:26.24	0:12.61 [7] (0:12.61)	5.64L						+6
6	13	<b>HAYAI MESU</b> Taylor Johnstone	7	67.0 1400-1200	0:11.07 1200-1000	0:26.79	0:12.55 [8] (0:12.55)	6.23L						+1
7	11	<b>OFF THE CUFF</b> Jessica Tzaferis	9	67.4 1400-1200	0:11.24 1200-1000	0:27.07	0:12.57 [9] (0:12.56)	7.08L						+13
8	2	<b>JENNI ESPRIT</b> Rochelle Milnes	10	67.7 1400-1200	0:10.93 1200-1000	0:26.15	0:13.23 [3] (0:13.23)	7.48L						+10
9	5	<b>IMPENDING DIAMOND</b> Jake Toeroek	3	67.6 1400-1200	0:10.97 1200-1000	0:26.39	0:13.08 [5] (0:13.08)	7.9L						+7
10	12	<b>DARRA LINEN</b> Brooke King	1	66.5 1400-1200	0:11.04 1200-1000	0:26.35	0:12.95 [11] (0:12.95)	9.95L						+13

- [ ] Position in running at each section and finish
- #: Saddle cloth number
- :-:-- No data available at this section
- DNF Did not finish
- NA No data available
- DNT Did not track
- █ Background shading for fastest section



RACINGSA

# Thomas Farms RC Murray Bridge SA

Race 6: Sportsbet Set a Deposit Limit Fillies & Mares Benchmark 58 Handicap - 1400m

05 February 2025 - 4:35PM

Track Rating: Good 4, Weather: Fine, Rail Position: +6m 1200m Chute, +9m Remainder



Murray Bridge  
Racing Club

## Section Field Times

L200

0:12.57

(0:12.57)

Position	#	Horse/Jockey	Barrier	Top Speed [km/h]	Fastest Section	First 400m	Margin							Distance Travelled From Winner [m]
11	3	SHUT THAT D'OR	5	66.5	0:11.05	0:26.65	0:13.18 [12]	11.45L						+7
		Jade Doyle		1400-1200	1200-1000		(0:13.18)							
12	1	HEADPHONES	6	66.8	0:10.97	0:26.03	0:14.09 [10]	16.44L						+7
		Zoe Lloyd		1400-1200	1200-1000		(0:14.09)							
13	10	PRETTY RELIABLE	4	66.5	0:11.02	0:26.72	0:14.50 [13]	23.82L						+1
		Manoel Nunes		1400-1200	1200-1000		(0:14.50)							

- [ ] Position in running at each section and finish
- #: Saddle cloth number
- :--- No data available at this section
- DNF Did not finish
- NA No data available
- DNT Did not track
- █ Background shading for fastest section

Horse/Jockey Name	GREENIDGE/Jacob Opperman
Finish Rank	1
Fastest Section Time (Section)	0:10.96 (L1200)
Top Speed [km/h] (Section)	67.2 (Overall)
Race State	Finished



Thomas Farms RC Murray Bridge SA - Professional

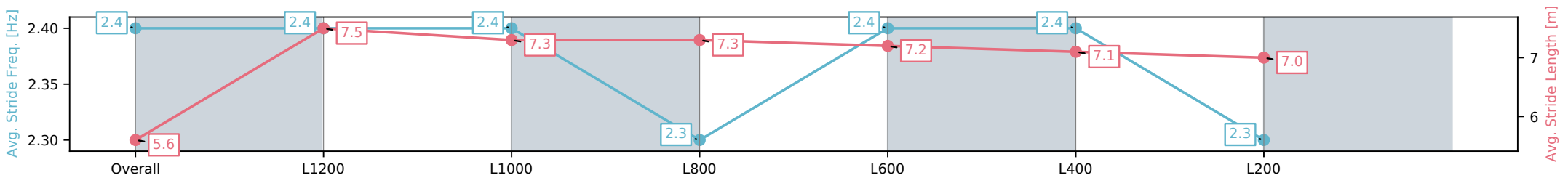
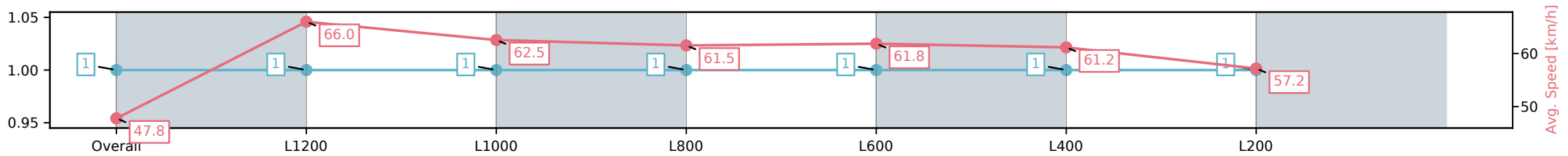
Race 6: Sportsbet Set a Deposit Limit Fillies & Mares  
Benchmark 58 Handicap - 1400m

05 February 2025 - 4:35PM

Track Rating: Good 4, Weather: Fine, Rail Position: +6m 1200m  
Chute, +9m Remainder



Section	Overall	L1200	L1000	L800	L600	L400	L200
Section Times	1:25.65[1] (0:15.05)	1:10.60[1] (0:10.96)	0:59.64[1] (0:11.66)	0:47.98[1] (0:11.84)	0:36.14[1] (0:11.79)	0:24.35[1] (0:11.76)	0:12.59[1] (0:12.59)
Average Speed [km/h]	47.8	66.0	62.5	61.5	61.8	61.2	57.2
Top Speed [km/h]	66.1	67.2	64.0	62.2	63.6	62.8	59.6
Avg. Dist. to Rail [m]	9.3	2.4	2.8	2.3	2.7	5.5	6.0
Avg. Stride Freq. [Hz]	2.4	2.4	2.4	2.3	2.4	2.4	2.3
Avg. Stride Length [m]	5.6	7.5	7.3	7.3	7.2	7.1	7.0



- [ ] Ranking at each section and finish
- :-:- No data available at this section
- NA No data available

Horse/Jockey Name	COVERT WITNESS/Jason Holder
Finish Rank	2
Fastest Section Time (Section)	0:11.24 (L1200)
Top Speed [km/h] (Section)	66.1 (L1200)
Race State	Finished



Thomas Farms RC Murray Bridge SA - Professional

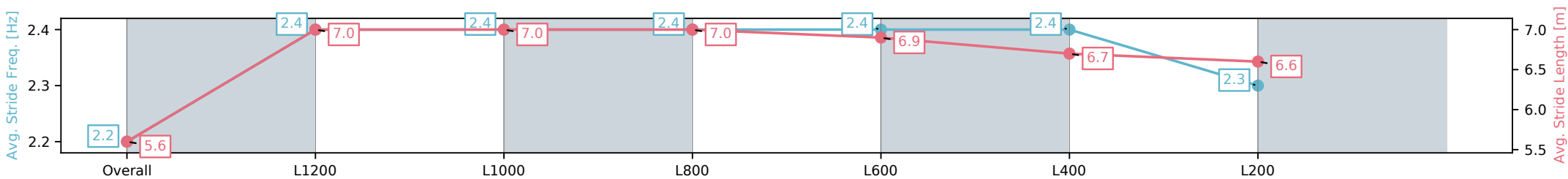
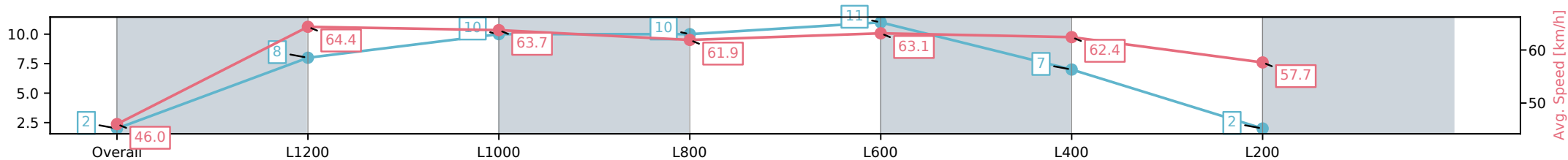
Race 6: Sportsbet Set a Deposit Limit Fillies & Mares  
Benchmark 58 Handicap - 1400m

05 February 2025 - 4:35PM

Track Rating: Good 4, Weather: Fine, Rail Position: +6m 1200m  
Chute, +9m Remainder



Section	Overall	L1200	L1000	L800	L600	L400	L200
Section Times	1:26.14[2] (0:15.66)	1:10.48[8] (0:11.24)	0:59.24[10] (0:11.57)	0:47.66[10] (0:12.00)	0:35.66[11] (0:11.65)	0:24.01[7] (0:11.51)	0:12.50[2] (0:12.50)
Average Speed [km/h]	46.0	64.4	63.7	61.9	63.1	62.4	57.7
Top Speed [km/h]	64.6	65.9	66.1	63.2	64.6	64.2	60.9
Avg. Dist. to Rail [m]	10.0	3.6	5.2	6.0	5.5	9.1	9.5
Avg. Stride Freq. [Hz]	2.2	2.4	2.4	2.4	2.4	2.4	2.3
Avg. Stride Length [m]	5.6	7.0	7.0	7.0	6.9	6.7	6.6



- [ ] Ranking at each section and finish
- :-:- No data available at this section
- NA No data available

Horse/Jockey Name	PROBATE/Ben Price
Finish Rank	3
Fastest Section Time (Section)	0:11.18 (L1200)
Top Speed [km/h] (Section)	65.5 (Overall)
Race State	Finished



### Thomas Farms RC Murray Bridge SA - Professional

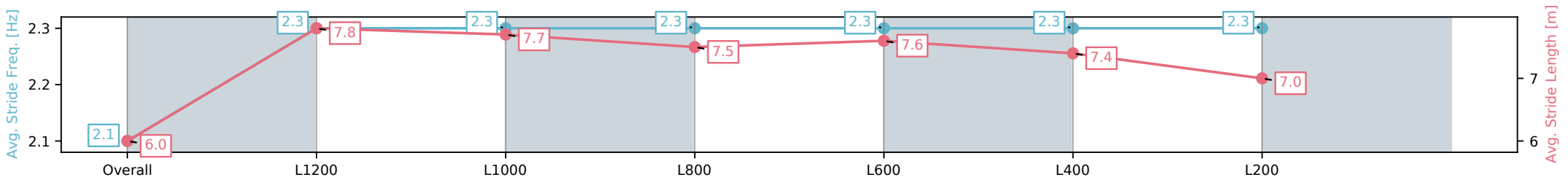
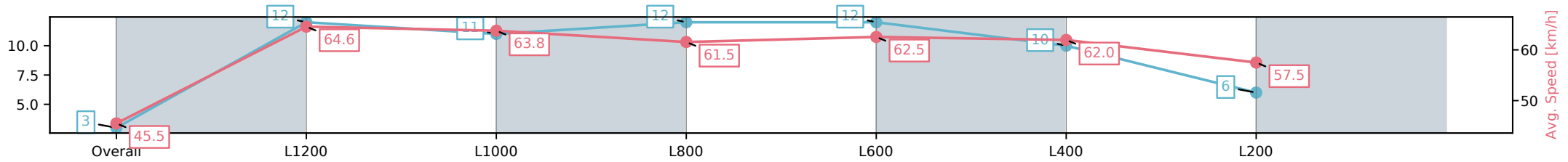
Race 6: Sportsbet Set a Deposit Limit Fillies & Mares  
Benchmark 58 Handicap - 1400m



05 February 2025 - 4:35PM

Track Rating: Good 4, Weather: Fine, Rail Position: +6m 1200m  
Chute, +9m Remainder

Section	Overall	L1200	L1000	L800	L600	L400	L200
Section Times	1:26.42[3] (0:15.84)	1:10.58[12] (0:11.18)	0:59.40[11] (0:11.54)	0:47.86[12] (0:11.92)	0:35.94[12] (0:11.79)	0:24.15[10] (0:11.62)	0:12.53[6] (0:12.53)
Average Speed [km/h]	45.5	64.6	63.8	61.5	62.5	62.0	57.5
Top Speed [km/h]	64.9	65.5	65.5	62.2	63.7	63.9	59.9
Avg. Dist. to Rail [m]	8.0	3.0	4.0	4.0	5.9	10.6	12.4
Avg. Stride Freq. [Hz]	2.1	2.3	2.3	2.3	2.3	2.3	2.3
Avg. Stride Length [m]	6.0	7.8	7.7	7.5	7.6	7.4	7.0



- [ ] Ranking at each section and finish
- :-:- No data available at this section
- NA No data available

Horse/Jockey Name	PIWHANE/Kayla Crowther
Finish Rank	4
Fastest Section Time (Section)	0:11.12 (L1200)
Top Speed [km/h] (Section)	66.6 (L1200)
Race State	Finished



### Thomas Farms RC Murray Bridge SA - Professional

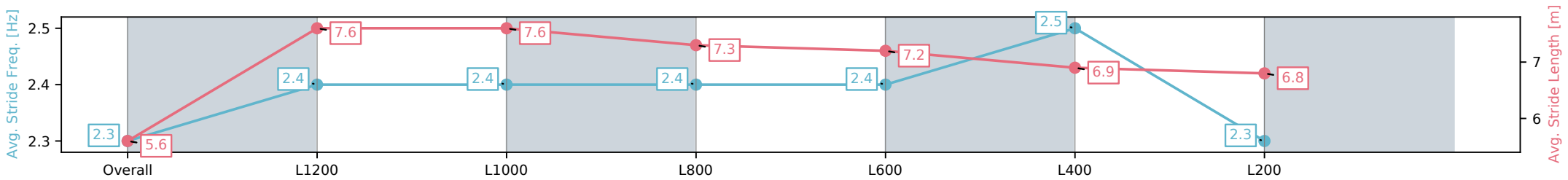
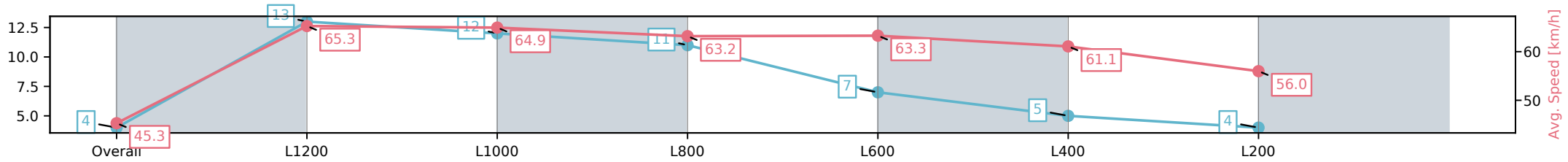
Race 6: Sportsbet Set a Deposit Limit Fillies & Mares  
Benchmark 58 Handicap - 1400m



05 February 2025 - 4:35PM

Track Rating: Good 4, Weather: Fine, Rail Position: +6m 1200m  
Chute, +9m Remainder

Section	Overall	L1200	L1000	L800	L600	L400	L200
Section Times	1:26.54[4] (0:15.92)	1:10.62[13] (0:11.12)	0:59.50[12] (0:11.47)	0:48.03[11] (0:11.74)	0:36.29[7] (0:11.66)	0:24.63[5] (0:11.78)	0:12.85[4] (0:12.85)
Average Speed [km/h]	45.3	65.3	64.9	63.2	63.3	61.1	56.0
Top Speed [km/h]	65.5	66.3	66.6	65.0	65.0	63.6	58.4
Avg. Dist. to Rail [m]	10.1	5.9	6.9	6.3	5.7	9.0	9.8
Avg. Stride Freq. [Hz]	2.3	2.4	2.4	2.4	2.4	2.5	2.3
Avg. Stride Length [m]	5.6	7.6	7.6	7.6	7.3	7.2	6.8



[ ] Ranking at each section and finish  
 -:-:- No data available at this section  
 NA No data available



Horse/Jockey Name	BELLA KATHLEEN/Stacey Metcalfe
Finish Rank	5
Fastest Section Time (Section)	0:11.07 (L1200)
Top Speed [km/h] (Section)	66.0 (Overall)
Race State	Finished



### Thomas Farms RC Murray Bridge SA - Professional

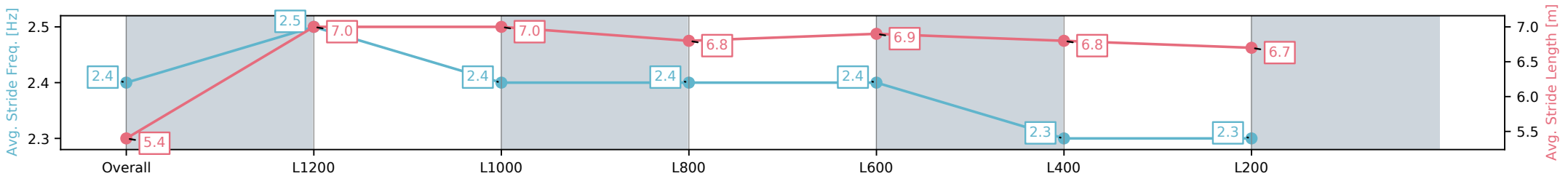
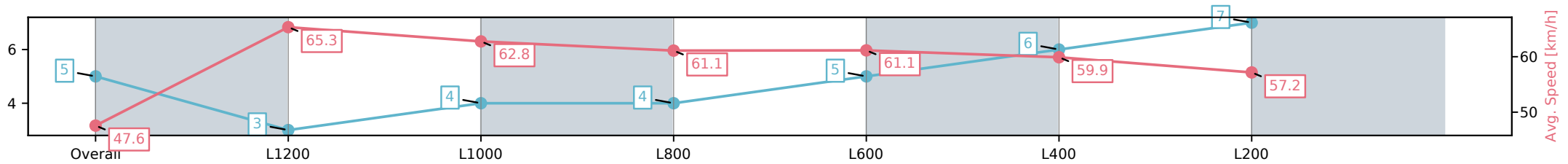
Race 6: Sportsbet Set a Deposit Limit Fillies & Mares  
Benchmark 58 Handicap - 1400m

05 February 2025 - 4:35PM

Track Rating: Good 4, Weather: Fine, Rail Position: +6m 1200m  
Chute, +9m Remainder



Section	Overall	L1200	L1000	L800	L600	L400	L200
Section Times	1:26.58[5] (0:15.17)	1:11.41[3] (0:11.07)	1:00.34[4] (0:11.77)	0:48.57[4] (0:12.00)	0:36.57[5] (0:11.95)	0:24.62[6] (0:12.01)	0:12.61[7] (0:12.61)
Average Speed [km/h]	47.6	65.3	62.8	61.1	61.1	59.9	57.2
Top Speed [km/h]	65.7	66.0	64.6	62.1	62.0	61.6	58.4
Avg. Dist. to Rail [m]	5.7	3.0	5.0	4.2	3.2	4.9	5.8
Avg. Stride Freq. [Hz]	2.4	2.5	2.4	2.4	2.4	2.3	2.3
Avg. Stride Length [m]	5.4	7.0	7.0	6.8	6.9	6.8	6.7



- [ ] Ranking at each section and finish
- :-:- No data available at this section
- NA No data available

Horse/Jockey Name	HAYAI MESU/Taylor Johnstone
Finish Rank	6
Fastest Section Time (Section)	0:11.07 (L1200)
Top Speed [km/h] (Section)	67.0 (Overall)
Race State	Finished



Thomas Farms RC Murray Bridge SA - Professional

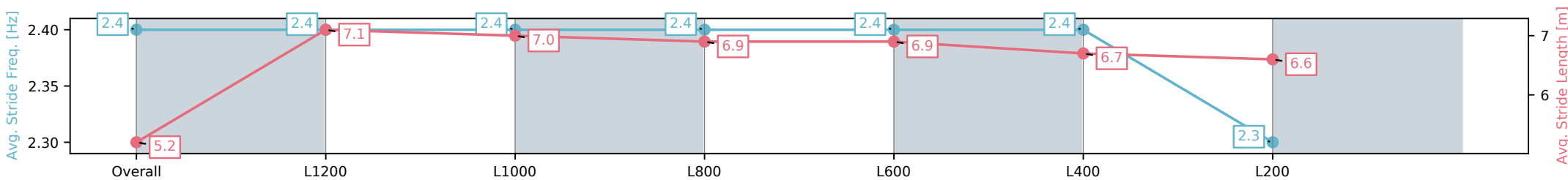
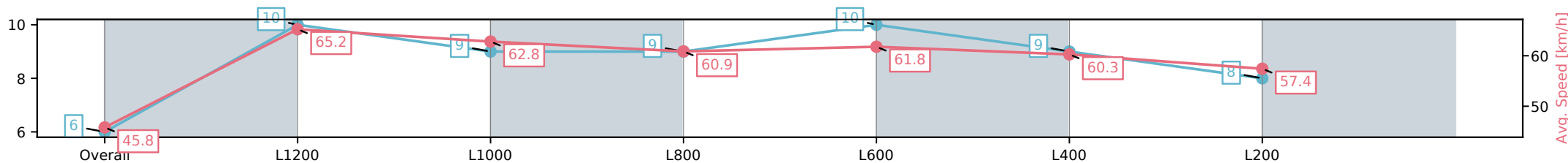
Race 6: Sportsbet Set a Deposit Limit Fillies & Mares  
Benchmark 58 Handicap - 1400m

05 February 2025 - 4:35PM

Track Rating: Good 4, Weather: Fine, Rail Position: +6m 1200m  
Chute, +9m Remainder



Section	Overall	L1200	L1000	L800	L600	L400	L200
Section Times	1:26.68[6] (0:15.72)	1:10.96[10] (0:11.07)	0:59.89[9] (0:11.62)	0:48.27[9] (0:11.96)	0:36.31[10] (0:11.80)	0:24.51[9] (0:11.96)	0:12.55[8] (0:12.55)
Average Speed [km/h]	45.8	65.2	62.8	60.9	61.8	60.3	57.4
Top Speed [km/h]	67.0	66.4	65.4	61.4	62.5	62.2	58.5
Avg. Dist. to Rail [m]	6.3	1.4	2.6	2.6	2.9	4.7	5.5
Avg. Stride Freq. [Hz]	2.4	2.4	2.4	2.4	2.4	2.4	2.3
Avg. Stride Length [m]	5.2	7.1	7.0	6.9	6.9	6.7	6.6



- [ ] Ranking at each section and finish
- :-:- No data available at this section
- NA No data available

Horse/Jockey Name	OFF THE CUFF/Jessica Tzaferis
Finish Rank	7
Fastest Section Time (Section)	0:11.24 (L1200)
Top Speed [km/h] (Section)	67.4 (Overall)
Race State	Finished



Thomas Farms RC Murray Bridge SA - Professional

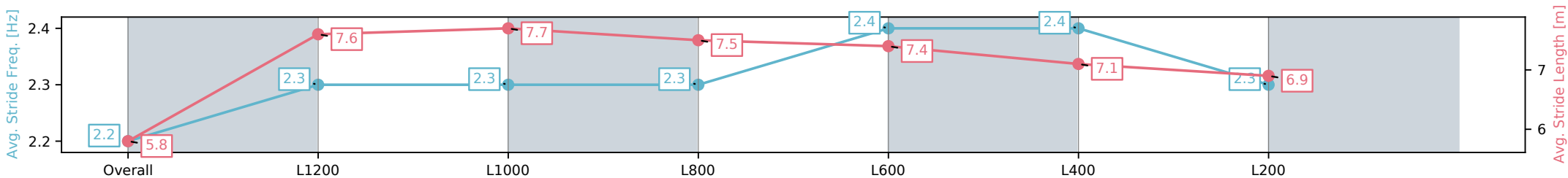
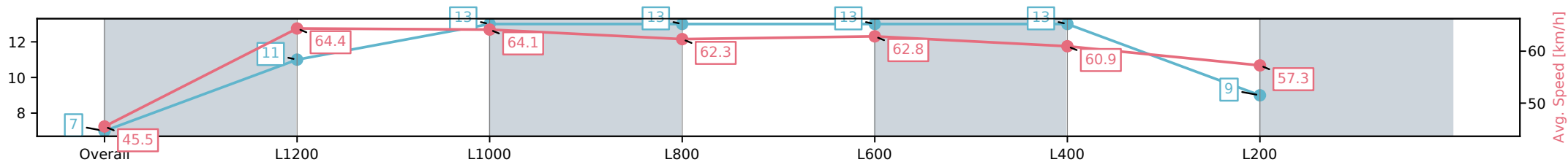
Race 6: Sportsbet Set a Deposit Limit Fillies & Mares  
Benchmark 58 Handicap - 1400m

05 February 2025 - 4:35PM

Track Rating: Good 4, Weather: Fine, Rail Position: +6m 1200m  
Chute, +9m Remainder



Section	Overall	L1200	L1000	L800	L600	L400	L200
Section Times	1:26.81[7] (0:15.83)	1:10.98[11] (0:11.24)	0:59.74[13] (0:11.56)	0:48.17[13] (0:11.97)	0:36.20[13] (0:11.81)	0:24.39[13] (0:11.82)	0:12.57[9] (0:12.56)
Average Speed [km/h]	45.5	64.4	64.1	62.3	62.8	60.9	57.3
Top Speed [km/h]	67.4	65.6	66.2	63.7	63.8	61.8	59.7
Avg. Dist. to Rail [m]	8.8	4.1	6.1	7.2	7.7	11.5	11.7
Avg. Stride Freq. [Hz]	2.2	2.3	2.3	2.3	2.4	2.4	2.3
Avg. Stride Length [m]	5.8	7.6	7.7	7.5	7.4	7.1	6.9



- [ ] Ranking at each section and finish
- :-:- No data available at this section
- NA No data available

Horse/Jockey Name	JENNI ESPRIT/Rochelle Milnes
Finish Rank	8
Fastest Section Time (Section)	0:10.93 (L1200)
Top Speed [km/h] (Section)	67.7 (Overall)
Race State	Finished



### Thomas Farms RC Murray Bridge SA - Professional

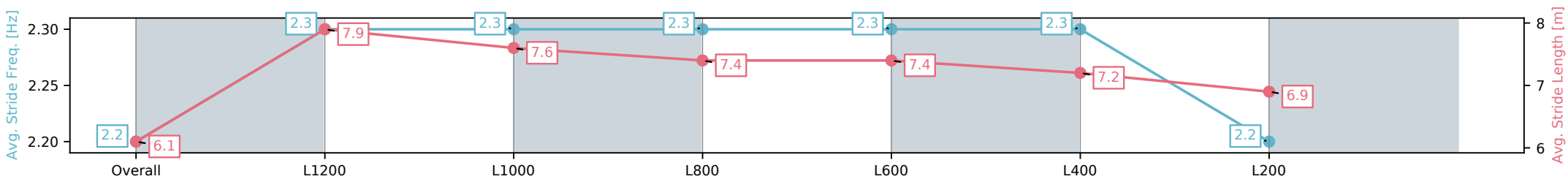
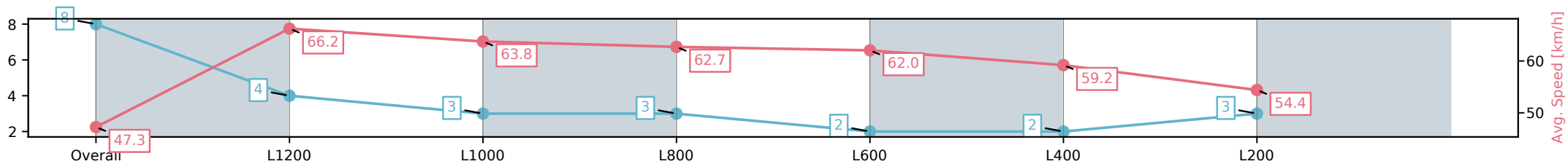
Race 6: Sportsbet Set a Deposit Limit Fillies & Mares  
Benchmark 58 Handicap - 1400m

05 February 2025 - 4:35PM

Track Rating: Good 4, Weather: Fine, Rail Position: +6m 1200m  
Chute, +9m Remainder



Section	Overall	L1200	L1000	L800	L600	L400	L200
Section Times	1:26.88[8] (0:15.22)	1:11.66[4] (0:10.93)	1:00.73[3] (0:11.62)	0:49.11[3] (0:11.86)	0:37.25[2] (0:11.84)	0:25.41[2] (0:12.18)	0:13.23[3] (0:13.23)
Average Speed [km/h]	47.3	66.2	63.8	62.7	62.0	59.2	54.4
Top Speed [km/h]	67.7	67.3	65.0	63.8	63.0	61.6	56.5
Avg. Dist. to Rail [m]	9.3	3.6	5.9	6.5	5.1	7.2	8.1
Avg. Stride Freq. [Hz]	2.2	2.3	2.3	2.3	2.3	2.3	2.2
Avg. Stride Length [m]	6.1	7.9	7.6	7.4	7.4	7.2	6.9



- [ ] Ranking at each section and finish
- :-:- No data available at this section
- NA No data available

Horse/Jockey Name	IMPENDING DIAMOND/Jake Toeroek
Finish Rank	9
Fastest Section Time (Section)	0:10.97 (L1200)
Top Speed [km/h] (Section)	67.6 (Overall)
Race State	Finished



Thomas Farms RC Murray Bridge SA - Professional

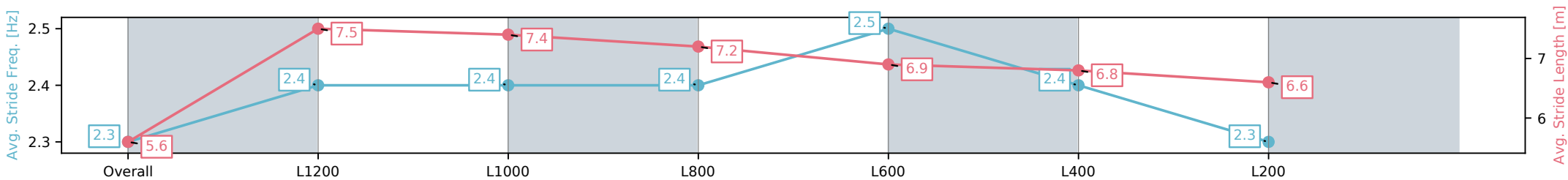
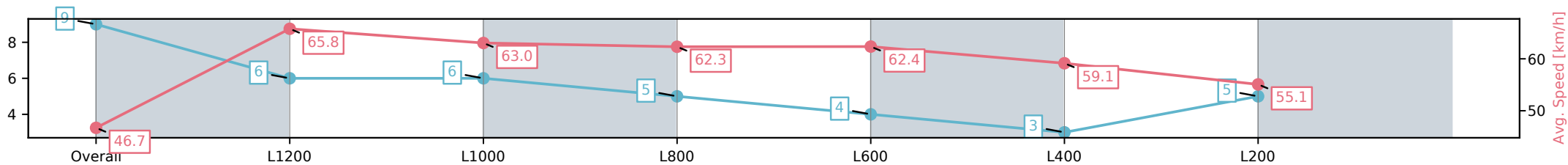
Race 6: Sportsbet Set a Deposit Limit Fillies & Mares  
Benchmark 58 Handicap - 1400m

05 February 2025 - 4:35PM

Track Rating: Good 4, Weather: Fine, Rail Position: +6m 1200m  
Chute, +9m Remainder



Section	Overall	L1200	L1000	L800	L600	L400	L200
Section Times	1:26.95[9] (0:15.42)	1:11.53[6] (0:10.97)	1:00.56[6] (0:11.63)	0:48.93[5] (0:11.85)	0:37.08[4] (0:11.84)	0:25.24[3] (0:12.16)	0:13.08[5] (0:13.08)
Average Speed [km/h]	46.7	65.8	63.0	62.3	62.4	59.1	55.1
Top Speed [km/h]	66.5	67.6	65.3	63.1	63.1	62.1	57.2
Avg. Dist. to Rail [m]	4.5	1.8	3.8	4.9	6.1	8.8	10.2
Avg. Stride Freq. [Hz]	2.3	2.4	2.4	2.4	2.5	2.4	2.3
Avg. Stride Length [m]	5.6	7.5	7.4	7.2	6.9	6.8	6.6



- [ ] Ranking at each section and finish
- :-:- No data available at this section
- NA No data available

Horse/Jockey Name	DARRA LINEN/Brooke King
Finish Rank	10
Fastest Section Time (Section)	0:11.04 (L1200)
Top Speed [km/h] (Section)	66.5 (Overall)
Race State	Finished



### Thomas Farms RC Murray Bridge SA - Professional

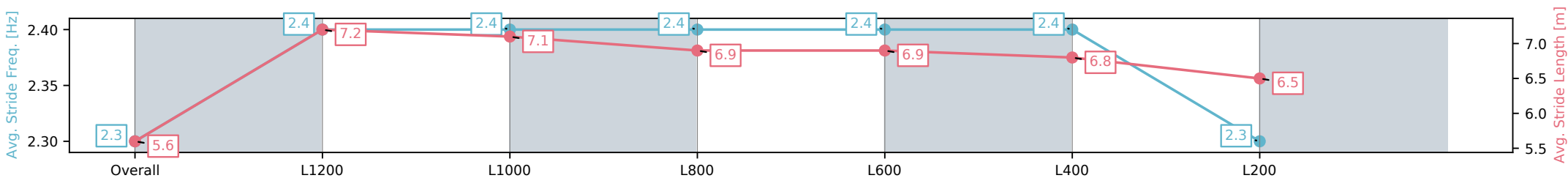
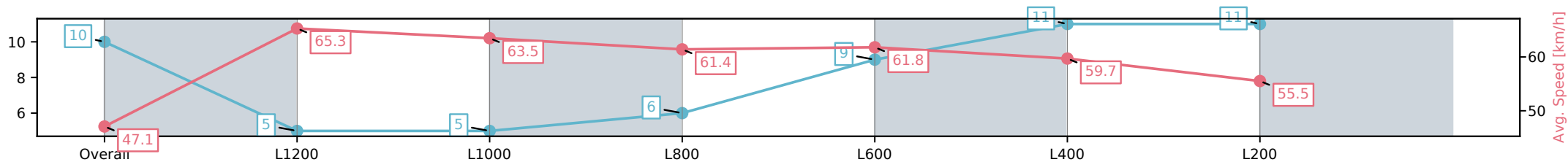
Race 6: Sportsbet Set a Deposit Limit Fillies & Mares  
Benchmark 58 Handicap - 1400m

05 February 2025 - 4:35PM

Track Rating: Good 4, Weather: Fine, Rail Position: +6m 1200m  
Chute, +9m Remainder



Section	Overall	L1200	L1000	L800	L600	L400	L200
Section Times	1:27.29[10] (0:15.31)	1:11.98[5] (0:11.04)	1:00.94[5] (0:11.73)	0:49.21[6]	0:36.98[9] (0:11.97)	0:25.01[11] (0:12.06)	0:12.95[11] (0:12.95)
Average Speed [km/h]	47.1	65.3	63.5	61.4	61.8	59.7	55.5
Top Speed [km/h]	65.9	66.5	66.0	62.6	62.8	61.7	57.5
Avg. Dist. to Rail [m]	4.0	1.0	6.9	8.3	6.4	9.3	10.1
Avg. Stride Freq. [Hz]	2.3	2.4	2.4	2.4	2.4	2.4	2.3
Avg. Stride Length [m]	5.6	7.2	7.1	6.9	6.9	6.8	6.5



- [ ] Ranking at each section and finish
- :-:- No data available at this section
- NA No data available

Horse/Jockey Name	SHUT THAT D'OR/Jade Doyle
Finish Rank	11
Fastest Section Time (Section)	0:11.05 (L1200)
Top Speed [km/h] (Section)	66.5 (Overall)
Race State	Finished



### Thomas Farms RC Murray Bridge SA - Professional

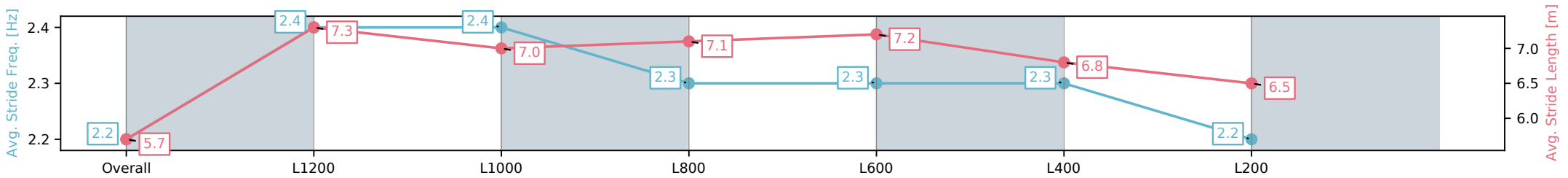
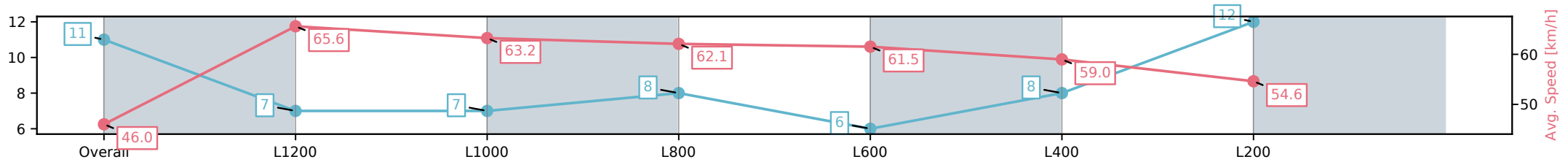
Race 6: Sportsbet Set a Deposit Limit Fillies & Mares  
Benchmark 58 Handicap - 1400m

05 February 2025 - 4:35PM

Track Rating: Good 4, Weather: Fine, Rail Position: +6m 1200m  
Chute, +9m Remainder



Section	Overall	L1200	L1000	L800	L600	L400	L200
Section Times	1:27.54[11] (0:15.60)	1:11.94[7] (0:11.05)	1:00.89[7] (0:11.71)	0:49.18[8] (0:11.85)	0:37.33[6] (0:11.93)	0:25.40[8] (0:12.22)	0:13.18[12] (0:13.18)
Average Speed [km/h]	46.0	65.6	63.2	62.1	61.5	59.0	54.6
Top Speed [km/h]	64.4	66.5	65.5	62.8	62.7	61.7	56.8
Avg. Dist. to Rail [m]	7.0	4.1	5.5	4.5	4.8	9.3	11.1
Avg. Stride Freq. [Hz]	2.2	2.4	2.4	2.3	2.3	2.3	2.2
Avg. Stride Length [m]	5.7	7.3	7.0	7.1	7.2	6.8	6.5



- [ ] Ranking at each section and finish
- :-:- No data available at this section
- NA No data available

Horse/Jockey Name	HEADPHONES/Zoe Lloyd
Finish Rank	12
Fastest Section Time (Section)	0:10.97 (L1200)
Top Speed [km/h] (Section)	66.8 (Overall)
Race State	Finished



### Thomas Farms RC Murray Bridge SA - Professional

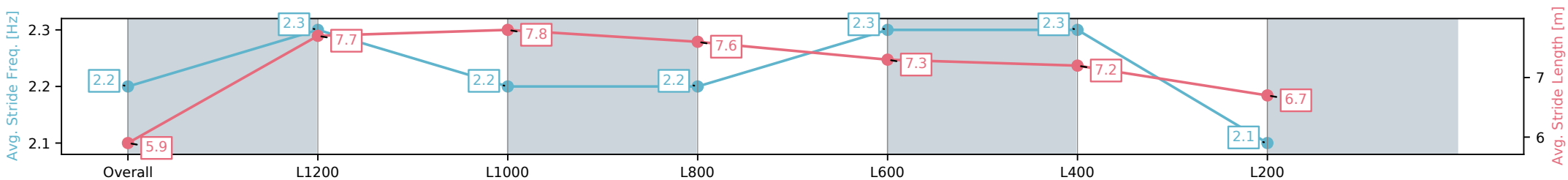
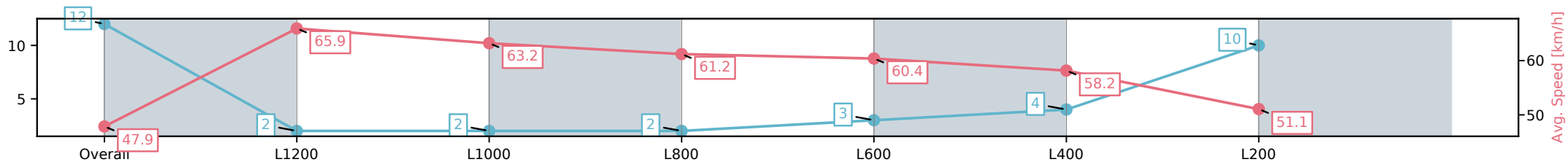
Race 6: Sportsbet Set a Deposit Limit Fillies & Mares  
Benchmark 58 Handicap - 1400m

05 February 2025 - 4:35PM

Track Rating: Good 4, Weather: Fine, Rail Position: +6m 1200m  
Chute, +9m Remainder



Section	Overall	L1200	L1000	L800	L600	L400	L200
Section Times	1:28.36[12] (0:15.06)	1:13.30[2] (0:10.97)	1:02.33[2] (0:11.64)	0:50.69[2] (0:12.09)	0:38.60[3] (0:12.11)	0:26.49[4] (0:12.40)	0:14.09[10] (0:14.09)
Average Speed [km/h]	47.9	65.9	63.2	61.2	60.4	58.2	51.1
Top Speed [km/h]	66.7	66.8	64.9	62.4	61.1	60.8	54.5
Avg. Dist. to Rail [m]	7.4	3.0	4.5	5.4	3.9	6.0	7.4
Avg. Stride Freq. [Hz]	2.2	2.3	2.2	2.2	2.3	2.3	2.1
Avg. Stride Length [m]	5.9	7.7	7.8	7.6	7.3	7.2	6.7



- [ ] Ranking at each section and finish
- :-:- No data available at this section
- NA No data available



Horse/Jockey Name	PRETTY RELIABLE/Manoel Nunes
Finish Rank	13
Fastest Section Time (Section)	0:11.02 (L1200)
Top Speed [km/h] (Section)	66.5 (Overall)
Race State	Finished



Thomas Farms RC Murray Bridge SA - Professional

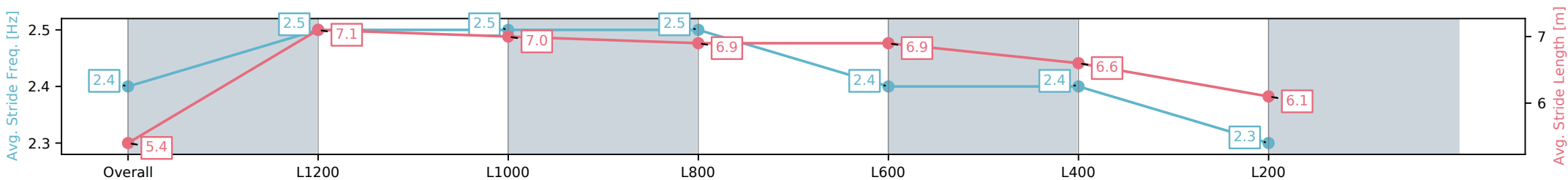
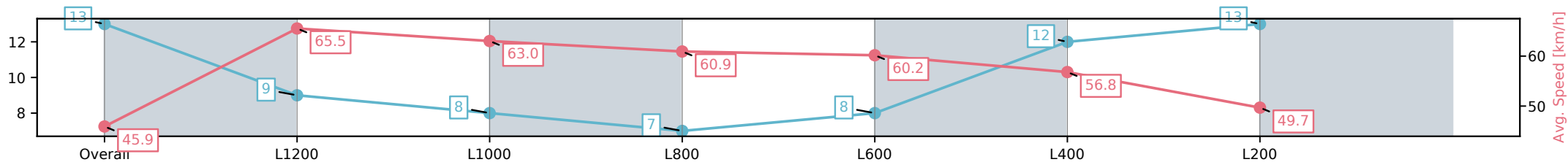
Race 6: Sportsbet Set a Deposit Limit Fillies & Mares  
Benchmark 58 Handicap - 1400m

05 February 2025 - 4:35PM

Track Rating: Good 4, Weather: Fine, Rail Position: +6m 1200m  
Chute, +9m Remainder



Section	Overall	L1200	L1000	L800	L600	L400	L200
Section Times	1:29.58[13] (0:15.70)	1:13.88[9] (0:11.02)	1:02.86[8] (0:11.60)	0:51.26[7] (0:11.98)	0:39.28[8] (0:12.10)	0:27.18[12] (0:12.68)	0:14.50[13] (0:14.50)
Average Speed [km/h]	45.9	65.5	63.0	60.9	60.2	56.8	49.7
Top Speed [km/h]	66.2	66.5	65.2	62.1	61.4	60.2	53.8
Avg. Dist. to Rail [m]	5.7	2.1	3.1	2.7	3.1	8.2	9.6
Avg. Stride Freq. [Hz]	2.4	2.5	2.5	2.5	2.4	2.4	2.3
Avg. Stride Length [m]	5.4	7.1	7.0	6.9	6.9	6.6	6.1



- [ ] Ranking at each section and finish
- :-:- No data available at this section
- NA No data available