



RACINGSA

Thomas Farms RC Murray Bridge SA

Race 5: Fred Vella Tyre & Crash Repair Rating 0 - 56 Handicap - 1800m

05 February 2025 - 4:01PM

Track Rating: Good 4, Weather: Fine, Rail Position: +6m 1200m Chute, +9m Remainder



Murray Bridge
Racing Club

Section Field Times							Overall	L1600	L1400	L1200	L1000	L800		
							1:50.91 (0:15.09)	1:35.82 (0:10.90)	1:24.93 (0:11.40)	1:13.53 (0:11.90)	1:01.63 (0:12.01)	0:49.62 (0:12.32)		
Position	#	Horse/Jockey	Barrier	Top Speed [km/h]	Fastest Section	First 400m							Distance Travelled From Winner [m]	
1	12	LAYBUY Ben Price	5	65.4 1800-1600	0:11.21 1600-1400	0:26.54	1:50.91 (0:15.33)	1:35.58 [4] (0:11.21)	1:24.37 [5] (0:11.61)	1:12.76 [5] (0:11.86)	1:00.90 [5] (0:11.96)	0:48.94 [5] (0:12.10)		
2	13	VIVACIOUS AWARD Alana Livesey	7	64.6 1600-1400	0:11.45 1400-1200	0:27.17	1:51.06 (0:15.68)	1:35.38 [9] (0:11.49)	1:23.89 [11] (0:11.45)	1:12.44 [11] (0:11.82)	1:00.62 [11] (0:12.00)	0:48.62 [11] (0:11.95)	+0	
3	5	ZAIN PRINCE Rochelle Milnes	4	65.5 1800-1600	0:11.12 1600-1400	0:26.36	1:51.17 (0:15.24)	1:35.93 [3] (0:11.12)	1:24.81 [3] (0:11.46)	1:13.35 [3] (0:11.84)	1:01.51 [3] (0:11.99)	0:49.52 [3] (0:12.16)	+0	
4	11	FIAMETTE Jessica Tzaferis	12	64.6 1600-1400	0:11.37 1600-1400	0:27.44	1:51.40 (0:16.07)	1:35.33 [13] (0:11.37)	1:23.96 [13] (0:11.40)	1:12.56 [12] (0:11.77)	1:00.79 [12] (0:12.03)	0:48.76 [12] (0:12.04)	+7	
5	1	PUNCHIN Kayla Crowther	3	64.3 1800-1600	0:11.27 1600-1400	0:26.85	1:51.69 (0:15.57)	1:36.11 [8] (0:11.27)	1:24.84 [7] (0:11.48)	1:13.36 [6] (0:11.76)	1:01.60 [6] (0:12.00)	0:49.60 [6] (0:12.14)	-3	
6	3	MORTGAGE MAN Jason Holder	9	64.5 1600-1400	0:11.37 1600-1400	0:27.08	1:51.72 (0:15.71)	1:36.01 [10] (0:11.37)	1:24.64 [10] (0:11.50)	1:13.14 [10] (0:11.84)	1:01.30 [10] (0:12.01)	0:49.29 [10] (0:12.09)	+6	
7	10	STARTER Justin Potter	2	65.3 1800-1600	0:11.17 1600-1400	0:26.54	1:51.76 (0:15.37)	1:36.39 [5] (0:11.17)	1:25.22 [4] (0:11.39)	1:13.83 [4] (0:11.82)	1:02.01 [4] (0:12.14)	0:49.87 [4] (0:12.17)	-1	
8	8	QUINTILLION Jacob Opperman	10	66.4 1800-1600	0:11.12 1600-1400	0:26.31	1:51.80 (0:15.19)	1:36.61 [2] (0:11.12)	1:25.49 [2] (0:11.48)	1:14.01 [2] (0:11.85)	1:02.16 [2] (0:11.91)	0:50.25 [2] (0:12.10)	-5	
9	6	MERCURY FLYER Todd Pannell	11	63.5 1800-1600	0:11.46 1600-1400	0:26.97	1:51.82 (0:15.51)	1:36.31 [6] (0:11.46)	1:24.85 [8] (0:11.54)	1:13.31 [9] (0:11.61)	1:01.70 [7] (0:12.02)	0:49.68 [7] (0:12.12)	+8	
10	2	THE TANK Manoel Nunes	6	64.9 1800-1600	0:11.30 1600-1400	0:26.82	1:51.86 (0:15.52)	1:36.34 [7] (0:11.30)	1:25.04 [6] (0:11.52)	1:13.52 [7] (0:11.83)	1:01.69 [8] (0:12.04)	0:49.65 [8] (0:12.07)	+4	

Scratched: Absolutely Stoked (#15), Got An Inspiration (#16)

- [] Position in running at each section and finish
- #: Saddle cloth number
- :-:-- No data available at this section
- DNF Did not finish
- NA No data available
- DNT Did not track
- █ Background shading for fastest section



RACINGSA

Thomas Farms RC Murray Bridge SA

Race 5: Fred Vella Tyre & Crash Repair Rating 0 - 56 Handicap - 1800m

05 February 2025 - 4:01PM

Track Rating: Good 4, Weather: Fine, Rail Position: +6m 1200m Chute, +9m Remainder



Murray Bridge
Racing Club

Section								Overall	L1600	L1400	L1200	L1000	L800		
Field Times								1:50.91 (0:15.09)	1:35.82 (0:10.90)	1:24.93 (0:11.40)	1:13.53 (0:11.90)	1:01.63 (0:12.01)	0:49.62 (0:12.32)		
Position	#	Horse/Jockey	Barrier	Top Speed [km/h]	Fastest Section	First 400m								Distance Travelled From Winner [m]	
11	14	ANNANDA Teagan Voorham	13	67.2 1800-1600	0:10.90 1600-1400	0:25.98	1:52.36 (0:15.08)	1:37.28 [1] (0:10.90)	1:26.38 [1] (0:11.40)	1:14.98 [1] (0:11.90)	1:03.08 [1] (0:12.01)	0:51.07 [1] (0:12.31)		-3	
12	4	ANOTHER FREE GLASS Polly Brewster	14	63.9 1800-1600	0:11.33 1600-1400	0:27.05	1:52.62 (0:15.72)	1:36.90 [11] (0:11.33)	1:25.57 [9] (0:11.45)	1:14.12 [8] (0:11.79)	1:02.33 [9] (0:12.09)	0:50.24 [9] (0:12.07)		-3	
13	7	HONDURAS Matthew Chadwick	8	64.1 1600-1400	0:11.47 1400-1200	0:27.83	1:53.08 (0:16.35)	1:36.73 [14] (0:11.48)	1:25.25 [14] (0:11.47)	1:13.78 [14] (0:11.61)	1:02.17 [14] (0:12.07)	0:50.10 [13] (0:12.07)		+3	
14	9	SHECHOSETHEDOG Jake Toeroek	1	63.3 1800-1600	0:11.49 1600-1400	0:27.31	1:56.17 (0:15.82)	1:40.35 [12] (0:11.49)	1:28.86 [12] (0:11.56)	1:17.29 [13] (0:11.85)	1:05.44 [13] (0:12.28)	0:53.15 [14] (0:12.17)		-3	

Scratched: Absolutely Stoked (#15), Got An Inspiration (#16)

- [] Position in running at each section and finish # Saddle cloth number
- :--:-- No data available at this section **DNF** Did not finish
- NA** No data available **DNT** Did not track
- Background shading for fastest section



RACINGSA

Thomas Farms RC Murray Bridge SA

Race 5: Fred Vella Tyre & Crash Repair Rating 0 - 56 Handicap - 1800m

05 February 2025 - 4:01PM

Track Rating: Good 4, Weather: Fine, Rail Position: +6m 1200m Chute, +9m Remainder



Murray Bridge
Racing Club

Section				L600	L400	L200						
Field Times				0:37.30 (0:12.39)	0:24.91 (0:12.12)	0:12.79 (0:12.79)						
Position	#	Horse/Jockey	Barrier	Top Speed [km/h]	Fastest Section	First 400m				Margin	Distance Travelled From Winner [m]	
1	12	LAYBUY Ben Price	5	65.4 1800-1600	0:11.21 1600-1400	0:26.54	0:36.84 [5] (0:12.01)	0:24.83 [3] (0:12.03)	0:12.80 [1] (0:12.80)	1:50.91		
2	13	VIVACIOUS AWARD Alana Livesey	7	64.6 1600-1400	0:11.45 1400-1200	0:27.17	0:36.67 [9] (0:11.94)	0:24.73 [6] (0:12.01)	0:12.72 [3] (0:12.72)	0.93L	+0	
3	5	ZAIN PRINCE Rochelle Milnes	4	65.5 1800-1600	0:11.12 1600-1400	0:26.36	0:37.36 [3] (0:12.18)	0:25.18 [1] (0:12.21)	0:12.97 [2] (0:12.97)	1.57L	+0	
4	11	FIAMETTE Jessica Tzaferis	12	64.6 1600-1400	0:11.37 1600-1400	0:27.44	0:36.72 [12] (0:11.98)	0:24.74 [12] (0:11.96)	0:12.78 [5] (0:12.78)	2.96L	+7	
5	1	PUNCHIN Kayla Crowther	3	64.3 1800-1600	0:11.27 1600-1400	0:26.85	0:37.46 [6] (0:12.11)	0:25.35 [7] (0:12.28)	0:13.07 [6] (0:13.07)	4.69L	-3	
6	3	MORTGAGE MAN Jason Holder	9	64.5 1600-1400	0:11.37 1600-1400	0:27.08	0:37.20 [11] (0:12.10)	0:25.10 [11] (0:12.30)	0:12.80 [11] (0:12.80)	4.84L	+6	
7	10	STARTER Justin Potter	2	65.3 1800-1600	0:11.17 1600-1400	0:26.54	0:37.70 [4] (0:12.28)	0:25.42 [7] (0:12.45)	0:12.97 [9] (0:12.97)	5.11L	-1	
8	8	QUINTILLION Jacob Opperman	10	66.4 1800-1600	0:11.12 1600-1400	0:26.31	0:38.15 [2] (0:12.44)	0:25.71 [4] (0:12.32)	0:13.39 [4] (0:13.39)	5.31L	-5	
9	6	MERCURY FLYER Todd Pannell	11	63.5 1800-1600	0:11.46 1600-1400	0:26.97	0:37.56 [7] (0:12.17)	0:25.39 [9] (0:12.31)	0:13.08 [8] (0:13.08)	5.46L	+8	
10	2	THE TANK Manoel Nunes	6	64.9 1800-1600	0:11.30 1600-1400	0:26.82	0:37.58 [8] (0:12.04)	0:25.54 [5] (0:12.37)	0:13.17 [7] (0:13.17)	5.7L	+4	

Scratched: Absolutely Stoked (#15), Got An Inspiration (#16)

- [] Position in running at each section and finish
- #: Saddle cloth number
- : No data available at this section
- DNF: Did not finish
- NA: No data available
- DNT: Did not track
- █ Background shading for fastest section



RACINGSA

Thomas Farms RC Murray Bridge SA

Race 5: Fred Vella Tyre & Crash Repair Rating 0 - 56 Handicap - 1800m

05 February 2025 - 4:01PM

Track Rating: Good 4, Weather: Fine, Rail Position: +6m 1200m Chute, +9m Remainder



Murray Bridge
Racing Club

Section				L600	L400	L200							
Field Times				0:37.30	0:24.91	0:12.79							
				(0:12.39)	(0:12.12)	(0:12.79)							
Position	#	Horse/Jockey	Barrier	Top Speed [km/h]	Fastest Section	First 400m				Margin			Distance Travelled From Winner [m]
11	14	ANNANDA	13	67.2	0:10.90	0:25.98	0:38.76 [1]	0:26.31 [2]	0:13.44 [10]	8.71L			-3
		Teagan Voorham		1800-1600	1600-1400		(0:12.45)	(0:12.87)	(0:13.44)				
12	4	ANOTHER FREE GLASS	14	63.9	0:11.33	0:27.05	0:38.17 [10]	0:26.04 [10]	0:13.43 [12]	10.26L			-3
		Polly Brewster		1800-1600	1600-1400		(0:12.13)	(0:12.61)	(0:13.43)				
13	7	HONDURAS	8	64.1	0:11.47	0:27.83	0:38.03 [13]	0:25.92 [13]	0:13.49 [13]	13.0L			+3
		Matthew Chadwick		1600-1400	1400-1200		(0:12.11)	(0:12.43)	(0:13.49)				
14	9	SHECHOSETHEDOG	1	63.3	0:11.49	0:27.31	0:40.98 [14]	0:28.54 [14]	0:15.22 [14]	31.5L			-3
		Jake Toeroek		1800-1600	1600-1400		(0:12.44)	(0:13.32)	(0:15.22)				

Scratched: Absolutely Stoked (#15), Got An Inspiration (#16)

- [] Position in running at each section and finish
- #: Saddle cloth number
- :--- No data available at this section
- DNF Did not finish
- NA No data available
- DNT Did not track
- █ Background shading for fastest section

Horse/Jockey Name	LAYBUY/Ben Price
Finish Rank	1
Fastest Section Time (Section)	0:11.21 (L1600)
Top Speed [km/h] (Section)	65.4 (Overall)
Race State	Finished



Thomas Farms RC Murray Bridge SA - Professional

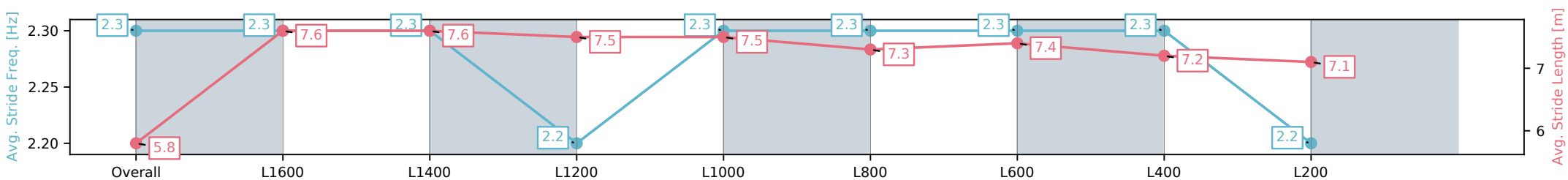
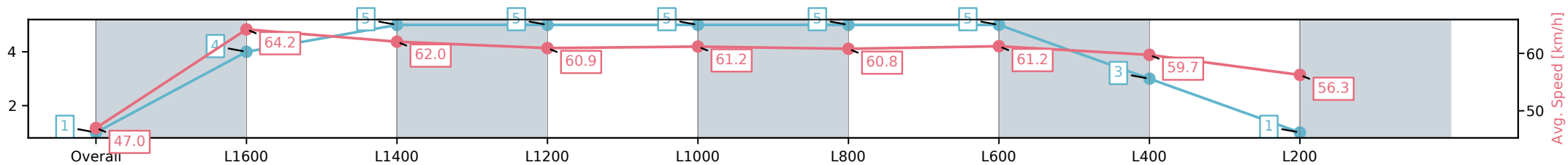
Race 5: Fred Vella Tyre & Crash Repair Rating 0 - 56
Handicap - 1800m

05 February 2025 - 4:01PM

Track Rating: Good 4, Weather: Fine, Rail Position: +6m 1200m
Chute, +9m Remainder



Section	Overall	L1600	L1400	L1200	L1000	L800	L600	L400	L200
Section Times	1:50.91[1] (0:15.33)	1:35.58[4] (0:11.21)	1:24.37[5] (0:11.61)	1:12.76[5] (0:11.86)	1:00.90[5] (0:11.96)	0:48.94[5] (0:12.10)	0:36.84[5] (0:12.01)	0:24.83[3] (0:12.03)	0:12.80[1] (0:12.80)
Average Speed [km/h]	47.0	64.2	62.0	60.9	61.2	60.8	61.2	59.7	56.3
Top Speed [km/h]	64.0	65.4	64.5	61.9	62.1	61.3	62.2	62.2	57.3
Avg. Dist. to Rail [m]	5.3	2.7	2.3	2.4	3.4	4.1	5.4	8.6	9.7
Avg. Stride Freq. [Hz]	2.3	2.3	2.3	2.2	2.3	2.3	2.3	2.3	2.2
Avg. Stride Length [m]	5.8	7.6	7.6	7.5	7.5	7.3	7.4	7.2	7.1



- [] Ranking at each section and finish
- :-:- No data available at this section
- NA No data available

Horse/Jockey Name	VIVACIOUS AWARD/Alana Livesey
Finish Rank	2
Fastest Section Time (Section)	0:11.45 (L1400)
Top Speed [km/h] (Section)	64.6 (L1600)
Race State	Finished



Thomas Farms RC Murray Bridge SA - Professional

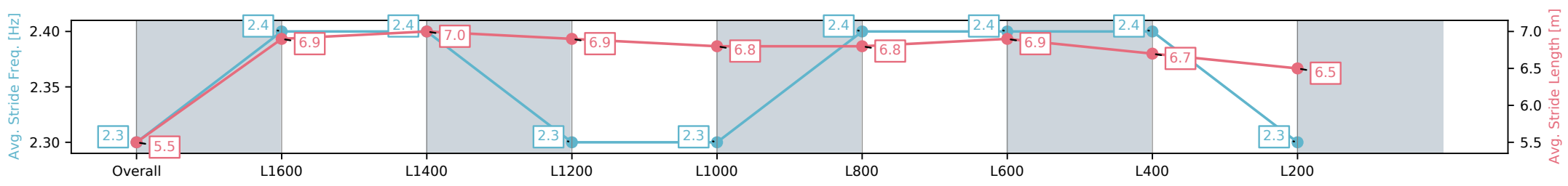
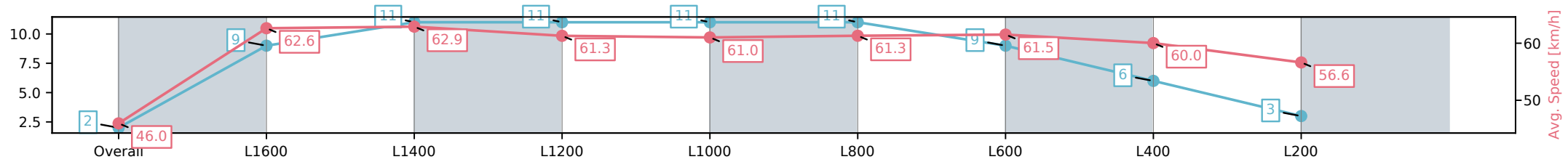
Race 5: Fred Vella Tyre & Crash Repair Rating 0 - 56
Handicap - 1800m

05 February 2025 - 4:01PM

Track Rating: Good 4, Weather: Fine, Rail Position: +6m 1200m
Chute, +9m Remainder



Section	Overall	L1600	L1400	L1200	L1000	L800	L600	L400	L200
Section Times	1:51.06[2] (0:15.68)	1:35.38[9] (0:11.49)	1:23.89[11] (0:11.45)	1:12.44[11] (0:11.82)	1:00.62[11] (0:12.00)	0:48.62[11] (0:11.95)	0:36.67[9] (0:11.94)	0:24.73[6] (0:12.01)	0:12.72[3] (0:12.72)
Average Speed [km/h]	46.0	62.6	62.9	61.3	61.0	61.3	61.5	60.0	56.6
Top Speed [km/h]	62.9	63.7	64.6	62.6	62.5	62.5	62.0	61.9	58.4
Avg. Dist. to Rail [m]	7.9	4.1	2.9	3.1	3.7	3.3	5.4	9.3	11.0
Avg. Stride Freq. [Hz]	2.3	2.4	2.4	2.3	2.3	2.4	2.4	2.4	2.3
Avg. Stride Length [m]	5.5	6.9	7.0	6.9	6.8	6.8	6.9	6.7	6.5



[] Ranking at each section and finish
 -:-:- No data available at this section
 NA No data available

Horse/Jockey Name	ZAIN PRINCE/Rochelle Milnes
Finish Rank	3
Fastest Section Time (Section)	0:11.12 (L1600)
Top Speed [km/h] (Section)	65.5 (Overall)
Race State	Finished



Thomas Farms RC Murray Bridge SA - Professional

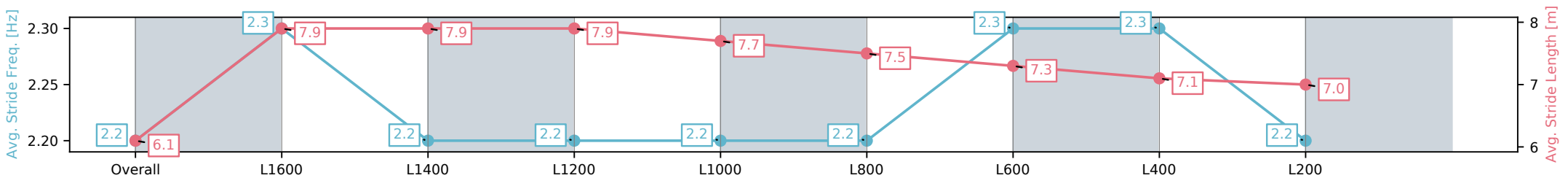
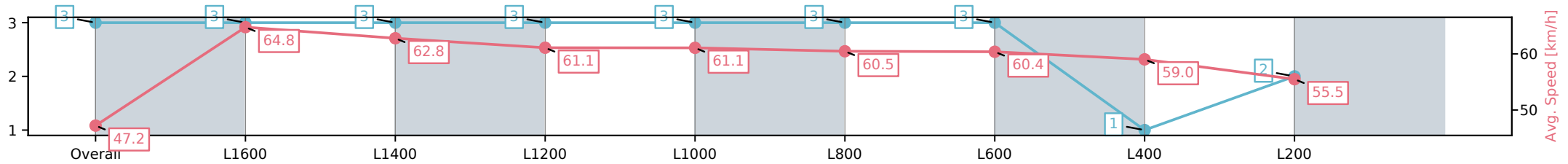
Race 5: Fred Vella Tyre & Crash Repair Rating 0 - 56
Handicap - 1800m

05 February 2025 - 4:01PM

Track Rating: Good 4, Weather: Fine, Rail Position: +6m 1200m
Chute, +9m Remainder



Section	Overall	L1600	L1400	L1200	L1000	L800	L600	L400	L200
Section Times	1:51.17[3] (0:15.24)	1:35.93[3] (0:11.12)	1:24.81[3] (0:11.46)	1:13.35[3] (0:11.84)	1:01.51[3] (0:11.99)	0:49.52[3] (0:12.16)	0:37.36[3] (0:12.18)	0:25.18[1] (0:12.21)	0:12.97[2] (0:12.97)
Average Speed [km/h]	47.2	64.8	62.8	61.1	61.1	60.5	60.4	59.0	55.5
Top Speed [km/h]	64.3	65.5	64.7	62.5	62.3	61.2	61.4	60.9	57.1
Avg. Dist. to Rail [m]	4.2	2.3	2.7	3.0	3.5	4.1	5.4	7.0	7.5
Avg. Stride Freq. [Hz]	2.2	2.3	2.2	2.2	2.2	2.2	2.3	2.3	2.2
Avg. Stride Length [m]	6.1	7.9	7.9	7.9	7.7	7.5	7.3	7.1	7.0



- [] Ranking at each section and finish
- :-:- No data available at this section
- NA No data available

Horse/Jockey Name	FIAMETTE/Jessica Tzaferis
Finish Rank	4
Fastest Section Time (Section)	0:11.37 (L1600)
Top Speed [km/h] (Section)	64.6 (L1600)
Race State	Finished



Thomas Farms RC Murray Bridge SA - Professional

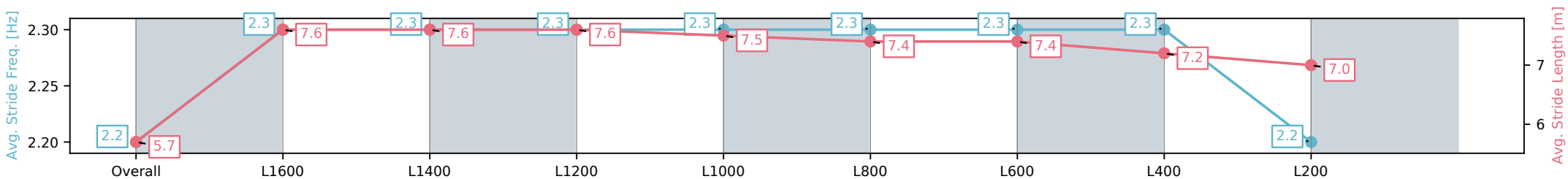
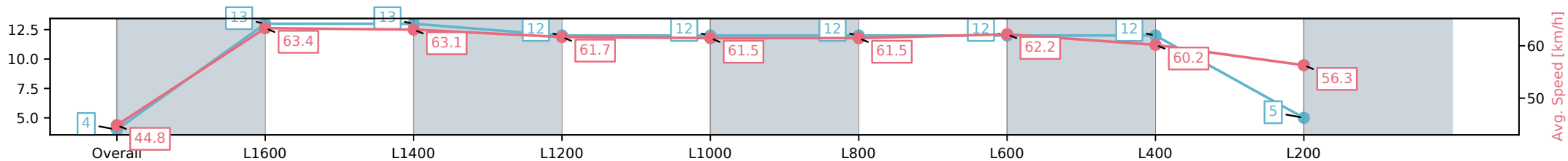
Race 5: Fred Vella Tyre & Crash Repair Rating 0 - 56
Handicap - 1800m

05 February 2025 - 4:01PM

Track Rating: Good 4, Weather: Fine, Rail Position: +6m 1200m
Chute, +9m Remainder



Section	Overall	L1600	L1400	L1200	L1000	L800	L600	L400	L200
Section Times	1:51.40[4] (0:16.07)	1:35.33[13] (0:11.37)	1:23.96[13] (0:11.40)	1:12.56[12] (0:11.77)	1:00.79[12] (0:12.03)	0:48.76[12] (0:12.04)	0:36.72[12] (0:11.98)	0:24.74[12] (0:11.96)	0:12.78[5] (0:12.78)
Average Speed [km/h]	44.8	63.4	63.1	61.7	61.5	61.5	62.2	60.2	56.3
Top Speed [km/h]	63.2	64.6	64.6	62.4	62.6	63.4	63.1	61.6	58.9
Avg. Dist. to Rail [m]	8.6	4.2	3.8	4.4	5.5	5.6	8.2	13.1	13.6
Avg. Stride Freq. [Hz]	2.2	2.3	2.3	2.3	2.3	2.3	2.3	2.3	2.2
Avg. Stride Length [m]	5.7	7.6	7.6	7.6	7.5	7.4	7.4	7.2	7.0



- [] Ranking at each section and finish
- :-:- No data available at this section
- NA No data available

Horse/Jockey Name	PUNCHIN/Kayla Crowther
Finish Rank	5
Fastest Section Time (Section)	0:11.27 (L1600)
Top Speed [km/h] (Section)	64.3 (Overall)
Race State	Finished



Thomas Farms RC Murray Bridge SA - Professional

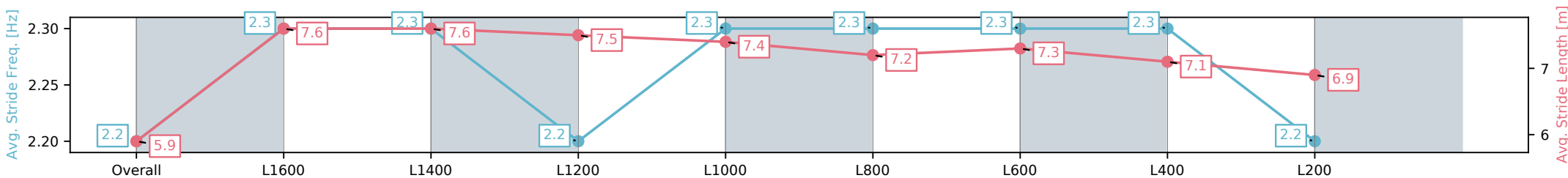
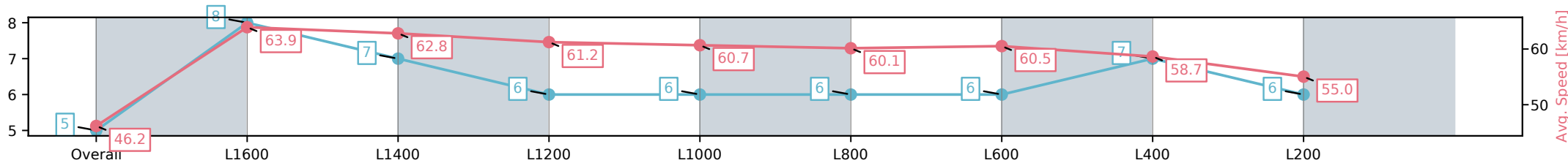
Race 5: Fred Vella Tyre & Crash Repair Rating 0 - 56
Handicap - 1800m

05 February 2025 - 4:01PM

Track Rating: Good 4, Weather: Fine, Rail Position: +6m 1200m
Chute, +9m Remainder



Section	Overall	L1600	L1400	L1200	L1000	L800	L600	L400	L200
Section Times	1:51.69[5] (0:15.57)	1:36.11[8] (0:11.27)	1:24.84[7] (0:11.48)	1:13.36[6] (0:11.76)	1:01.60[6] (0:12.00)	0:49.60[6] (0:12.14)	0:37.46[6] (0:12.11)	0:25.35[7] (0:12.28)	0:13.07[6] (0:13.07)
Average Speed [km/h]	46.2	63.9	62.8	61.2	60.7	60.1	60.5	58.7	55.0
Top Speed [km/h]	63.9	64.3	63.9	62.2	61.2	60.8	61.0	60.5	56.6
Avg. Dist. to Rail [m]	3.4	1.4	1.0	1.2	2.1	2.8	4.7	8.3	9.2
Avg. Stride Freq. [Hz]	2.2	2.3	2.3	2.2	2.3	2.3	2.3	2.3	2.2
Avg. Stride Length [m]	5.9	7.6	7.6	7.5	7.4	7.2	7.3	7.1	6.9



- [] Ranking at each section and finish
- :-:- No data available at this section
- NA No data available

Horse/Jockey Name	MORTGAGE MAN/Jason Holder
Finish Rank	6
Fastest Section Time (Section)	0:11.37 (L1600)
Top Speed [km/h] (Section)	64.5 (L1600)
Race State	Finished



Thomas Farms RC Murray Bridge SA - Professional

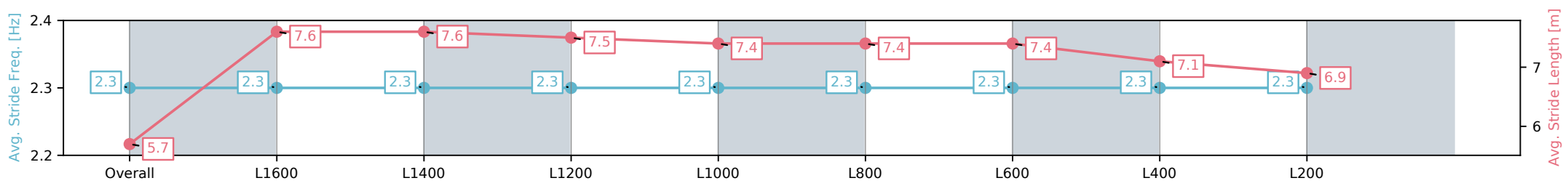
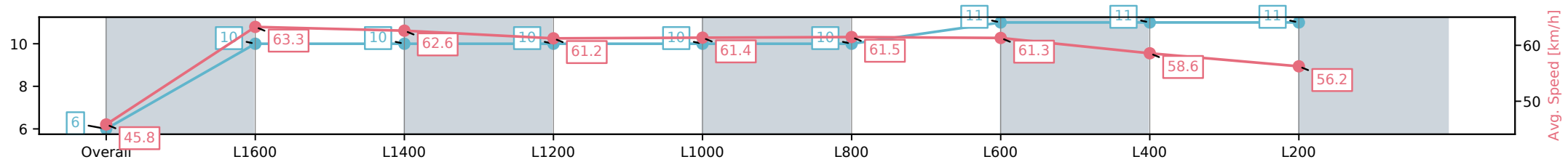
Race 5: Fred Vella Tyre & Crash Repair Rating 0 - 56
Handicap - 1800m

05 February 2025 - 4:01PM

Track Rating: Good 4, Weather: Fine, Rail Position: +6m 1200m
Chute, +9m Remainder



Section	Overall	L1600	L1400	L1200	L1000	L800	L600	L400	L200
Section Times	1:51.72[6] (0:15.71)	1:36.01[10] (0:11.37)	1:24.64[10] (0:11.50)	1:13.14[10] (0:11.84)	1:01.30[10] (0:12.01)	0:49.29[10] (0:12.09)	0:37.20[11] (0:12.10)	0:25.10[11] (0:12.30)	0:12.80[11] (0:12.80)
Average Speed [km/h]	45.8	63.3	62.6	61.2	61.4	61.5	61.3	58.6	56.2
Top Speed [km/h]	63.3	64.3	64.5	62.1	62.1	62.5	62.6	60.3	57.8
Avg. Dist. to Rail [m]	8.3	4.4	3.5	3.9	5.2	6.3	7.5	13.4	14.1
Avg. Stride Freq. [Hz]	2.3	2.3	2.3	2.3	2.3	2.3	2.3	2.3	2.3
Avg. Stride Length [m]	5.7	7.6	7.6	7.5	7.4	7.4	7.4	7.1	6.9



[] Ranking at each section and finish
 -:-:- No data available at this section
 NA No data available

Horse/Jockey Name	STARTER/Justin Potter
Finish Rank	7
Fastest Section Time (Section)	0:11.17 (L1600)
Top Speed [km/h] (Section)	65.3 (Overall)
Race State	Finished



Thomas Farms RC Murray Bridge SA - Professional

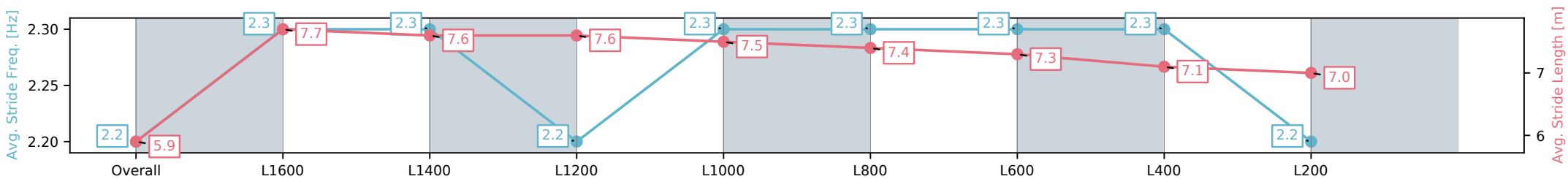
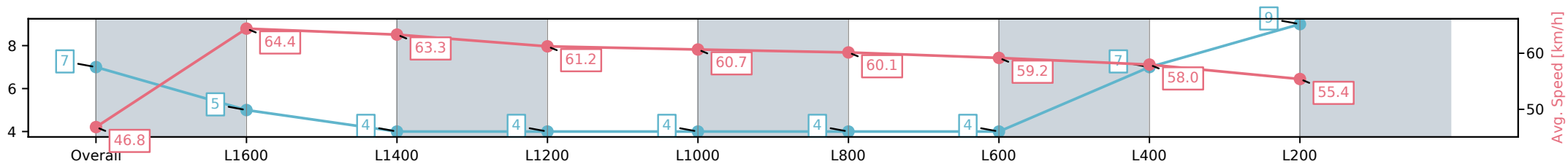
Race 5: Fred Vella Tyre & Crash Repair Rating 0 - 56
Handicap - 1800m

05 February 2025 - 4:01PM

Track Rating: Good 4, Weather: Fine, Rail Position: +6m 1200m
Chute, +9m Remainder



Section	Overall	L1600	L1400	L1200	L1000	L800	L600	L400	L200
Section Times	1:51.76[7] (0:15.37)	1:36.39[5] (0:11.17)	1:25.22[4] (0:11.39)	1:13.83[4] (0:11.82)	1:02.01[4] (0:12.14)	0:49.87[4] (0:12.17)	0:37.70[4] (0:12.28)	0:25.42[7] (0:12.45)	0:12.97[9] (0:12.97)
Average Speed [km/h]	46.8	64.4	63.3	61.2	60.7	60.1	59.2	58.0	55.4
Top Speed [km/h]	63.8	65.3	64.9	62.7	61.6	60.7	59.9	59.4	56.6
Avg. Dist. to Rail [m]	3.1	1.3	2.3	4.1	4.6	3.3	2.9	6.0	7.1
Avg. Stride Freq. [Hz]	2.2	2.3	2.3	2.2	2.3	2.3	2.3	2.3	2.2
Avg. Stride Length [m]	5.9	7.7	7.6	7.6	7.5	7.4	7.3	7.1	7.0



- [] Ranking at each section and finish
- :-:- No data available at this section
- NA No data available

Horse/Jockey Name	QUINTILLION/Jacob Opperman
Finish Rank	8
Fastest Section Time (Section)	0:11.12 (L1600)
Top Speed [km/h] (Section)	66.4 (Overall)
Race State	Finished



Thomas Farms RC Murray Bridge SA - Professional

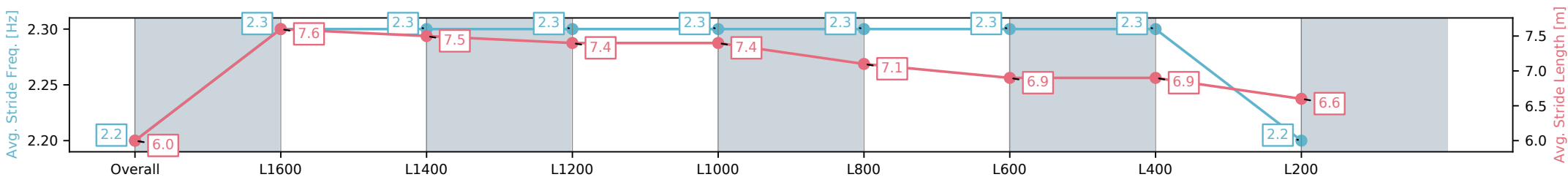
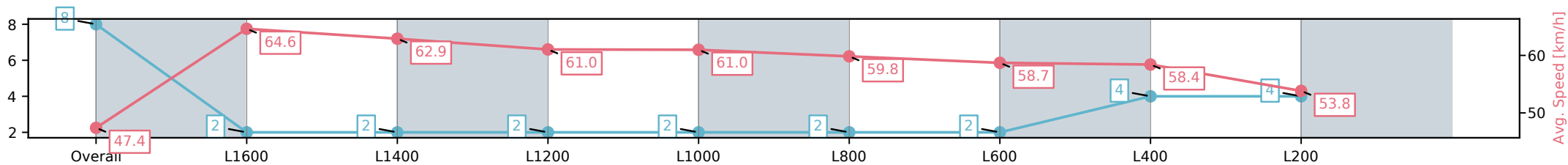
Race 5: Fred Vella Tyre & Crash Repair Rating 0 - 56
Handicap - 1800m

05 February 2025 - 4:01PM

Track Rating: Good 4, Weather: Fine, Rail Position: +6m 1200m
Chute, +9m Remainder



Section	Overall	L1600	L1400	L1200	L1000	L800	L600	L400	L200
Section Times	1:51.80[8] (0:15.19)	1:36.61[2] (0:11.12)	1:25.49[2] (0:11.48)	1:14.01[2] (0:11.85)	1:02.16[2] (0:11.91)	0:50.25[2] (0:12.10)	0:38.15[2] (0:12.44)	0:25.71[4] (0:12.32)	0:13.39[4] (0:13.39)
Average Speed [km/h]	47.4	64.6	62.9	61.0	61.0	59.8	58.7	58.4	53.8
Top Speed [km/h]	65.3	66.4	64.5	62.2	62.4	61.2	61.1	61.7	56.1
Avg. Dist. to Rail [m]	9.4	4.3	3.9	3.8	2.1	1.2	3.1	4.9	5.9
Avg. Stride Freq. [Hz]	2.2	2.3	2.3	2.3	2.3	2.3	2.3	2.3	2.2
Avg. Stride Length [m]	6.0	7.6	7.5	7.4	7.4	7.1	6.9	6.9	6.6



[] Ranking at each section and finish
 -:-:- No data available at this section
 NA No data available

Horse/Jockey Name	MERCURY FLYER/Todd Pannell
Finish Rank	9
Fastest Section Time (Section)	0:11.46 (L1600)
Top Speed [km/h] (Section)	63.5 (Overall)
Race State	Finished



Thomas Farms RC Murray Bridge SA - Professional

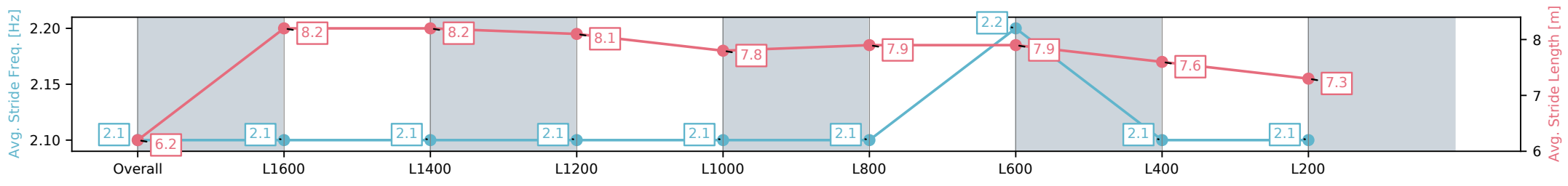
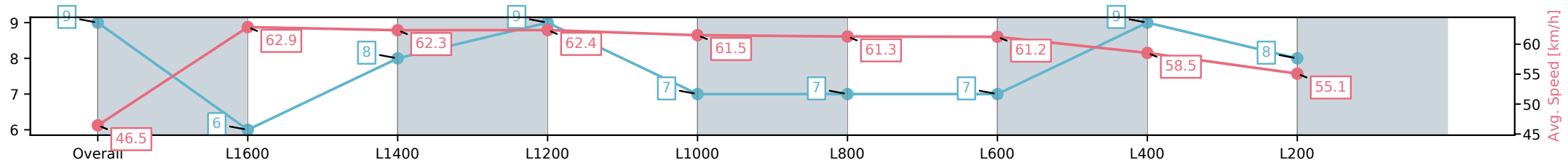
Race 5: Fred Vella Tyre & Crash Repair Rating 0 - 56
Handicap - 1800m

05 February 2025 - 4:01PM

Track Rating: Good 4, Weather: Fine, Rail Position: +6m 1200m
Chute, +9m Remainder



Section	Overall	L1600	L1400	L1200	L1000	L800	L600	L400	L200
Section Times	1:51.82[9] (0:15.51)	1:36.31[6] (0:11.46)	1:24.85[8] (0:11.54)	1:13.31[9] (0:11.61)	1:01.70[7] (0:12.02)	0:49.68[7] (0:12.12)	0:37.56[7] (0:12.17)	0:25.39[9] (0:12.31)	0:13.08[8] (0:13.08)
Average Speed [km/h]	46.5	62.9	62.3	62.4	61.5	61.3	61.2	58.5	55.1
Top Speed [km/h]	63.2	63.5	62.9	63.5	62.2	62.5	61.9	61.3	56.3
Avg. Dist. to Rail [m]	10.0	5.2	4.4	4.1	5.1	6.5	8.7	12.5	12.8
Avg. Stride Freq. [Hz]	2.1	2.1	2.1	2.1	2.1	2.1	2.2	2.1	2.1
Avg. Stride Length [m]	6.2	8.2	8.2	8.1	7.8	7.9	7.9	7.6	7.3



[] Ranking at each section and finish
 -:-:- No data available at this section
 NA No data available

Horse/Jockey Name	THE TANK/Manoel Nunes
Finish Rank	10
Fastest Section Time (Section)	0:11.30 (L1600)
Top Speed [km/h] (Section)	64.9 (Overall)
Race State	Finished



Thomas Farms RC Murray Bridge SA - Professional

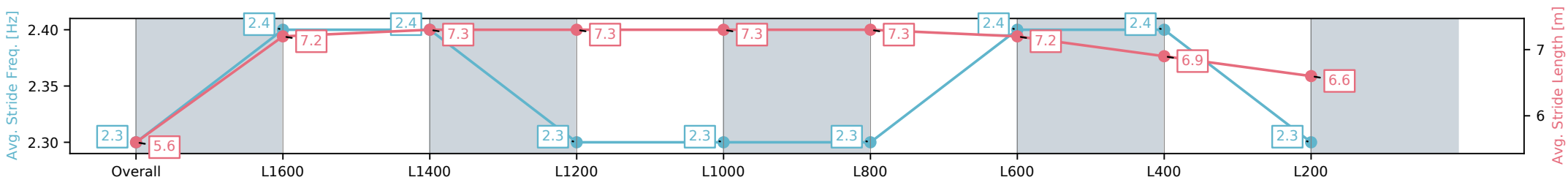
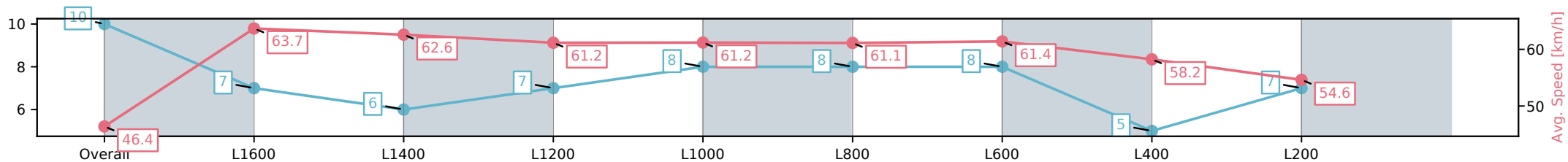
Race 5: Fred Vella Tyre & Crash Repair Rating 0 - 56
Handicap - 1800m

05 February 2025 - 4:01PM

Track Rating: Good 4, Weather: Fine, Rail Position: +6m 1200m
Chute, +9m Remainder



Section	Overall	L1600	L1400	L1200	L1000	L800	L600	L400	L200
Section Times	1:51.86[10] (0:15.52)	1:36.34[7] (0:11.30)	1:25.04[6] (0:11.52)	1:13.52[7] (0:11.83)	1:01.69[8] (0:12.04)	0:49.65[8] (0:12.07)	0:37.58[8] (0:12.04)	0:25.54[5] (0:12.37)	0:13.17[7] (0:13.17)
Average Speed [km/h]	46.4	63.7	62.6	61.2	61.2	61.1	61.4	58.2	54.6
Top Speed [km/h]	63.4	64.9	64.6	62.8	62.1	62.3	62.6	62.2	56.3
Avg. Dist. to Rail [m]	6.1	2.9	2.5	3.5	4.8	4.9	6.7	10.5	10.7
Avg. Stride Freq. [Hz]	2.3	2.4	2.4	2.3	2.3	2.3	2.4	2.4	2.3
Avg. Stride Length [m]	5.6	7.2	7.3	7.3	7.3	7.3	7.2	6.9	6.6



[] Ranking at each section and finish
 -:-:- No data available at this section
 NA No data available

Horse/Jockey Name	ANNANDA/Teagan Voorham
Finish Rank	11
Fastest Section Time (Section)	0:10.90 (L1600)
Top Speed [km/h] (Section)	67.2 (Overall)
Race State	Finished



Thomas Farms RC Murray Bridge SA - Professional

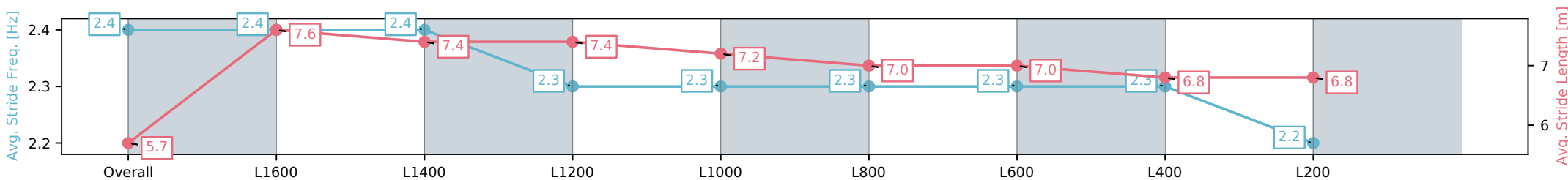
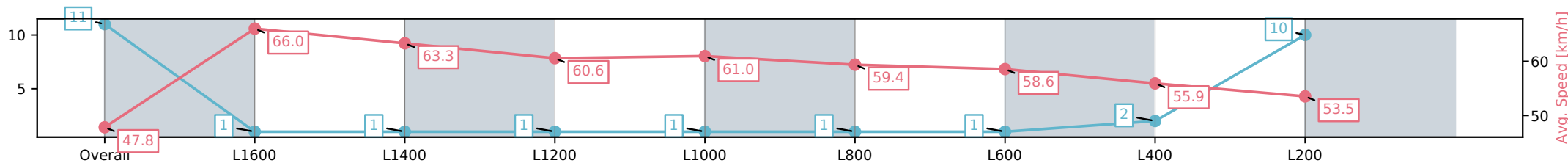
Race 5: Fred Vella Tyre & Crash Repair Rating 0 - 56
Handicap - 1800m

05 February 2025 - 4:01PM

Track Rating: Good 4, Weather: Fine, Rail Position: +6m 1200m
Chute, +9m Remainder



Section	Overall	L1600	L1400	L1200	L1000	L800	L600	L400	L200
Section Times	1:52.36[11] (0:15.08)	1:37.28[1] (0:10.90)	1:26.38[1] (0:11.40)	1:14.98[1] (0:11.90)	1:03.08[1] (0:12.01)	0:51.07[1] (0:12.31)	0:38.76[1] (0:12.45)	0:26.31[2] (0:12.87)	0:13.44[10] (0:13.44)
Average Speed [km/h]	47.8	66.0	63.3	60.6	61.0	59.4	58.6	55.9	53.5
Top Speed [km/h]	65.7	67.2	64.7	62.5	62.2	60.8	59.4	58.4	54.8
Avg. Dist. to Rail [m]	11.9	3.2	1.7	2.2	3.2	3.1	3.0	4.1	6.5
Avg. Stride Freq. [Hz]	2.4	2.4	2.4	2.3	2.3	2.3	2.3	2.3	2.2
Avg. Stride Length [m]	5.7	7.6	7.4	7.4	7.4	7.2	7.0	7.0	6.8



- [] Ranking at each section and finish
- :-:- No data available at this section
- NA No data available

Horse/Jockey Name	ANOTHER FREE GLASS/Polly Brewster
Finish Rank	12
Fastest Section Time (Section)	0:11.33 (L1600)
Top Speed [km/h] (Section)	63.9 (Overall)
Race State	Finished



Thomas Farms RC Murray Bridge SA - Professional

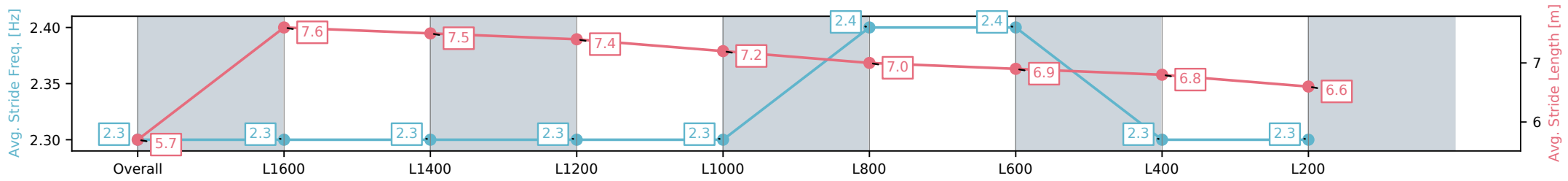
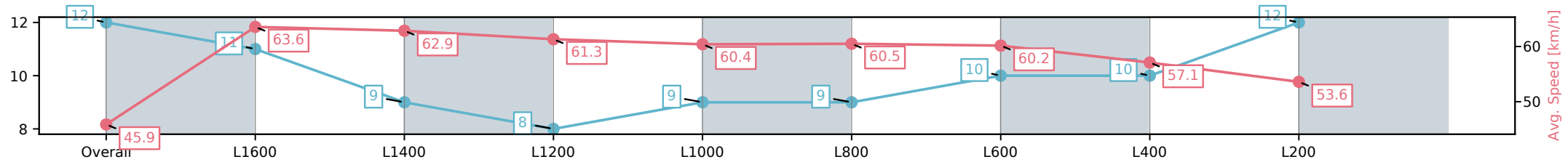
Race 5: Fred Vella Tyre & Crash Repair Rating 0 - 56
Handicap - 1800m

05 February 2025 - 4:01PM

Track Rating: Good 4, Weather: Fine, Rail Position: +6m 1200m
Chute, +9m Remainder



Section	Overall	L1600	L1400	L1200	L1000	L800	L600	L400	L200
Section Times	1:52.62[12] (0:15.72)	1:36.90[11] (0:11.33)	1:25.57[9] (0:11.45)	1:14.12[8] (0:11.79)	1:02.33[9] (0:12.09)	0:50.24[9] (0:12.07)	0:38.17[10] (0:12.13)	0:26.04[10] (0:12.61)	0:13.43[12] (0:13.43)
Average Speed [km/h]	45.9	63.6	62.9	61.3	60.4	60.5	60.2	57.1	53.6
Top Speed [km/h]	63.5	63.9	63.7	61.9	61.5	61.3	61.1	59.5	55.5
Avg. Dist. to Rail [m]	9.4	2.7	1.5	1.9	3.0	2.8	3.3	4.9	5.0
Avg. Stride Freq. [Hz]	2.3	2.3	2.3	2.3	2.3	2.4	2.4	2.3	2.3
Avg. Stride Length [m]	5.7	7.6	7.5	7.4	7.2	7.0	6.9	6.8	6.6



[] Ranking at each section and finish
 -:-:- No data available at this section
 NA No data available

Horse/Jockey Name	HONDURAS/Matthew Chadwick
Finish Rank	13
Fastest Section Time (Section)	0:11.47 (L1400)
Top Speed [km/h] (Section)	64.1 (L1600)
Race State	Finished



Thomas Farms RC Murray Bridge SA - Professional

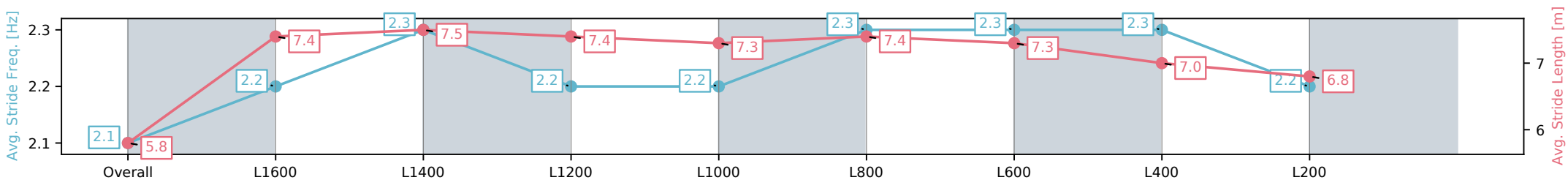
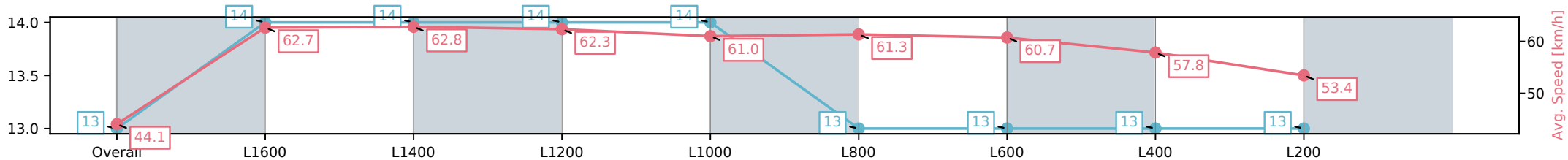
Race 5: Fred Vella Tyre & Crash Repair Rating 0 - 56
Handicap - 1800m

05 February 2025 - 4:01PM

Track Rating: Good 4, Weather: Fine, Rail Position: +6m 1200m
Chute, +9m Remainder



Section	Overall	L1600	L1400	L1200	L1000	L800	L600	L400	L200
Section Times	1:53.08[13] (0:16.35)	1:36.73[14] (0:11.48)	1:25.25[14] (0:11.47)	1:13.78[14] (0:11.61)	1:02.17[14] (0:12.07)	0:50.10[13] (0:12.07)	0:38.03[13] (0:12.11)	0:25.92[13] (0:12.43)	0:13.49[13] (0:13.49)
Average Speed [km/h]	44.1	62.7	62.8	62.3	61.0	61.3	60.7	57.8	53.4
Top Speed [km/h]	61.7	63.3	64.1	63.4	61.7	62.2	61.6	60.4	55.5
Avg. Dist. to Rail [m]	6.9	3.8	3.2	3.3	4.7	5.4	5.2	7.0	7.8
Avg. Stride Freq. [Hz]	2.1	2.2	2.3	2.2	2.2	2.3	2.3	2.3	2.2
Avg. Stride Length [m]	5.8	7.4	7.5	7.4	7.3	7.4	7.3	7.0	6.8



[] Ranking at each section and finish
 -:-:- No data available at this section
 NA No data available

Horse/Jockey Name	SHECHOSETHEDOG/Jake Toeroek
Finish Rank	14
Fastest Section Time (Section)	0:11.49 (L1600)
Top Speed [km/h] (Section)	63.3 (Overall)
Race State	Finished



Thomas Farms RC Murray Bridge SA - Professional

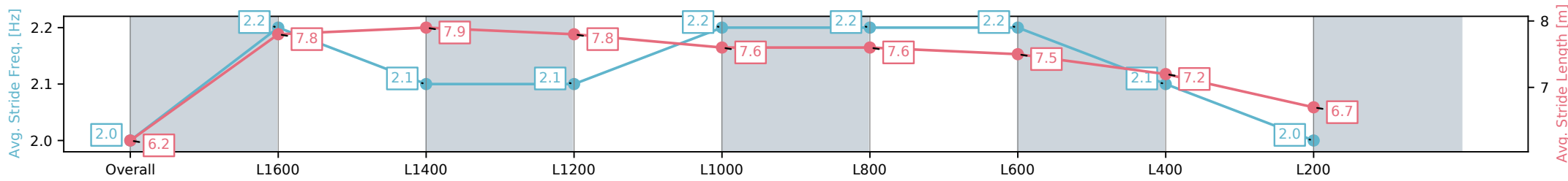
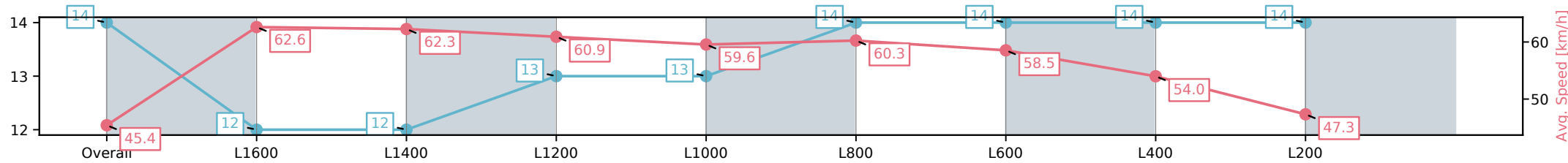
Race 5: Fred Vella Tyre & Crash Repair Rating 0 - 56
Handicap - 1800m

05 February 2025 - 4:01PM

Track Rating: Good 4, Weather: Fine, Rail Position: +6m 1200m
Chute, +9m Remainder



Section	Overall	L1600	L1400	L1200	L1000	L800	L600	L400	L200
Section Times	1:56.17[14] (0:15.82)	1:40.35[12] (0:11.49)	1:28.86[12] (0:11.56)	1:17.29[13] (0:11.85)	1:05.44[13] (0:12.28)	0:53.15[14] (0:12.17)	0:40.98[14] (0:12.44)	0:28.54[14] (0:13.32)	0:15.22[14] (0:15.22)
Average Speed [km/h]	45.4	62.6	62.3	60.9	59.6	60.3	58.5	54.0	47.3
Top Speed [km/h]	62.9	63.3	63.1	61.7	60.5	61.1	59.2	57.5	49.6
Avg. Dist. to Rail [m]	3.0	1.5	1.4	1.6	3.5	3.7	2.6	5.5	6.0
Avg. Stride Freq. [Hz]	2.0	2.2	2.1	2.1	2.2	2.2	2.2	2.1	2.0
Avg. Stride Length [m]	6.2	7.8	7.9	7.8	7.6	7.6	7.5	7.2	6.7



[] Ranking at each section and finish
 -:-:- No data available at this section
 NA No data available