



RACINGSA

Thomas Farms RC Murray Bridge SA

Race 4: Thomas Farms Class Two Handicap - 1200m

05 February 2025 - 3:25PM



Murray Bridge
Racing Club

Track Rating: Good 4, Weather: Fine, Rail Position: +6m 1200m Chute, +9m Remainder

Section Field Times							Overall	L1000	L800	L600	L400	L200		
							1:11.84 (0:14.54)	0:57.30 (0:10.98)	0:46.32 (0:11.32)	0:35.01 (0:11.57)	0:23.43 (0:11.33)	0:12.10 (0:12.10)		
Position	#	Horse/Jockey	Barrier	Top Speed [km/h]	Fastest Section	First 400m						Margin	Distance Travelled From Winner [m]	
1	3	PRESS EXPRESS Teagan Voorham	11	66.7 1000-800	0:10.98 1000-800	0:25.65	1:11.84 (0:14.67)	0:57.17 [2] (0:10.98)	0:46.19 [2] (0:11.19)	0:35.00 [2] (0:11.56)	0:23.43 [1] (0:11.33)	0:12.10 [1] (0:12.10)	1:11.84	
2	9	STREETCAR APOLLO Justin Potter	7	66.6 1000-800	0:11.03 1000-800	0:25.88	1:11.95 (0:14.85)	0:57.10 [6] (0:11.03)	0:46.07 [6] (0:11.27)	0:34.80 [7] (0:11.54)	0:23.26 [3] (0:11.20)	0:12.06 [2] (0:12.06)	0.7L	+2
3	2	WINE BARRON Todd Pannell	4	67.2 1000-800	0:11.09 1000-800	0:26.23	1:12.12 (0:15.14)	0:56.98 [12] (0:11.09)	0:45.89 [12] (0:11.22)	0:34.67 [11] (0:11.49)	0:23.18 [8] (0:11.31)	0:11.87 [6] (0:11.87)	1.71L	+2
4	4	ALLEGEDLY Brooke King	8	68.4 1000-800	0:10.97 1000-800	0:25.96	1:12.20 (0:14.99)	0:57.21 [9] (0:10.97)	0:46.24 [8] (0:11.17)	0:35.07 [5] (0:11.69)	0:23.38 [6] (0:11.35)	0:12.03 [5] (0:12.03)	2.24L	+5
5	13	OUR SELECTION Rochelle Milnes	2	66.4 1200-1000	0:11.01 1000-800	0:25.96	1:12.35 (0:14.95)	0:57.40 [7] (0:11.01)	0:46.39 [7] (0:11.27)	0:35.12 [8] (0:11.74)	0:23.38 [9] (0:11.48)	0:11.90 [8] (0:11.90)	3.14L	+0
6	7	CHEF MILITAIRE Ben Price	6	66.7 1200-1000	0:10.97 1000-800	0:25.77	1:12.46 (0:14.80)	0:57.66 [5] (0:10.97)	0:46.69 [5] (0:11.36)	0:35.33 [6] (0:11.60)	0:23.73 [4] (0:11.42)	0:12.31 [4] (0:12.31)	3.81L	-2
7	6	MASTER OF CEREMONY Matthew Chadwick	10	67.1 1200-1000	0:10.93 1000-800	0:26.02	1:12.56 (0:15.09)	0:57.47 [11] (0:10.93)	0:46.54 [9] (0:11.38)	0:35.16 [10] (0:11.69)	0:23.47 [11] (0:11.43)	0:12.04 [9] (0:12.04)	4.46L	+4
8	10	TRANTORO Alana Livesey	9	66.8 1200-1000	0:10.98 1000-800	0:25.51	1:12.69 (0:14.53)	0:58.16 [1] (0:10.98)	0:47.18 [1] (0:11.32)	0:35.86 [1] (0:11.75)	0:24.11 [2] (0:11.48)	0:12.63 [3] (0:12.63)	5.24L	-1
9	1	DON'TDOUBTLAYLA Jason Holder	1	66.6 1200-1000	0:11.03 1000-800	0:26.07	1:12.78 (0:15.04)	0:57.74 [10] (0:11.03)	0:46.71 [10] (0:11.27)	0:35.44 [9] (0:11.67)	0:23.77 [10] (0:11.43)	0:12.34 [7] (0:12.34)	5.83L	-3
10	12	MYSTERY DEEL Felicity Atkinson	3	65.3 1200-1000	0:11.18 1000-800	0:26.13	1:12.82 (0:14.95)	0:57.87 [8] (0:11.18)	0:46.69 [11] (0:11.40)	0:35.29 [12] (0:11.78)	0:23.51 [12] (0:11.52)	0:11.99 [12] (0:11.99)	6.06L	+0

Scratched: Read (#8)

- [] Position in running at each section and finish
- :-:-- No data available at this section
- NA No data available
- █ Background shading for fastest section
- # Saddle cloth number
- DNF Did not finish
- DNT Did not track



RACINGSA

Thomas Farms RC Murray Bridge SA
Race 4: Thomas Farms Class Two Handicap - 1200m
05 February 2025 - 3:25PM



Murray Bridge
Racing Club

Track Rating: Good 4, Weather: Fine, Rail Position: +6m 1200m Chute, +9m Remainder

Section Field Times							Overall	L1000	L800	L600	L400	L200		
							1:11.84 (0:14.54)	0:57.30 (0:10.98)	0:46.32 (0:11.32)	0:35.01 (0:11.57)	0:23.43 (0:11.33)	0:12.10 (0:12.10)		
Position	#	Horse/Jockey	Barrier	Top Speed [km/h]	Fastest Section	First 400m						Margin	Distance Travelled From Winner [m]	
11	11	STAR STUDED BELLE Jessica Tzaferis	12	68.0 1200-1000	0:10.91 1000-800	0:25.67	1:13.11 (0:14.76)	0:58.35 [4] (0:10.91)	0:47.44 [3] (0:11.38)	0:36.06 [3] (0:11.81)	0:24.25 [7] (0:11.75)	0:12.50 [11] (0:12.50)	7.85L	+4
12	5	KINDRA PARK Stacey Metcalfe	5	66.4 1000-800	0:11.00 1000-800	0:25.72	1:13.19 (0:14.72)	0:58.47 [3] (0:11.00)	0:47.47 [4] (0:11.37)	0:36.10 [4] (0:11.71)	0:24.39 [5] (0:11.79)	0:12.60 [10] (0:12.60)	8.39L	-2

Scratched: Read (#8)

- [] Position in running at each section and finish
- #: Saddle cloth number
- :--:-- No data available at this section
- DNF Did not finish
- NA No data available
- DNT Did not track
- █ Background shading for fastest section

Horse/Jockey Name	PRESS EXPRESS/Teagan Voorham
Finish Rank	1
Fastest Section Time (Section)	0:10.98 (L1000)
Top Speed [km/h] (Section)	66.7 (L1000)
Race State	Finished



Thomas Farms RC Murray Bridge SA - Professional

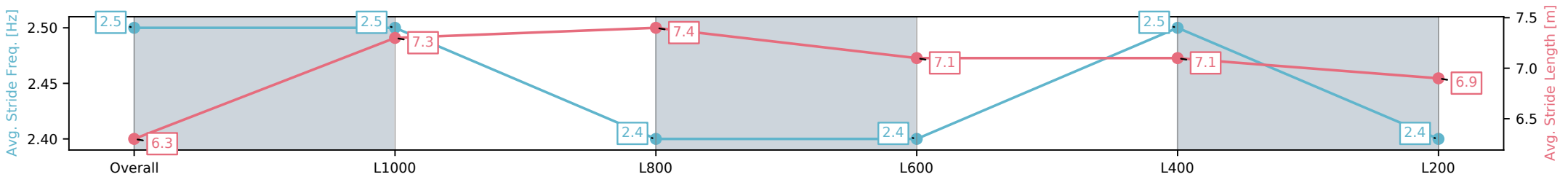
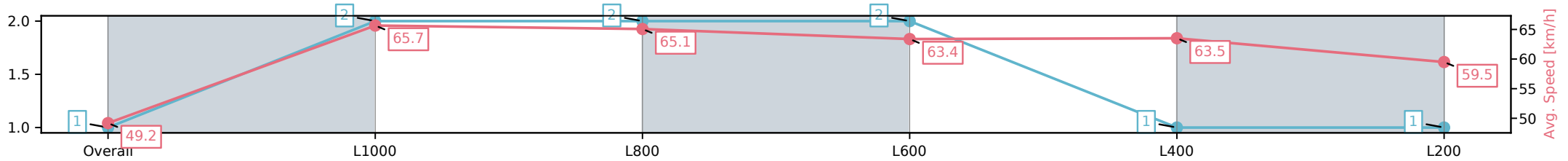
Race 4: Thomas Farms Class Two Handicap - 1200m

05 February 2025 - 3:25PM

Track Rating: Good 4, Weather: Fine, Rail Position: +6m 1200m Chute, +9m Remainder



Section	Overall	L1000	L800	L600	L400	L200
Section Times	1:11.84[1] (0:14.67)	0:57.17[2] (0:10.98)	0:46.19[2] (0:11.19)	0:35.00[2] (0:11.56)	0:23.43[1] (0:11.33)	0:12.10[1] (0:12.10)
Average Speed [km/h]	49.2	65.7	65.1	63.4	63.5	59.5
Top Speed [km/h]	65.2	66.2	66.7	65.8	65.8	62.7
Avg. Dist. to Rail [m]	4.9	1.3	4.0	4.9	7.6	8.5
Avg. Stride Freq. [Hz]	2.5	2.5	2.4	2.4	2.5	2.4
Avg. Stride Length [m]	6.3	7.3	7.4	7.1	7.1	6.9



[] Ranking at each section and finish
 -:-:- No data available at this section
 NA No data available

Horse/Jockey Name	STREETCAR APOLLO/Justin Potter
Finish Rank	2
Fastest Section Time (Section)	0:11.03 (L1000)
Top Speed [km/h] (Section)	66.6 (L1000)
Race State	Finished



Thomas Farms RC Murray Bridge SA - Professional

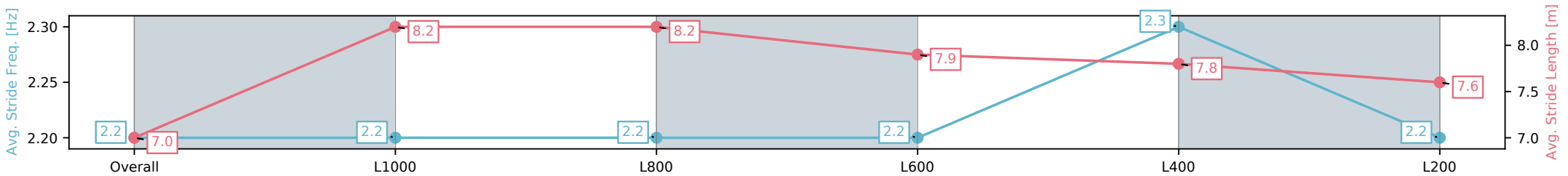
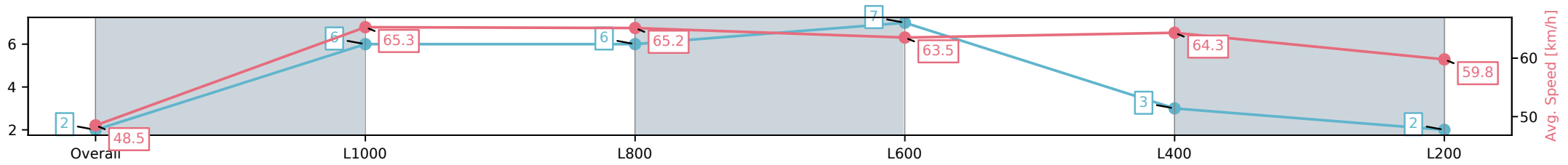
Race 4: Thomas Farms Class Two Handicap - 1200m

05 February 2025 - 3:25PM

Track Rating: Good 4, Weather: Fine, Rail Position: +6m 1200m Chute, +9m Remainder



Section	Overall	L1000	L800	L600	L400	L200
Section Times	1:11.95[2] (0:14.85)	0:57.10[6] (0:11.03)	0:46.07[6] (0:11.27)	0:34.80[7] (0:11.54)	0:23.26[3] (0:11.20)	0:12.06[2] (0:12.06)
Average Speed [km/h]	48.5	65.3	65.2	63.5	64.3	59.8
Top Speed [km/h]	65.4	66.2	66.6	65.1	66.3	62.7
Avg. Dist. to Rail [m]	4.1	2.7	5.8	4.9	6.2	6.8
Avg. Stride Freq. [Hz]	2.2	2.2	2.2	2.2	2.3	2.2
Avg. Stride Length [m]	7.0	8.2	8.2	7.9	7.8	7.6



[] Ranking at each section and finish
 -:-:- No data available at this section
 NA No data available

Horse/Jockey Name	WINE BARRON/Todd Pannell
Finish Rank	3
Fastest Section Time (Section)	0:11.09 (L1000)
Top Speed [km/h] (Section)	67.2 (L1000)
Race State	Finished



Thomas Farms RC Murray Bridge SA - Professional

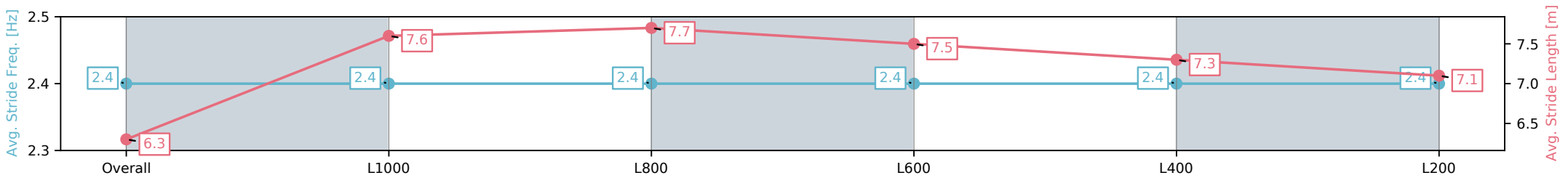
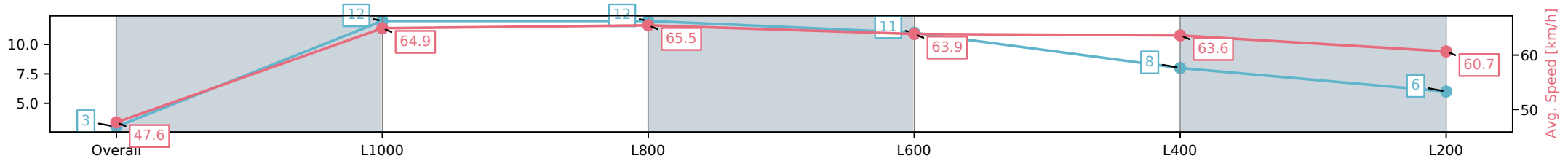
Race 4: Thomas Farms Class Two Handicap - 1200m

05 February 2025 - 3:25PM

Track Rating: Good 4, Weather: Fine, Rail Position: +6m 1200m Chute, +9m Remainder



Section	Overall	L1000	L800	L600	L400	L200
Section Times	1:12.12[3] (0:15.14)	0:56.98[12] (0:11.09)	0:45.89[12] (0:11.22)	0:34.67[11] (0:11.49)	0:23.18[8] (0:11.31)	0:11.87[6] (0:11.87)
Average Speed [km/h]	47.6	64.9	65.5	63.9	63.6	60.7
Top Speed [km/h]	65.4	66.3	67.2	64.9	65.1	62.8
Avg. Dist. to Rail [m]	2.8	2.7	6.2	4.8	5.8	7.1
Avg. Stride Freq. [Hz]	2.4	2.4	2.4	2.4	2.4	2.4
Avg. Stride Length [m]	6.3	7.6	7.7	7.5	7.3	7.1



[] Ranking at each section and finish
 -:-:- No data available at this section
 NA No data available

Horse/Jockey Name	ALLEGEDLY/Brooke King
Finish Rank	4
Fastest Section Time (Section)	0:10.97 (L1000)
Top Speed [km/h] (Section)	68.4 (L1000)
Race State	Finished



Thomas Farms RC Murray Bridge SA - Professional

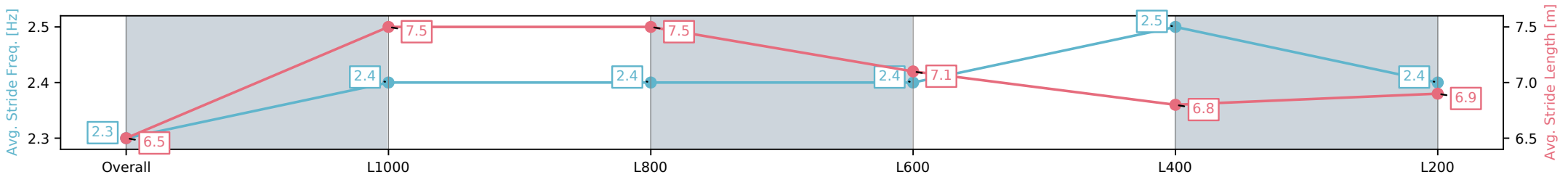
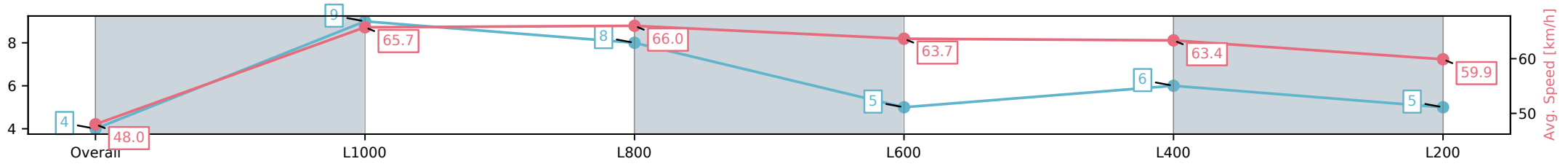
Race 4: Thomas Farms Class Two Handicap - 1200m

05 February 2025 - 3:25PM

Track Rating: Good 4, Weather: Fine, Rail Position: +6m 1200m Chute, +9m Remainder



Section	Overall	L1000	L800	L600	L400	L200
Section Times	1:12.20[4] (0:14.99)	0:57.21[9] (0:10.97)	0:46.24[8] (0:11.17)	0:35.07[5] (0:11.69)	0:23.38[6] (0:11.35)	0:12.03[5] (0:12.03)
Average Speed [km/h]	48.0	65.7	66.0	63.7	63.4	59.9
Top Speed [km/h]	64.7	66.4	68.4	64.7	64.5	62.1
Avg. Dist. to Rail [m]	4.6	2.9	6.9	8.2	10.5	10.9
Avg. Stride Freq. [Hz]	2.3	2.4	2.4	2.4	2.5	2.4
Avg. Stride Length [m]	6.5	7.5	7.5	7.1	6.8	6.9



[] Ranking at each section and finish
 -:-:- No data available at this section
 NA No data available

Horse/Jockey Name	OUR SELECTION/Rochelle Milnes
Finish Rank	5
Fastest Section Time (Section)	0:11.01 (L1000)
Top Speed [km/h] (Section)	66.4 (Overall)
Race State	Finished



Thomas Farms RC Murray Bridge SA - Professional

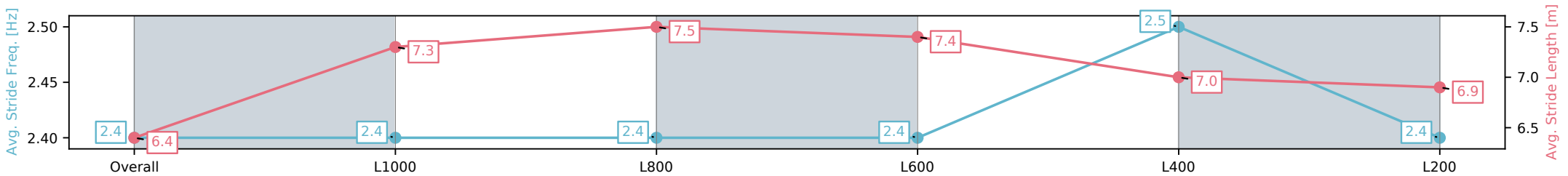
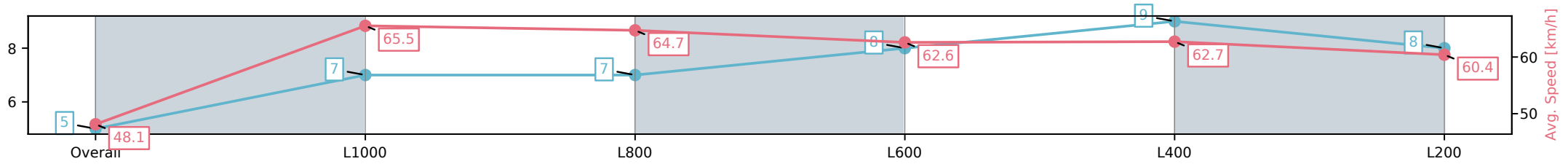
Race 4: Thomas Farms Class Two Handicap - 1200m

05 February 2025 - 3:25PM

Track Rating: Good 4, Weather: Fine, Rail Position: +6m 1200m Chute, +9m Remainder



Section	Overall	L1000	L800	L600	L400	L200
Section Times	1:12.35[5] (0:14.95)	0:57.40[7] (0:11.01)	0:46.39[7] (0:11.27)	0:35.12[8] (0:11.74)	0:23.38[9] (0:11.48)	0:11.90[8] (0:11.90)
Average Speed [km/h]	48.1	65.5	64.7	62.6	62.7	60.4
Top Speed [km/h]	65.6	66.4	66.4	64.1	64.2	62.7
Avg. Dist. to Rail [m]	0.3	0.8	4.4	4.7	7.1	8.6
Avg. Stride Freq. [Hz]	2.4	2.4	2.4	2.4	2.5	2.4
Avg. Stride Length [m]	6.4	7.3	7.5	7.4	7.0	6.9



[] Ranking at each section and finish
 -:-:- No data available at this section
 NA No data available

Horse/Jockey Name	CHEF MILITAIRE/Ben Price
Finish Rank	6
Fastest Section Time (Section)	0:10.97 (L1000)
Top Speed [km/h] (Section)	66.7 (Overall)
Race State	Finished



Thomas Farms RC Murray Bridge SA - Professional

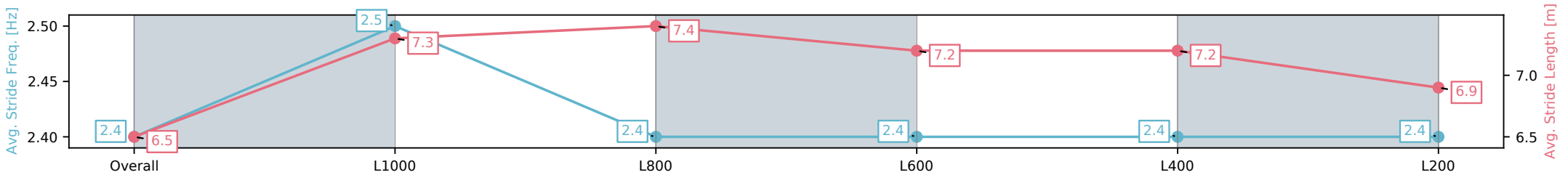
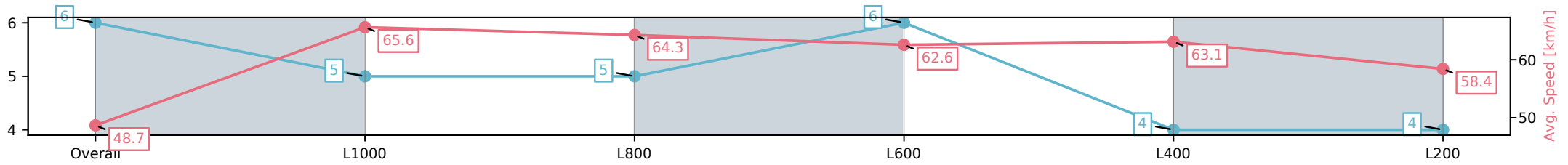
Race 4: Thomas Farms Class Two Handicap - 1200m

05 February 2025 - 3:25PM

Track Rating: Good 4, Weather: Fine, Rail Position: +6m 1200m Chute, +9m Remainder



Section	Overall	L1000	L800	L600	L400	L200
Section Times	1:12.46[6] (0:14.80)	0:57.66[5] (0:10.97)	0:46.69[5] (0:11.36)	0:35.33[6] (0:11.60)	0:23.73[4] (0:11.42)	0:12.31[4] (0:12.31)
Average Speed [km/h]	48.7	65.6	64.3	62.6	63.1	58.4
Top Speed [km/h]	64.5	66.7	65.4	64.0	65.1	61.5
Avg. Dist. to Rail [m]	4.2	1.8	4.5	2.1	2.3	3.6
Avg. Stride Freq. [Hz]	2.4	2.5	2.4	2.4	2.4	2.4
Avg. Stride Length [m]	6.5	7.3	7.4	7.2	7.2	6.9



- [] Ranking at each section and finish
- :-:- No data available at this section
- NA No data available

Horse/Jockey Name	MASTER OF CEREMONY/Matthew Chadwick
Finish Rank	7
Fastest Section Time (Section)	0:10.93 (L1000)
Top Speed [km/h] (Section)	67.1 (Overall)
Race State	Finished



Thomas Farms RC Murray Bridge SA - Professional

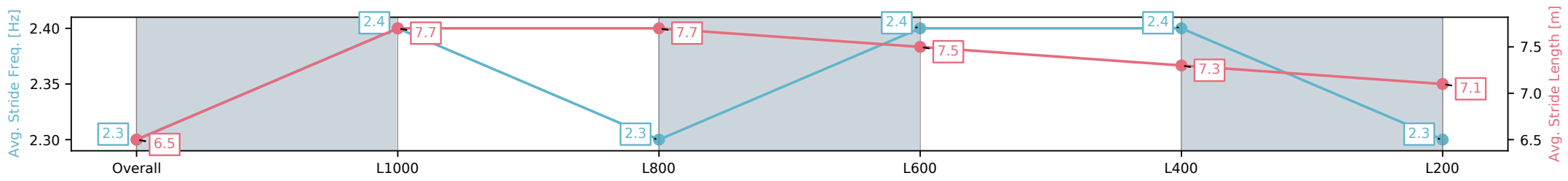
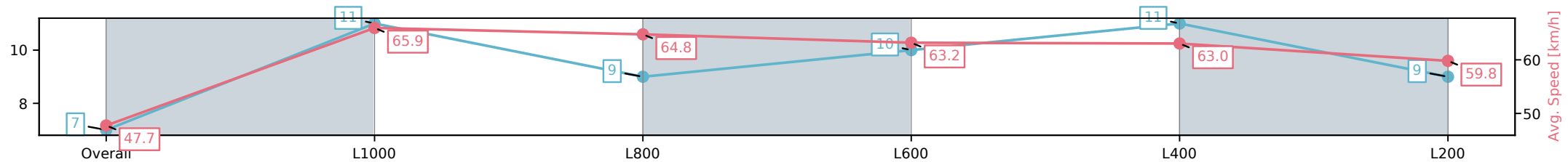
Race 4: Thomas Farms Class Two Handicap - 1200m

05 February 2025 - 3:25PM

Track Rating: Good 4, Weather: Fine, Rail Position: +6m 1200m Chute, +9m Remainder



Section	Overall	L1000	L800	L600	L400	L200
Section Times	1:12.56[7] (0:15.09)	0:57.47[11] (0:10.93)	0:46.54[9] (0:11.38)	0:35.16[10] (0:11.69)	0:23.47[11] (0:11.43)	0:12.04[9] (0:12.04)
Average Speed [km/h]	47.7	65.9	64.8	63.2	63.0	59.8
Top Speed [km/h]	64.8	67.1	66.0	64.2	64.2	62.6
Avg. Dist. to Rail [m]	6.2	4.3	7.2	6.4	8.8	10.1
Avg. Stride Freq. [Hz]	2.3	2.4	2.3	2.4	2.4	2.3
Avg. Stride Length [m]	6.5	7.7	7.7	7.5	7.3	7.1



[] Ranking at each section and finish
 -:-:- No data available at this section
 NA No data available

Horse/Jockey Name	TRANTORO/Alana Livesey
Finish Rank	8
Fastest Section Time (Section)	0:10.98 (L1000)
Top Speed [km/h] (Section)	66.8 (Overall)
Race State	Finished



Thomas Farms RC Murray Bridge SA - Professional

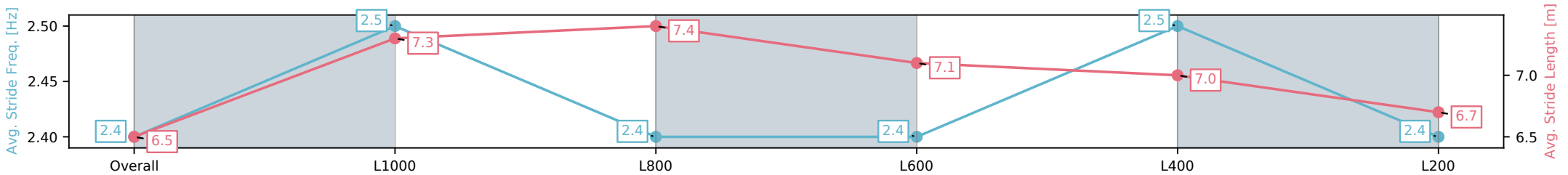
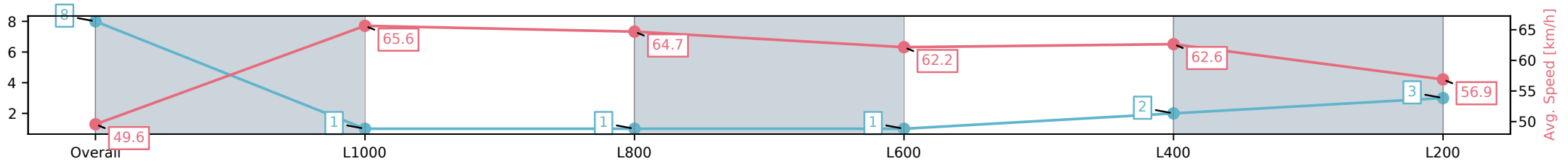
Race 4: Thomas Farms Class Two Handicap - 1200m

05 February 2025 - 3:25PM

Track Rating: Good 4, Weather: Fine, Rail Position: +6m 1200m Chute, +9m Remainder



Section	Overall	L1000	L800	L600	L400	L200
Section Times	1:12.69[8] (0:14.53)	0:58.16[1] (0:10.98)	0:47.18[1] (0:11.32)	0:35.86[1] (0:11.75)	0:24.11[2] (0:11.48)	0:12.63[3] (0:12.63)
Average Speed [km/h]	49.6	65.6	64.7	62.2	62.6	56.9
Top Speed [km/h]	64.5	66.8	66.7	63.4	64.8	60.5
Avg. Dist. to Rail [m]	5.5	3.6	5.2	3.2	2.6	2.8
Avg. Stride Freq. [Hz]	2.4	2.5	2.4	2.4	2.5	2.4
Avg. Stride Length [m]	6.5	7.3	7.4	7.1	7.0	6.7



[] Ranking at each section and finish
 -:-:- No data available at this section
 NA No data available

Horse/Jockey Name	DON'TDOUBTLAYLA/Jason Holder
Finish Rank	9
Fastest Section Time (Section)	0:11.03 (L1000)
Top Speed [km/h] (Section)	66.6 (Overall)
Race State	Finished



Thomas Farms RC Murray Bridge SA - Professional

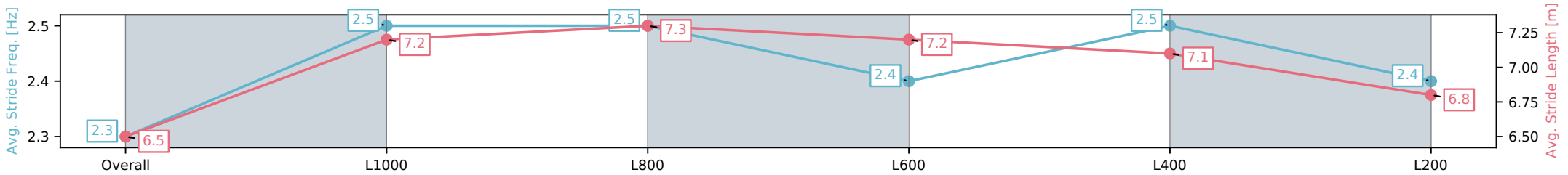
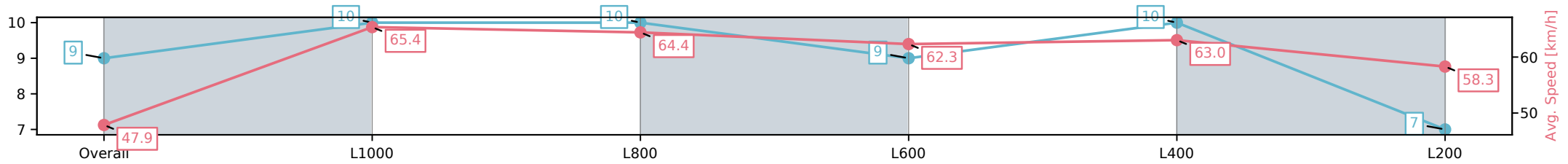
Race 4: Thomas Farms Class Two Handicap - 1200m

05 February 2025 - 3:25PM

Track Rating: Good 4, Weather: Fine, Rail Position: +6m 1200m
Chute, +9m Remainder



Section	Overall	L1000	L800	L600	L400	L200
Section Times	1:12.78[9] (0:15.04)	0:57.74[10] (0:11.03)	0:46.71[10] (0:11.27)	0:35.44[9] (0:11.67)	0:23.77[10] (0:11.43)	0:12.34[7] (0:12.34)
Average Speed [km/h]	47.9	65.4	64.4	62.3	63.0	58.3
Top Speed [km/h]	64.5	66.6	66.1	63.8	64.0	61.0
Avg. Dist. to Rail [m]	1.9	1.4	2.7	2.7	5.0	6.0
Avg. Stride Freq. [Hz]	2.3	2.5	2.5	2.4	2.5	2.4
Avg. Stride Length [m]	6.5	7.2	7.3	7.2	7.1	6.8



[] Ranking at each section and finish
 -:-:- No data available at this section
 NA No data available

Horse/Jockey Name	MYSTERY DEEL/Felicity Atkinson
Finish Rank	10
Fastest Section Time (Section)	0:11.18 (L1000)
Top Speed [km/h] (Section)	65.3 (Overall)
Race State	Finished



Thomas Farms RC Murray Bridge SA - Professional

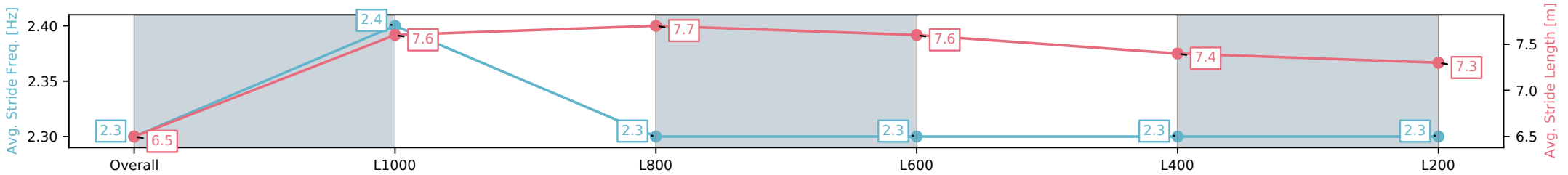
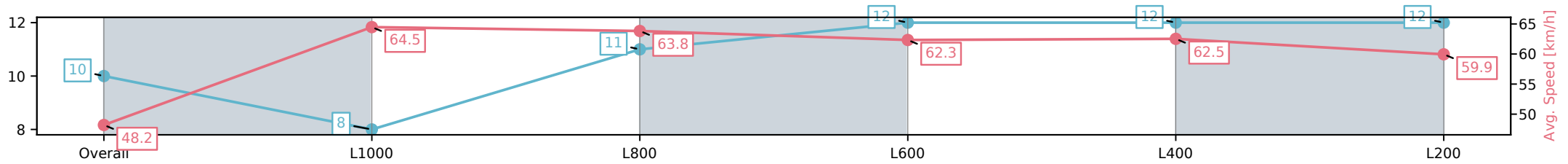
Race 4: Thomas Farms Class Two Handicap - 1200m

05 February 2025 - 3:25PM

Track Rating: Good 4, Weather: Fine, Rail Position: +6m 1200m Chute, +9m Remainder



Section	Overall	L1000	L800	L600	L400	L200
Section Times	1:12.82[10] (0:14.95)	0:57.87[8] (0:11.18)	0:46.69[11] (0:11.40)	0:35.29[12] (0:11.78)	0:23.51[12] (0:11.52)	0:11.99[12] (0:11.99)
Average Speed [km/h]	48.2	64.5	63.8	62.3	62.5	59.9
Top Speed [km/h]	63.7	65.3	64.6	63.5	63.8	62.0
Avg. Dist. to Rail [m]	1.3	1.4	4.1	5.2	10.2	11.3
Avg. Stride Freq. [Hz]	2.3	2.4	2.3	2.3	2.3	2.3
Avg. Stride Length [m]	6.5	7.6	7.7	7.6	7.4	7.3



- [] Ranking at each section and finish
- :-:- No data available at this section
- NA No data available

Horse/Jockey Name	STAR STUDDER BELLE/Jessica Tzaferis
Finish Rank	11
Fastest Section Time (Section)	0:10.91 (L1000)
Top Speed [km/h] (Section)	68.0 (Overall)
Race State	Finished



Thomas Farms RC Murray Bridge SA - Professional

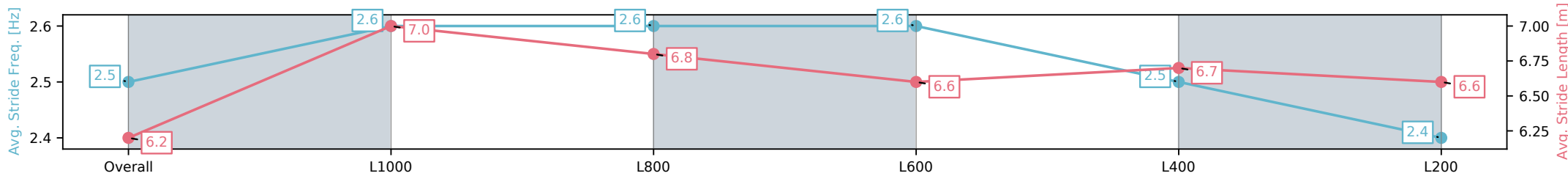
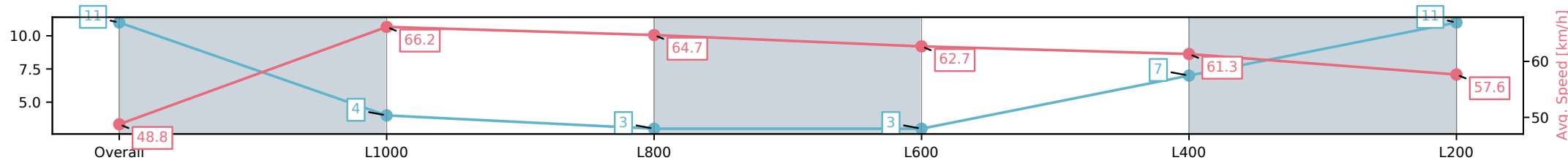
Race 4: Thomas Farms Class Two Handicap - 1200m

05 February 2025 - 3:25PM

Track Rating: Good 4, Weather: Fine, Rail Position: +6m 1200m Chute, +9m Remainder



Section	Overall	L1000	L800	L600	L400	L200
Section Times	1:13.11[11] (0:14.76)	0:58.35[4] (0:10.91)	0:47.44[3] (0:11.38)	0:36.06[3] (0:11.81)	0:24.25[7] (0:11.75)	0:12.50[11] (0:12.50)
Average Speed [km/h]	48.8	66.2	64.7	62.7	61.3	57.6
Top Speed [km/h]	67.3	68.0	67.6	64.0	63.2	59.7
Avg. Dist. to Rail [m]	7.8	4.5	7.5	7.0	8.7	9.0
Avg. Stride Freq. [Hz]	2.5	2.6	2.6	2.6	2.5	2.4
Avg. Stride Length [m]	6.2	7.0	6.8	6.6	6.7	6.6



[] Ranking at each section and finish
 -:-:- No data available at this section
 NA No data available

Horse/Jockey Name	KINDRA PARK/Stacey Metcalfe
Finish Rank	12
Fastest Section Time (Section)	0:11.00 (L1000)
Top Speed [km/h] (Section)	66.4 (L1000)
Race State	Finished



Thomas Farms RC Murray Bridge SA - Professional

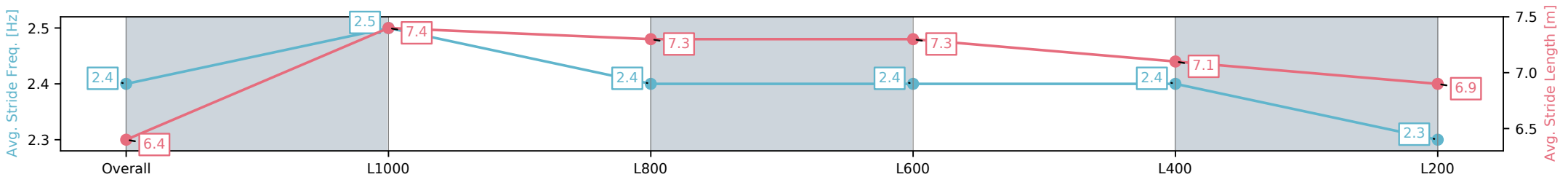
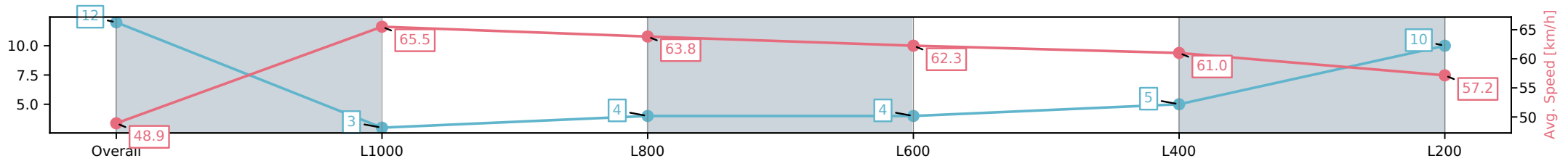
Race 4: Thomas Farms Class Two Handicap - 1200m

05 February 2025 - 3:25PM

Track Rating: Good 4, Weather: Fine, Rail Position: +6m 1200m Chute, +9m Remainder



Section	Overall	L1000	L800	L600	L400	L200
Section Times	1:13.19[12] (0:14.72)	0:58.47[3] (0:11.00)	0:47.47[4] (0:11.37)	0:36.10[4] (0:11.71)	0:24.39[5] (0:11.79)	0:12.60[10] (0:12.60)
Average Speed [km/h]	48.9	65.5	63.8	62.3	61.0	57.2
Top Speed [km/h]	64.7	65.9	66.4	63.0	63.1	58.8
Avg. Dist. to Rail [m]	1.4	1.1	2.8	2.8	3.9	4.4
Avg. Stride Freq. [Hz]	2.4	2.5	2.4	2.4	2.4	2.3
Avg. Stride Length [m]	6.4	7.4	7.3	7.3	7.1	6.9



[] Ranking at each section and finish
 -:-:- No data available at this section
 NA No data available