



RACINGSA

Thomas Farms RC Murray Bridge SA
Race 3: Spry Civil Construction Benchmark 56 Handicap - 900m
05 February 2025 - 2:51PM



Murray Bridge
Racing Club

Track Rating: Good 4, Weather: Fine, Rail Position: +6m 1200m Chute, +9m Remainder

Section Field Times table with columns: Section, Overall (0:53.35), L800 (0:44.57), L600 (0:33.69), L400 (0:22.72), L200 (0:11.65)

Main race results table with columns: Position, #, Horse/Jockey, Barrier, Top Speed [km/h], Fastest Section, First 400m, Overall, L800, L600, L400, L200, Margin, Distance Travelled From Winner [m]

- [] Position in running at each section and finish
Saddle cloth number
-:-:- No data available at this section
DNF Did not finish
NA No data available
DNT Did not track
Background shading for fastest section



RACINGSA

Thomas Farms RC Murray Bridge SA

Race 3: Spry Civil Construction Benchmark 56 Handicap - 900m

05 February 2025 - 2:51PM

Track Rating: Good 4, Weather: Fine, Rail Position: +6m 1200m Chute, +9m Remainder



Murray Bridge
Racing Club

Section	Overall	L800	L600	L400	L200
Field Times	0:53.35 (0:08.77)	0:44.57 (0:10.88)	0:33.69 (0:10.97)	0:22.72 (0:11.07)	0:11.65 (0:11.65)

Position	#	Horse/Jockey	Barrier	Top Speed [km/h]	Fastest Section	First 400m	Overall	L800	L600	L400	L200	Margin	Distance Travelled From Winner [m]
11	11	INNER SANCTUM	8	68.1	0:11.06	0:25.80	0:54.46	0:45.28 [7]	0:34.12 [8]	0:23.06 [10]	0:11.91 [12]	6.73L	+1
		Alana Livesey		800-600	600-400		(0:09.18)	(0:11.16)	(0:11.06)	(0:11.15)	(0:11.91)		
12	8	IMMORTAL SPIRIT	1	69.4	0:10.64	0:25.06	0:54.76	0:45.72 [3]	0:35.08 [2]	0:24.08 [2]	0:12.54 [6]	8.55L	-7
		Alan Lai		1000-800	800-600		(0:09.04)	(0:10.64)	(0:11.00)	(0:11.54)	(0:12.54)		

- [] Position in running at each section and finish
- #: Saddle cloth number
- :--- No data available at this section
- DNF Did not finish
- NA No data available
- DNT Did not track
- █ Background shading for fastest section

Horse/Jockey Name	MINTULEE/Isaac Sit
Finish Rank	1
Fastest Section Time (Section)	0:10.87 (L800)
Top Speed [km/h] (Section)	68.5 (Overall)
Race State	Finished



Thomas Farms RC Murray Bridge SA - Professional

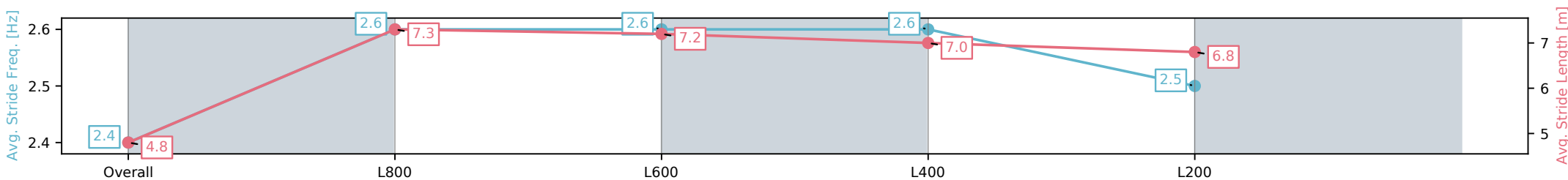
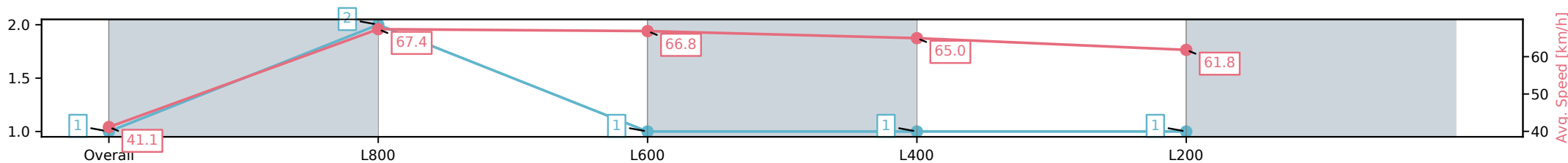
Race 3: Spry Civil Construction Benchmark 56 Handicap - 900m

05 February 2025 - 2:51PM

Track Rating: Good 4, Weather: Fine, Rail Position: +6m 1200m Chute, +9m Remainder



Section	Overall	L800	L600	L400	L200
Section Times	0:53.35[1] (0:08.78)	0:44.57[2] (0:10.87)	0:33.70[1] (0:10.97)	0:22.73[1] (0:11.07)	0:11.66[1] (0:11.66)
Average Speed [km/h]	41.1	67.4	66.8	65.0	61.8
Top Speed [km/h]	64.0	68.5	68.2	67.0	63.9
Avg. Dist. to Rail [m]	5.6	5.7	4.9	8.3	9.2
Avg. Stride Freq. [Hz]	2.4	2.6	2.6	2.6	2.5
Avg. Stride Length [m]	4.8	7.3	7.2	7.0	6.8



[] Ranking at each section and finish
 -:-:- No data available at this section
 NA No data available

Horse/Jockey Name	TALKIN' ITALIAN/Caitlyn Munro
Finish Rank	2
Fastest Section Time (Section)	0:10.87 (L600)
Top Speed [km/h] (Section)	67.3 (L800)
Race State	Finished



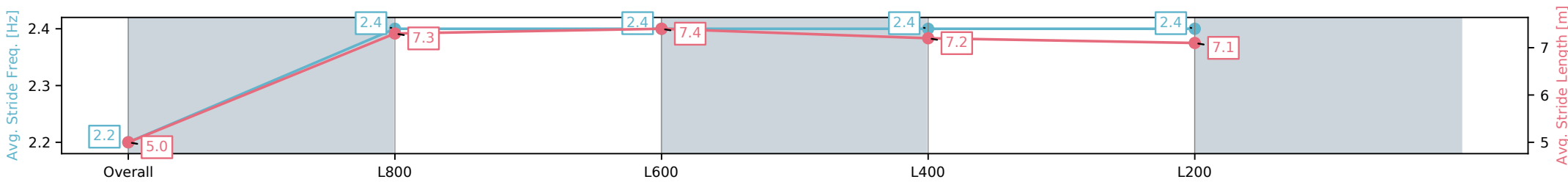
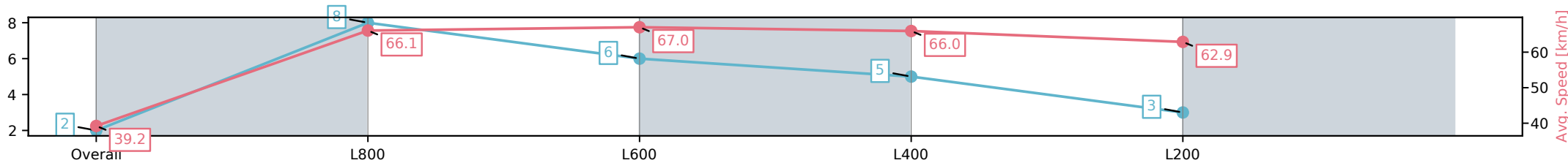
Thomas Farms RC Murray Bridge SA - Professional
 Race 3: Spry Civil Construction Benchmark 56 Handicap - 900m



05 February 2025 - 2:51PM

Track Rating: Good 4, Weather: Fine, Rail Position: +6m 1200m
 Chute, +9m Remainder

Section	Overall	L800	L600	L400	L200
Section Times	0:53.45[2] (0:09.18)	0:44.27[8] (0:11.02)	0:33.25[6] (0:10.87)	0:22.38[5] (0:10.92)	0:11.46[3] (0:11.46)
Average Speed [km/h]	39.2	66.1	67.0	66.0	62.9
Top Speed [km/h]	63.3	67.3	67.3	67.0	64.9
Avg. Dist. to Rail [m]	3.7	4.1	3.0	5.2	6.8
Avg. Stride Freq. [Hz]	2.2	2.4	2.4	2.4	2.4
Avg. Stride Length [m]	5.0	7.3	7.4	7.2	7.1



- [] Ranking at each section and finish
- :-:- No data available at this section
- NA No data available

Horse/Jockey Name	ASTROMANCER/Jake Toeroek
Finish Rank	3
Fastest Section Time (Section)	0:10.83 (L800)
Top Speed [km/h] (Section)	67.7 (Overall)
Race State	Finished



Thomas Farms RC Murray Bridge SA - Professional

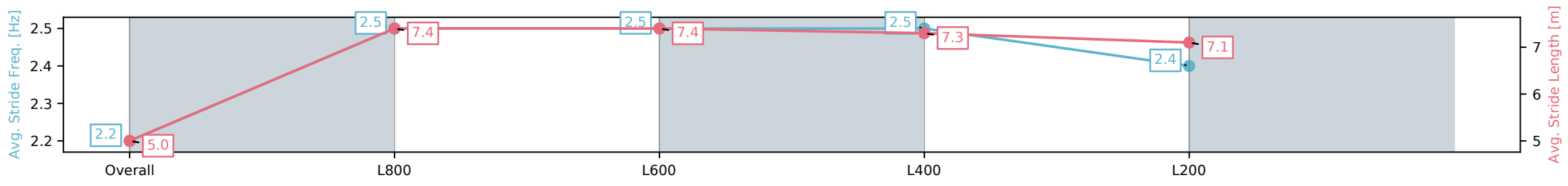
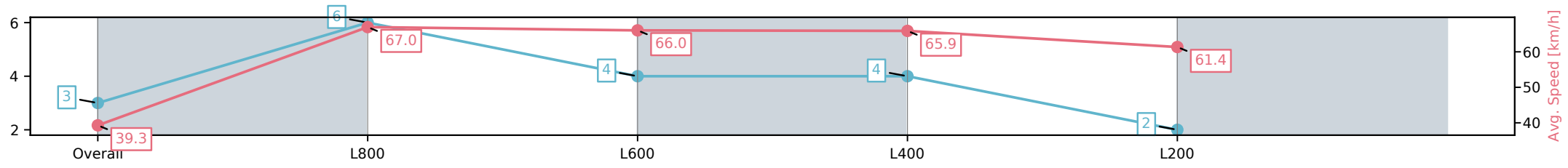
Race 3: Spry Civil Construction Benchmark 56 Handicap - 900m

05 February 2025 - 2:51PM

Track Rating: Good 4, Weather: Fine, Rail Position: +6m 1200m Chute, +9m Remainder



Section	Overall	L800	L600	L400	L200
Section Times	0:53.69[3] (0:09.18)	0:44.51[6] (0:10.83)	0:33.68[4] (0:11.00)	0:22.68[4] (0:10.94)	0:11.74[2] (0:11.74)
Average Speed [km/h]	39.3	67.0	66.0	65.9	61.4
Top Speed [km/h]	65.0	67.7	66.8	66.9	63.8
Avg. Dist. to Rail [m]	3.4	2.9	2.5	9.4	10.8
Avg. Stride Freq. [Hz]	2.2	2.5	2.5	2.5	2.4
Avg. Stride Length [m]	5.0	7.4	7.4	7.3	7.1



[] Ranking at each section and finish
 -:-:- No data available at this section
 NA No data available

Horse/Jockey Name	ARTISSI/Taylor Johnstone
Finish Rank	4
Fastest Section Time (Section)	0:10.90 (L400)
Top Speed [km/h] (Section)	68.3 (L800)
Race State	Finished



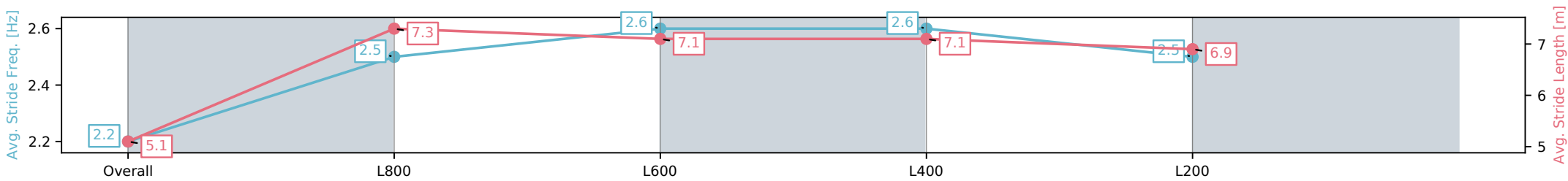
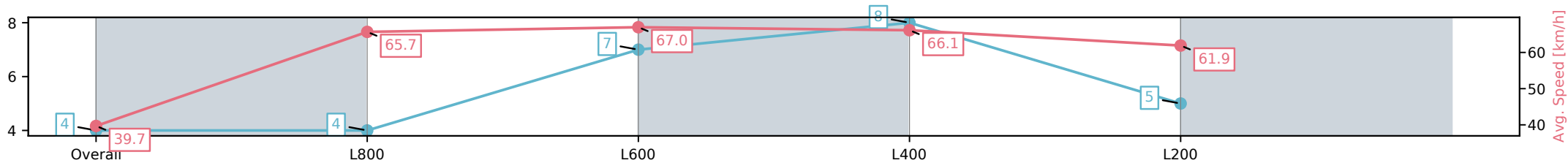
Thomas Farms RC Murray Bridge SA - Professional
Race 3: Spry Civil Construction Benchmark 56 Handicap - 900m



05 February 2025 - 2:51PM

Track Rating: Good 4, Weather: Fine, Rail Position: +6m 1200m
Chute, +9m Remainder

Section	Overall	L800	L600	L400	L200
Section Times	0:53.85[4] (0:09.10)	0:44.75[4] (0:11.21)	0:33.54[7] (0:11.01)	0:22.53[8] (0:10.90)	0:11.63[5] (0:11.63)
Average Speed [km/h]	39.7	65.7	67.0	66.1	61.9
Top Speed [km/h]	62.4	68.0	68.3	67.3	64.6
Avg. Dist. to Rail [m]	8.7	7.3	6.2	8.9	10.5
Avg. Stride Freq. [Hz]	2.2	2.5	2.6	2.6	2.5
Avg. Stride Length [m]	5.1	7.3	7.1	7.1	6.9



- [] Ranking at each section and finish
- :-:- No data available at this section
- NA No data available

Horse/Jockey Name	O'WHATAPICTURE/Stacey Metcalfe
Finish Rank	5
Fastest Section Time (Section)	0:10.86 (L400)
Top Speed [km/h] (Section)	69.3 (Overall)
Race State	Finished



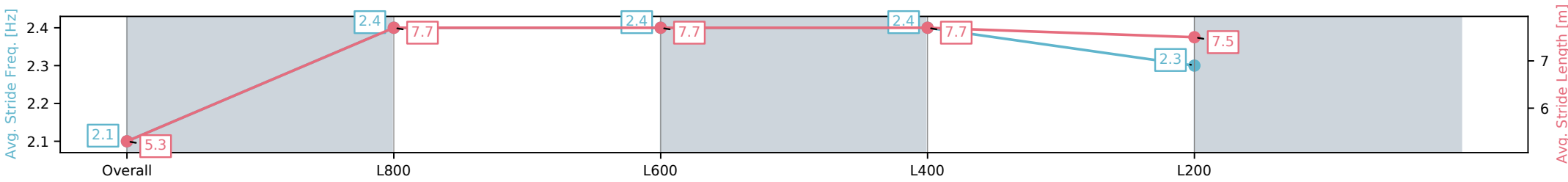
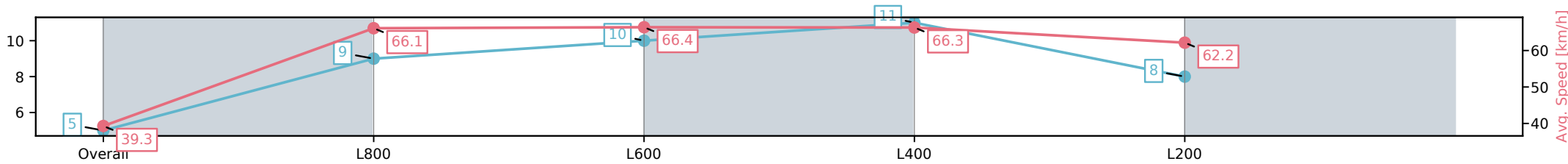
Thomas Farms RC Murray Bridge SA - Professional
 Race 3: Spry Civil Construction Benchmark 56 Handicap - 900m



05 February 2025 - 2:51PM

Track Rating: Good 4, Weather: Fine, Rail Position: +6m 1200m
 Chute, +9m Remainder

Section	Overall	L800	L600	L400	L200
Section Times	0:53.88[5] (0:09.20)	0:44.68[9] (0:11.14)	0:33.54[10] (0:11.11)	0:22.43[11] (0:10.86)	0:11.57[8] (0:11.56)
Average Speed [km/h]	39.3	66.1	66.4	66.3	62.2
Top Speed [km/h]	62.3	69.3	69.3	67.9	65.9
Avg. Dist. to Rail [m]	8.4	7.3	6.1	9.8	11.5
Avg. Stride Freq. [Hz]	2.1	2.4	2.4	2.4	2.3
Avg. Stride Length [m]	5.3	7.7	7.7	7.7	7.5



[] Ranking at each section and finish
 -:-:- No data available at this section
 NA No data available

Horse/Jockey Name	BON HOMBRE/Sophie Mitchell
Finish Rank	6
Fastest Section Time (Section)	0:10.91 (L800)
Top Speed [km/h] (Section)	68.0 (Overall)
Race State	Finished



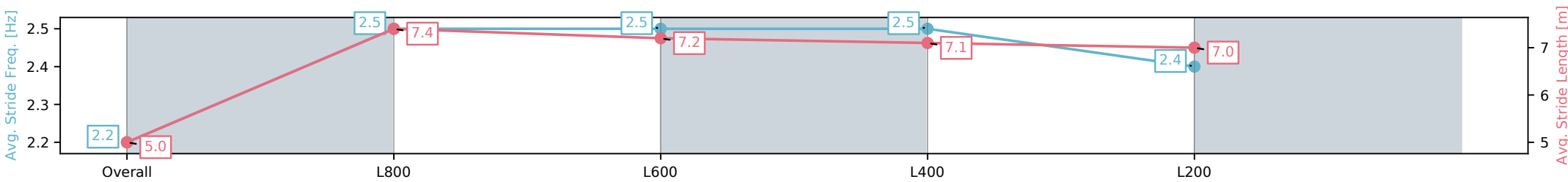
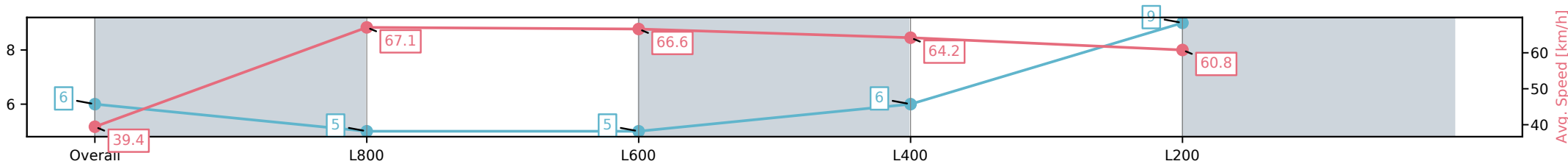
Thomas Farms RC Murray Bridge SA - Professional
 Race 3: Spry Civil Construction Benchmark 56 Handicap - 900m



05 February 2025 - 2:51PM

Track Rating: Good 4, Weather: Fine, Rail Position: +6m 1200m
 Chute, +9m Remainder

Section	Overall	L800	L600	L400	L200
Section Times	0:54.18[6] (0:09.17)	0:45.01[5] (0:10.91)	0:34.10[5] (0:11.02)	0:23.08[6] (0:11.22)	0:11.86[9] (0:11.86)
Average Speed [km/h]	39.4	67.1	66.6	64.2	60.8
Top Speed [km/h]	63.4	68.0	67.6	66.2	63.3
Avg. Dist. to Rail [m]	7.5	5.5	5.6	9.0	9.7
Avg. Stride Freq. [Hz]	2.2	2.5	2.5	2.5	2.4
Avg. Stride Length [m]	5.0	7.4	7.2	7.1	7.0



[] Ranking at each section and finish
 -:-:- No data available at this section
 NA No data available

Horse/Jockey Name	CHUCKAMICKY/Matthew Chadwick
Finish Rank	7
Fastest Section Time (Section)	0:10.95 (L600)
Top Speed [km/h] (Section)	68.3 (L800)
Race State	Finished



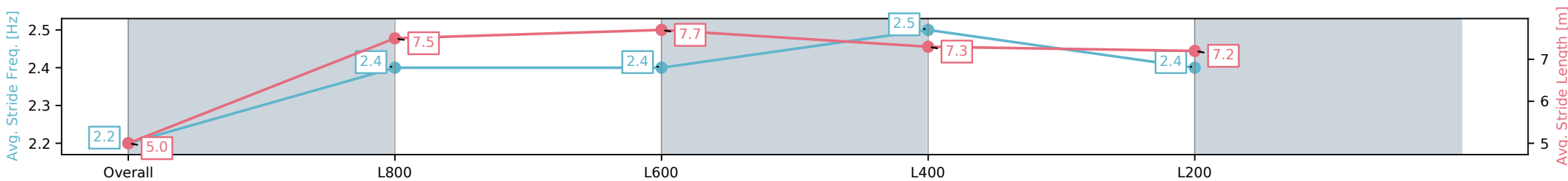
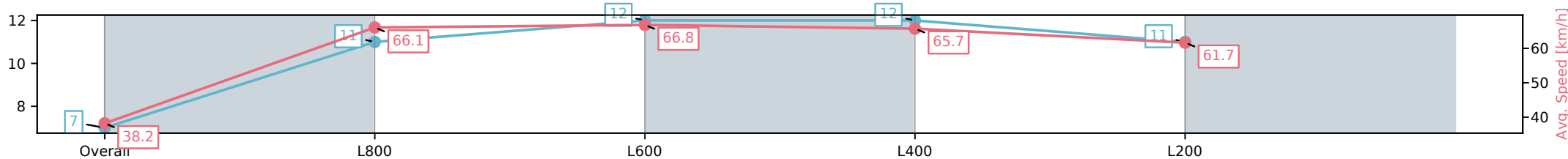
Thomas Farms RC Murray Bridge SA - Professional
 Race 3: Spry Civil Construction Benchmark 56 Handicap - 900m



05 February 2025 - 2:51PM

Track Rating: Good 4, Weather: Fine, Rail Position: +6m 1200m
 Chute, +9m Remainder

Section	Overall	L800	L600	L400	L200
Section Times	0:54.19[7] (0:09.49)	0:44.70[11] (0:11.09)	0:33.61[12] (0:10.95)	0:22.66[12] (0:10.95)	0:11.71[11] (0:11.71)
Average Speed [km/h]	38.2	66.1	66.8	65.7	61.7
Top Speed [km/h]	62.7	67.6	68.3	66.4	64.9
Avg. Dist. to Rail [m]	9.0	5.9	4.1	9.8	12.9
Avg. Stride Freq. [Hz]	2.2	2.4	2.4	2.5	2.4
Avg. Stride Length [m]	5.0	7.5	7.7	7.3	7.2



[] Ranking at each section and finish
 -:-:- No data available at this section
 NA No data available

Horse/Jockey Name	MISS DIAMANTINA/Rochelle Milnes
Finish Rank	8
Fastest Section Time (Section)	0:10.91 (L600)
Top Speed [km/h] (Section)	67.3 (L600)
Race State	Finished



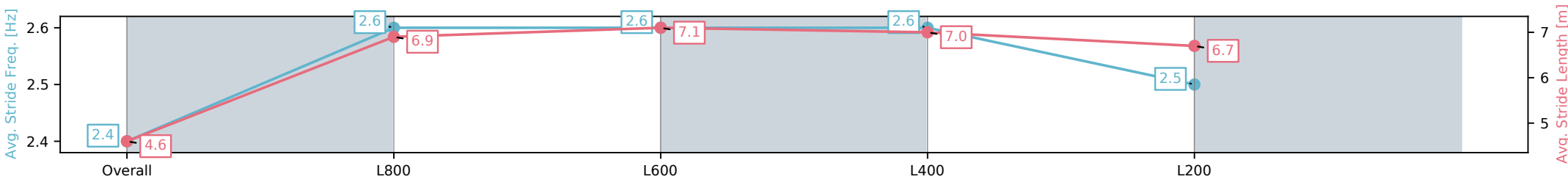
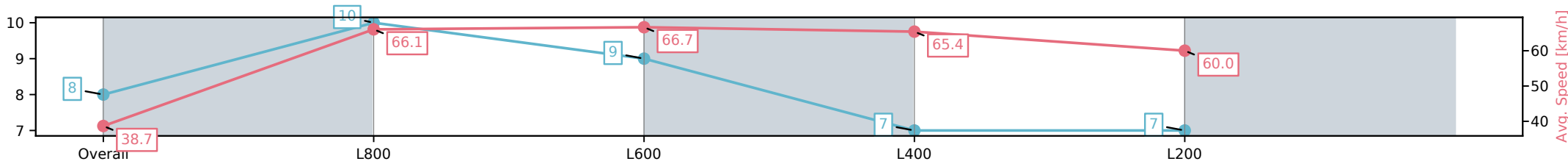
Thomas Farms RC Murray Bridge SA - Professional
 Race 3: Spry Civil Construction Benchmark 56 Handicap - 900m



05 February 2025 - 2:51PM

Track Rating: Good 4, Weather: Fine, Rail Position: +6m 1200m
 Chute, +9m Remainder

Section	Overall	L800	L600	L400	L200
Section Times	0:54.26[8] (0:09.32)	0:44.94[10] (0:11.02)	0:33.92[9] (0:10.91)	0:23.01[7] (0:11.01)	0:12.00[7] (0:12.00)
Average Speed [km/h]	38.7	66.1	66.7	65.4	60.0
Top Speed [km/h]	62.7	67.2	67.3	67.3	63.6
Avg. Dist. to Rail [m]	3.8	3.8	2.9	6.8	7.3
Avg. Stride Freq. [Hz]	2.4	2.6	2.6	2.6	2.5
Avg. Stride Length [m]	4.6	6.9	7.1	7.0	6.7



[] Ranking at each section and finish
 -:-:- No data available at this section
 NA No data available

Horse/Jockey Name	CROWN MOSHE/Zoe Lloyd
Finish Rank	9
Fastest Section Time (Section)	0:10.83 (L600)
Top Speed [km/h] (Section)	67.9 (L800)
Race State	Finished



Thomas Farms RC Murray Bridge SA - Professional

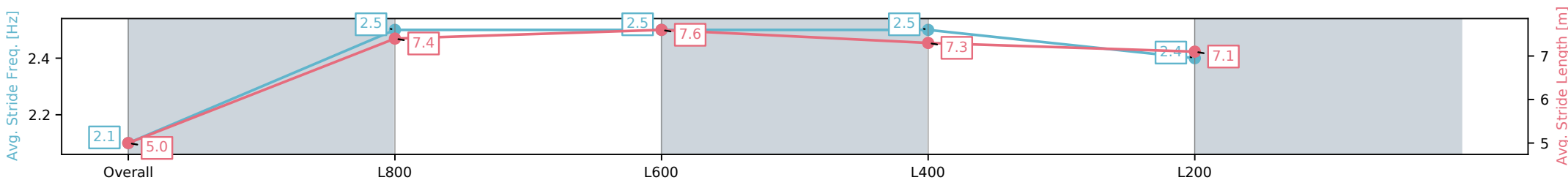
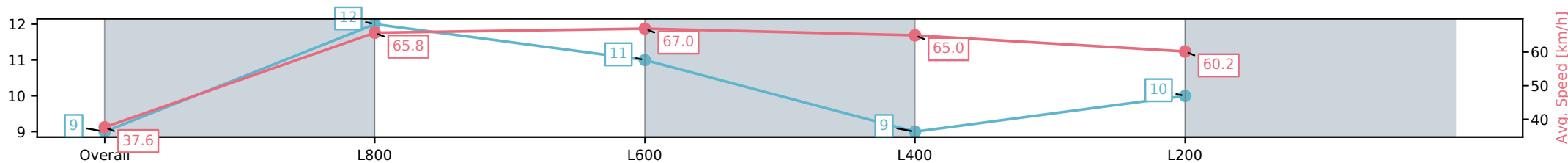
Race 3: Spry Civil Construction Benchmark 56 Handicap - 900m

05 February 2025 - 2:51PM

Track Rating: Good 4, Weather: Fine, Rail Position: +6m 1200m Chute, +9m Remainder



Section	Overall	L800	L600	L400	L200
Section Times	0:54.41[9] (0:09.62)	0:44.79[12] (0:10.94)	0:33.85[11] (0:10.83)	0:23.02[9] (0:11.07)	0:11.95[10] (0:11.95)
Average Speed [km/h]	37.6	65.8	67.0	65.0	60.2
Top Speed [km/h]	63.3	66.6	67.9	67.6	63.4
Avg. Dist. to Rail [m]	3.0	1.5	2.2	6.2	5.5
Avg. Stride Freq. [Hz]	2.1	2.5	2.5	2.5	2.4
Avg. Stride Length [m]	5.0	7.4	7.6	7.3	7.1



- [] Ranking at each section and finish
- :-:- No data available at this section
- NA No data available

Horse/Jockey Name	GAME COVE/Ben Price
Finish Rank	10
Fastest Section Time (Section)	0:10.94 (L800)
Top Speed [km/h] (Section)	67.4 (Overall)
Race State	Finished



Thomas Farms RC Murray Bridge SA - Professional

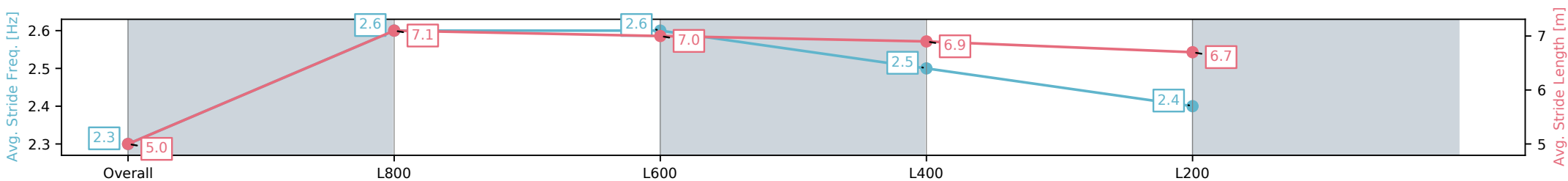
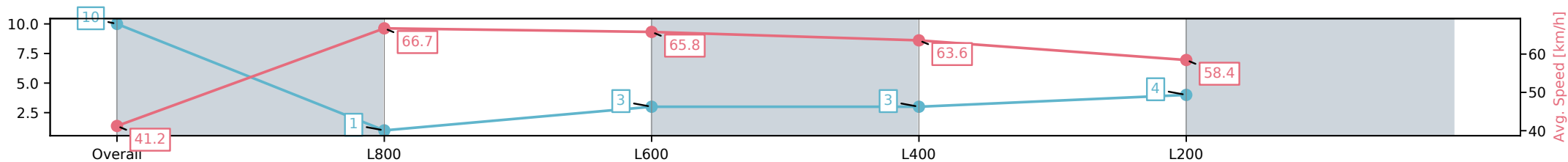
Race 3: Spry Civil Construction Benchmark 56 Handicap - 900m

05 February 2025 - 2:51PM

Track Rating: Good 4, Weather: Fine, Rail Position: +6m 1200m Chute, +9m Remainder



Section	Overall	L800	L600	L400	L200
Section Times	0:54.44[10] (0:08.77)	0:45.67[1] (0:10.94)	0:34.73[3] (0:11.09)	0:23.64[3] (0:11.31)	0:12.33[4] (0:12.33)
Average Speed [km/h]	41.2	66.7	65.8	63.6	58.4
Top Speed [km/h]	64.3	67.4	67.3	65.5	61.9
Avg. Dist. to Rail [m]	4.4	4.5	3.3	6.2	7.0
Avg. Stride Freq. [Hz]	2.3	2.6	2.6	2.5	2.4
Avg. Stride Length [m]	5.0	7.1	7.0	6.9	6.7



- [] Ranking at each section and finish
- :-:- No data available at this section
- NA No data available

Horse/Jockey Name	INNER SANCTUM/Alana Livesey
Finish Rank	11
Fastest Section Time (Section)	0:11.06 (L600)
Top Speed [km/h] (Section)	68.1 (L800)
Race State	Finished



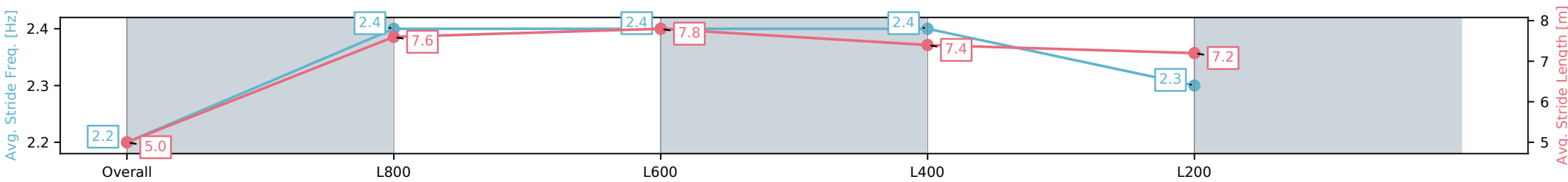
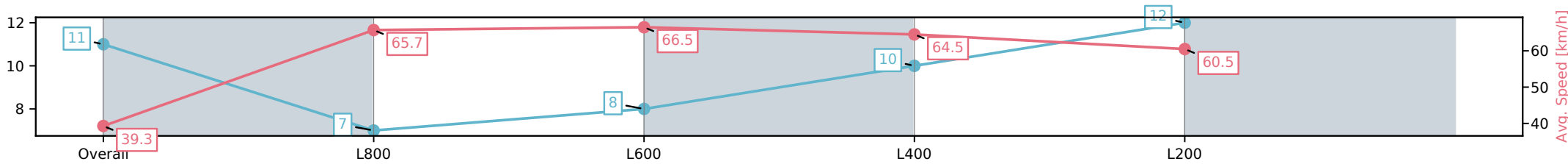
Thomas Farms RC Murray Bridge SA - Professional
 Race 3: Spry Civil Construction Benchmark 56 Handicap - 900m



05 February 2025 - 2:51PM

Track Rating: Good 4, Weather: Fine, Rail Position: +6m 1200m Chute, +9m Remainder

Section	Overall	L800	L600	L400	L200
Section Times	0:54.46[11] (0:09.18)	0:45.28[7] (0:11.16)	0:34.12[8] (0:11.06)	0:23.06[10] (0:11.15)	0:11.91[12] (0:11.91)
Average Speed [km/h]	39.3	65.7	66.5	64.5	60.5
Top Speed [km/h]	62.6	68.0	68.1	65.5	63.0
Avg. Dist. to Rail [m]	6.6	6.0	5.3	10.1	12.0
Avg. Stride Freq. [Hz]	2.2	2.4	2.4	2.4	2.3
Avg. Stride Length [m]	5.0	7.6	7.8	7.4	7.2



[] Ranking at each section and finish
 -:-:- No data available at this section
 NA No data available

Horse/Jockey Name	IMMORTAL SPIRIT/Alan Lai
Finish Rank	12
Fastest Section Time (Section)	0:10.64 (L800)
Top Speed [km/h] (Section)	69.4 (Overall)
Race State	Finished



Thomas Farms RC Murray Bridge SA - Professional

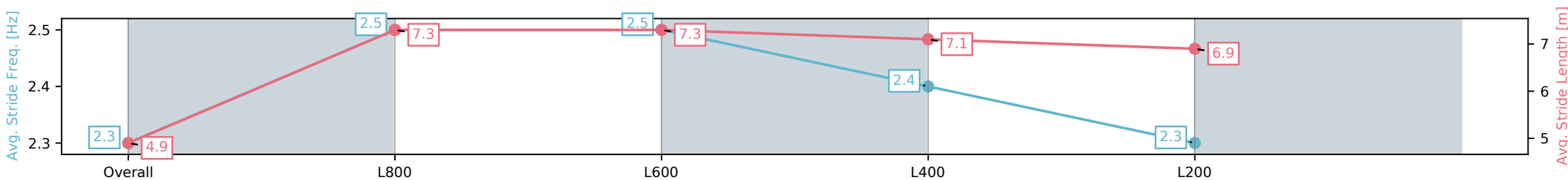
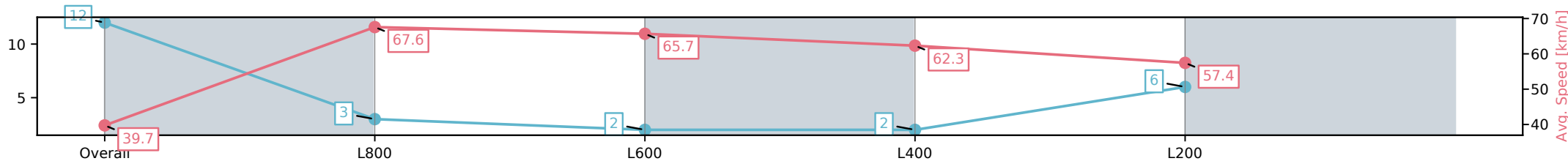
Race 3: Spry Civil Construction Benchmark 56 Handicap - 900m

05 February 2025 - 2:51PM

Track Rating: Good 4, Weather: Fine, Rail Position: +6m 1200m Chute, +9m Remainder



Section	Overall	L800	L600	L400	L200
Section Times	0:54.76[12] (0:09.04)	0:45.72[3] (0:10.64)	0:35.08[2] (0:11.00)	0:24.08[2] (0:11.54)	0:12.54[6] (0:12.54)
Average Speed [km/h]	39.7	67.6	65.7	62.3	57.4
Top Speed [km/h]	66.2	69.4	67.0	64.6	60.4
Avg. Dist. to Rail [m]	5.9	0.5	1.5	4.0	3.9
Avg. Stride Freq. [Hz]	2.3	2.5	2.5	2.4	2.3
Avg. Stride Length [m]	4.9	7.3	7.3	7.1	6.9



- [] Ranking at each section and finish
- :-:- No data available at this section
- NA No data available