



RACINGSA

Thomas Farms RC Murray Bridge SA

Race 2: Magic Millions SA Raceday - 8th March Maiden Plate - 1400m

05 February 2025 - 2:17PM

Track Rating: Good 4, Weather: Fine, Rail Position: +6m 1200m Chute, +9m Remainder



Murray Bridge
Racing Club

Section Field Times							Overall	L1200	L1000	L800	L600	L400		
							1:25.65 (0:14.93)	1:10.72 (0:10.88)	0:59.84 (0:11.57)	0:48.26 (0:11.86)	0:36.40 (0:12.04)	0:24.35 (0:11.97)		
Position	#	Horse/Jockey	Barrier	Top Speed [km/h]	Fastest Section	First 400m								Distance Travelled From Winner [m]
1	4	THE BACK PAGE Ben Price	6	68.2 1400-1200	0:11.08 1200-1000	0:26.89	1:25.65 (0:15.81)	1:09.84 [11] (0:11.08)	0:58.76 [10] (0:11.69)	0:47.07 [10] (0:11.85)	0:35.22 [10] (0:11.74)	0:23.48 [7] (0:11.39)		
2	7	FUTURE COMMAND Manoel Nunes	12	68.7 1400-1200	0:10.90 1200-1000	0:26.40	1:25.82 (0:15.50)	1:10.32 [8] (0:10.90)	0:59.42 [6] (0:11.72)	0:47.70 [6] (0:11.98)	0:35.72 [6] (0:11.93)	0:23.79 [5] (0:11.55)		-1
3	1	COLLATED Jacob Opperman	13	68.9 1400-1200	0:10.96 1200-1000	0:25.89	1:26.14 (0:14.93)	1:11.21 [2] (0:10.96)	1:00.25 [2] (0:11.49)	0:48.76 [1] (0:11.87)	0:36.89 [1] (0:12.04)	0:24.85 [1] (0:11.97)		-14
4	13	SO GRAND Rochelle Milnes	8	66.6 1400-1200	0:11.16 1200-1000	0:26.64	1:26.25 (0:15.48)	1:10.77 [7] (0:11.16)	0:59.61 [9] (0:11.69)	0:47.92 [9] (0:12.10)	0:35.82 [9] (0:11.75)	0:24.07 [8] (0:11.68)		-4
5	14	SPLASH OF WHITE Jessica Tzaferis	10	67.1 1400-1200	0:10.99 1200-1000	0:26.01	1:26.37 (0:15.02)	1:11.35 [3] (0:10.99)	1:00.36 [3] (0:11.53)	0:48.83 [3] (0:12.07)	0:36.76 [3] (0:12.03)	0:24.73 [3] (0:11.99)		-4
6	9	LITTLE ROCKET Margaret Collett	2	65.6 1400-1200	0:11.20 1200-1000	0:26.96	1:26.77 (0:15.76)	1:11.01 [10] (0:11.20)	0:59.81 [11] (0:11.76)	0:48.05 [11] (0:11.82)	0:36.23 [11] (0:11.84)	0:24.39 [10] (0:12.00)		-6
7	12	ZARUBINA Brooke King	4	65.8 1400-1200	0:11.15 1200-1000	0:27.17	1:26.81 (0:16.02)	1:10.79 [13] (0:11.15)	0:59.64 [12] (0:11.71)	0:47.93 [12] (0:11.85)	0:36.08 [12] (0:11.70)	0:24.38 [11] (0:11.75)		+1
8	5	ALL TOO TRUE Jake Toeroek	11	66.5 1400-1200	0:11.07 1200-1000	0:26.39	1:27.03 (0:15.32)	1:11.71 [5] (0:11.07)	1:00.64 [5] (0:11.56)	0:49.07 [5] (0:11.80)	0:37.27 [4] (0:12.06)	0:25.21 [4] (0:12.14)		-7
9	11	SOFTLY BLACK Stacey Metcalfe	5	65.9 1400-1200	0:11.13 1200-1000	0:26.56	1:27.11 (0:15.44)	1:11.67 [6] (0:11.13)	1:00.54 [7] (0:11.61)	0:48.93 [7] (0:11.93)	0:37.00 [7] (0:12.02)	0:24.98 [6] (0:12.08)		-7
10	2	KAILEE'S BOY Justin Potter	7	65.6 1400-1200	0:11.16 1200-1000	0:27.41	1:27.18 (0:16.25)	1:10.93 [14] (0:11.16)	0:59.77 [14] (0:11.71)	0:48.06 [13] (0:11.89)	0:36.17 [14] (0:11.86)	0:24.31 [14] (0:11.88)		-7

Scratched: Hamner Springs (#8), Stargent (#15), Testa Dura (#17)

Report Created: Wed 05 February 2025 15:42:20 GMT+11 (Note: Timing is based on positional data)

- [] Position in running at each section and finish
- #: Saddle cloth number
- :--:-- No data available at this section
- DNF Did not finish
- NA No data available
- DNT Did not track
- █ Background shading for fastest section



RACINGSA

Thomas Farms RC Murray Bridge SA
Race 2: Magic Millions SA Raceday - 8th March Maiden Plate - 1400m
05 February 2025 - 2:17PM



Murray Bridge
Racing Club

Track Rating: Good 4, Weather: Fine, Rail Position: +6m 1200m Chute, +9m Remainder

Table with columns: Section, Field Times, Position, #, Horse/Jockey, Barrier, Top Speed [km/h], Fastest Section, First 400m, Overall, L1200, L1000, L800, L600, L400, Distance Travelled From Winner [m]. Rows include STAR GLADIATOR, THIAGO, CASBOURG, and LIGHT AND TANGY.

Scratched: Hamner Springs (#8), Stargent (#15), Testa Dura (#17)

- [] Position in running at each section and finish
Saddle cloth number
-:-:- No data available at this section
DNF Did not finish
NA No data available
DNT Did not track
Background shading for fastest section



RACINGSA

Thomas Farms RC Murray Bridge SA

Race 2: Magic Millions SA Raceday - 8th March Maiden Plate - 1400m

05 February 2025 - 2:17PM

Track Rating: Good 4, Weather: Fine, Rail Position: +6m 1200m Chute, +9m Remainder



Murray Bridge
Racing Club

Section Field Times

L200
0:12.38
(0:12.38)

Position	#	Horse/Jockey	Barrier	Top Speed [km/h]	Fastest Section	First 400m	Margin						Distance Travelled From Winner [m]
1	4	THE BACK PAGE Ben Price	6	68.2 1400-1200	0:11.08 1200-1000	0:26.89	0:12.09 [2] (0:12.09)	1:25.65					
2	7	FUTURE COMMAND Manoel Nunes	12	68.7 1400-1200	0:10.90 1200-1000	0:26.40	0:12.24 [3] (0:12.24)	1.1L					-1
3	1	COLLATED Jacob Opperman	13	68.9 1400-1200	0:10.96 1200-1000	0:25.89	0:12.88 [1] (0:12.88)	3.12L					-14
4	13	SO GRAND Rochelle Milnes	8	66.6 1400-1200	0:11.16 1200-1000	0:26.64	0:12.39 [5] (0:12.39)	3.76L					-4
5	14	SPLASH OF WHITE Jessica Tzaferis	10	67.1 1400-1200	0:10.99 1200-1000	0:26.01	0:12.74 [4] (0:12.74)	4.55L					-4
6	9	LITTLE ROCKET Margaret Collett	2	65.6 1400-1200	0:11.20 1200-1000	0:26.96	0:12.39 [10] (0:12.39)	7.05L					-6
7	12	ZARUBINA Brooke King	4	65.8 1400-1200	0:11.15 1200-1000	0:27.17	0:12.63 [8] (0:12.63)	7.32L					+1
8	5	ALL TOO TRUE Jake Toeroek	11	66.5 1400-1200	0:11.07 1200-1000	0:26.39	0:13.07 [7] (0:13.07)	8.68L					-7
9	11	SOFTLY BLACK Stacey Metcalfe	5	65.9 1400-1200	0:11.13 1200-1000	0:26.56	0:12.90 [9] (0:12.90)	9.19L					-7
10	2	KAILEE'S BOY Justin Potter	7	65.6 1400-1200	0:11.16 1200-1000	0:27.41	0:12.43 [11] (0:12.43)	9.66L					-7

Scratched: Hamner Springs (#8), Stargent (#15), Testa Dura (#17)

- [] Position in running at each section and finish
- #: Saddle cloth number
- :-:-- No data available at this section
- DNF Did not finish
- NA No data available
- DNT Did not track
- █ Background shading for fastest section



RACINGSA

Thomas Farms RC Murray Bridge SA

Race 2: Magic Millions SA Raceday - 8th March Maiden Plate - 1400m

05 February 2025 - 2:17PM

Track Rating: Good 4, Weather: Fine, Rail Position: +6m 1200m Chute, +9m Remainder



Murray Bridge
Racing Club

Section

Field Times

L200

0:12.38

(0:12.38)

Position	#	Horse/Jockey	Barrier	Top Speed [km/h]	Fastest Section	First 400m	Margin							Distance Travelled From Winner [m]
11	10	STAR GLADIATOR Jason Holder	9	66.2 1400-1200	0:11.02 1200-1000	0:26.26	0:13.51 [6] (0:13.51)	11.04L						-10
12	16	THIAGO Matthew Chadwick	3	66.9 1400-1200	0:11.37 1200-1000	0:27.28	0:13.05 [12] (0:13.05)	14.68L						-4
13	6	CASBOURG Alana Livesey	1	67.1 1400-1200	0:10.99 1200-1000	0:26.57	0:13.17 [13] (0:13.17)	15.45L						-9
14	3	LIGHT AND TANGY Taylor Johnstone	14	68.7 1400-1200	0:10.88 1200-1000	0:25.80	0:15.61 [14] (0:15.61)	36.72L						-3

Scratched: Hamner Springs (#8), Stargent (#15), Testa Dura (#17)

- [] Position in running at each section and finish
- [-:-:-] No data available at this section
- NA No data available
- █ Background shading for fastest section
- # Saddle cloth number
- DNF Did not finish
- DNT Did not track

Horse/Jockey Name	THE BACK PAGE/Ben Price
Finish Rank	1
Fastest Section Time (Section)	0:11.08 (L1200)
Top Speed [km/h] (Section)	68.2 (Overall)
Race State	Finished



Thomas Farms RC Murray Bridge SA - Professional

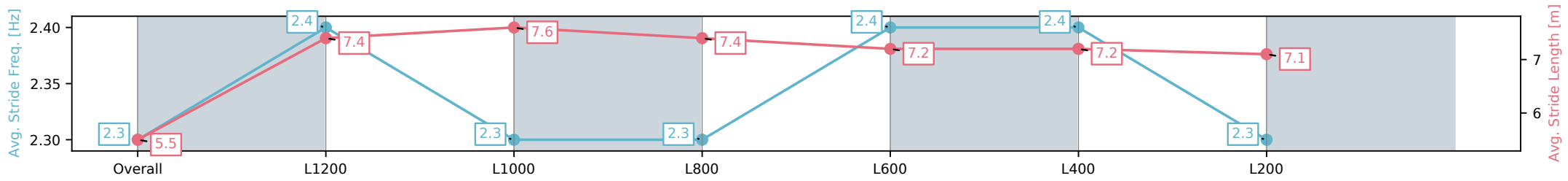
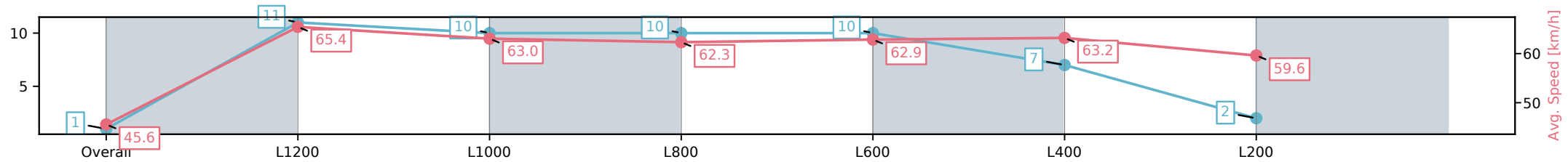
Race 2: Magic Millions SA Raceday - 8th March Maiden Plate - 1400m

05 February 2025 - 2:17PM

Track Rating: Good 4, Weather: Fine, Rail Position: +6m 1200m Chute, +9m Remainder



Section	Overall	L1200	L1000	L800	L600	L400	L200
Section Times	1:25.65[1] (0:15.81)	1:09.84[11] (0:11.08)	0:58.76[10] (0:11.69)	0:47.07[10] (0:11.85)	0:35.22[10] (0:11.74)	0:23.48[7] (0:11.39)	0:12.09[2] (0:12.09)
Average Speed [km/h]	45.6	65.4	63.0	62.3	62.9	63.2	59.6
Top Speed [km/h]	65.8	68.2	64.1	64.9	64.4	64.3	62.4
Avg. Dist. to Rail [m]	8.3	5.8	4.8	5.0	6.2	9.9	9.4
Avg. Stride Freq. [Hz]	2.3	2.4	2.3	2.3	2.4	2.4	2.3
Avg. Stride Length [m]	5.5	7.4	7.6	7.4	7.2	7.2	7.1



[] Ranking at each section and finish
 -:-:- No data available at this section
 NA No data available

Horse/Jockey Name	FUTURE COMMAND/Manoel Nunes
Finish Rank	2
Fastest Section Time (Section)	0:10.90 (L1200)
Top Speed [km/h] (Section)	68.7 (Overall)
Race State	Finished



Thomas Farms RC Murray Bridge SA - Professional

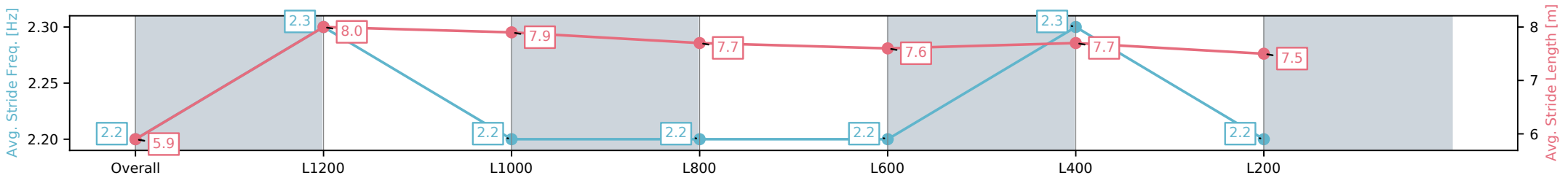
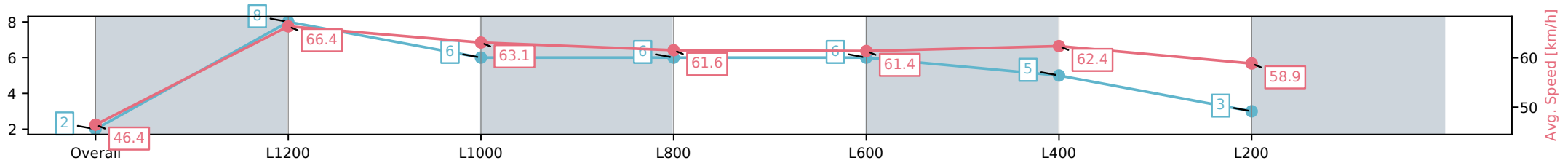
Race 2: Magic Millions SA Raceday - 8th March Maiden Plate - 1400m

05 February 2025 - 2:17PM

Track Rating: Good 4, Weather: Fine, Rail Position: +6m 1200m Chute, +9m Remainder



Section	Overall	L1200	L1000	L800	L600	L400	L200
Section Times	1:25.82[2] (0:15.50)	1:10.32[8] (0:10.90)	0:59.42[6] (0:11.72)	0:47.70[6] (0:11.98)	0:35.72[6] (0:11.93)	0:23.79[5] (0:11.55)	0:12.24[3] (0:12.24)
Average Speed [km/h]	46.4	66.4	63.1	61.6	61.4	62.4	58.9
Top Speed [km/h]	66.3	68.7	64.5	62.5	63.4	63.9	61.0
Avg. Dist. to Rail [m]	10.0	4.4	5.4	4.9	4.1	7.5	6.8
Avg. Stride Freq. [Hz]	2.2	2.3	2.2	2.2	2.2	2.3	2.2
Avg. Stride Length [m]	5.9	8.0	7.9	7.7	7.6	7.7	7.5



- [] Ranking at each section and finish
- :-:- No data available at this section
- NA No data available

Horse/Jockey Name	COLLATED/Jacob Opperman
Finish Rank	3
Fastest Section Time (Section)	0:10.96 (L1200)
Top Speed [km/h] (Section)	68.9 (Overall)
Race State	Finished



Thomas Farms RC Murray Bridge SA - Professional

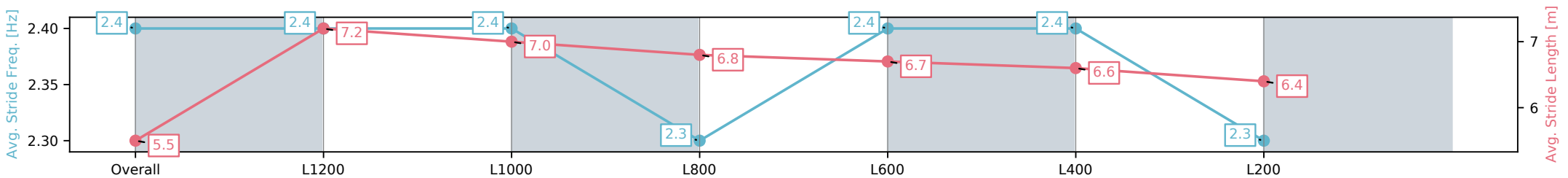
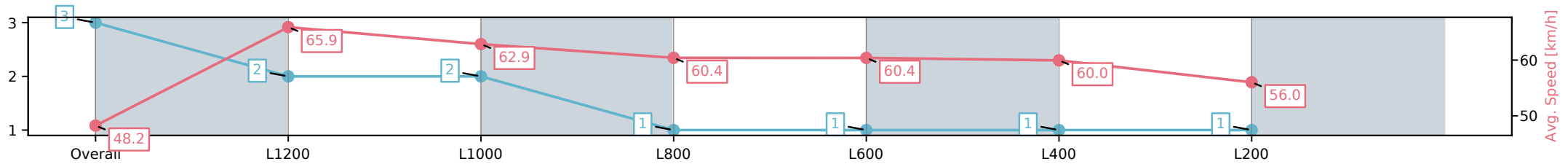
Race 2: Magic Millions SA Raceday - 8th March Maiden Plate - 1400m

05 February 2025 - 2:17PM

Track Rating: Good 4, Weather: Fine, Rail Position: +6m 1200m Chute, +9m Remainder



Section	Overall	L1200	L1000	L800	L600	L400	L200
Section Times	1:26.14[3] (0:14.93)	1:11.21[2] (0:10.96)	1:00.25[2] (0:11.49)	0:48.76[1] (0:11.87)	0:36.89[1] (0:12.04)	0:24.85[1] (0:11.97)	0:12.88[1] (0:12.88)
Average Speed [km/h]	48.2	65.9	62.9	60.4	60.4	60.0	56.0
Top Speed [km/h]	68.9	67.7	64.2	62.0	61.1	61.9	58.7
Avg. Dist. to Rail [m]	11.3	1.9	0.6	0.2	1.8	3.9	6.7
Avg. Stride Freq. [Hz]	2.4	2.4	2.4	2.3	2.4	2.4	2.3
Avg. Stride Length [m]	5.5	7.2	7.0	6.8	6.7	6.6	6.4



- [] Ranking at each section and finish
- :-:- No data available at this section
- NA No data available

Horse/Jockey Name	SO GRAND/Rochelle Milnes
Finish Rank	4
Fastest Section Time (Section)	0:11.16 (L1200)
Top Speed [km/h] (Section)	66.6 (Overall)
Race State	Finished



Thomas Farms RC Murray Bridge SA - Professional

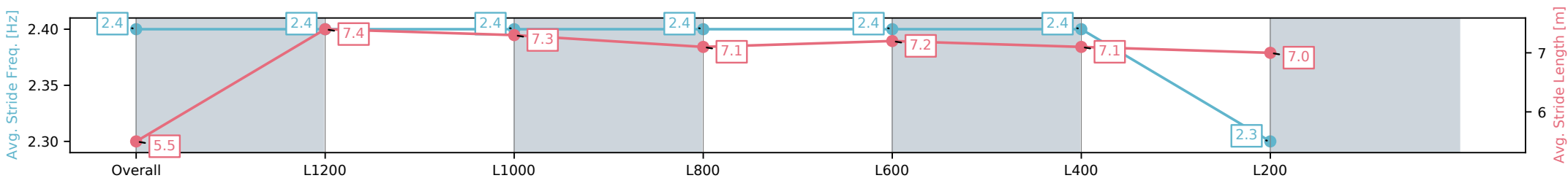
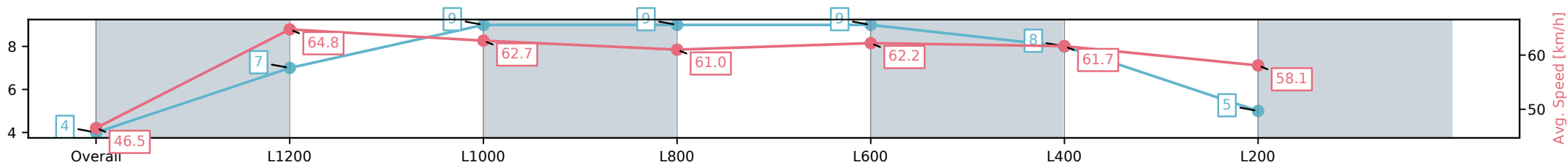
Race 2: Magic Millions SA Raceday - 8th March Maiden Plate - 1400m

05 February 2025 - 2:17PM

Track Rating: Good 4, Weather: Fine, Rail Position: +6m 1200m Chute, +9m Remainder



Section	Overall	L1200	L1000	L800	L600	L400	L200
Section Times	1:26.25[4] (0:15.48)	1:10.77[7] (0:11.16)	0:59.61[9] (0:11.69)	0:47.92[9] (0:12.10)	0:35.82[9] (0:11.75)	0:24.07[8] (0:11.68)	0:12.39[5] (0:12.39)
Average Speed [km/h]	46.5	64.8	62.7	61.0	62.2	61.7	58.1
Top Speed [km/h]	66.5	66.6	63.5	62.2	63.8	63.8	59.9
Avg. Dist. to Rail [m]	8.4	3.1	3.4	5.0	3.8	5.6	7.3
Avg. Stride Freq. [Hz]	2.4	2.4	2.4	2.4	2.4	2.4	2.3
Avg. Stride Length [m]	5.5	7.4	7.3	7.1	7.2	7.1	7.0



- [] Ranking at each section and finish
- :-:- No data available at this section
- NA No data available

Horse/Jockey Name	SPLASH OF WHITE/Jessica Tzaferis
Finish Rank	5
Fastest Section Time (Section)	0:10.99 (L1200)
Top Speed [km/h] (Section)	67.1 (Overall)
Race State	Finished



Thomas Farms RC Murray Bridge SA - Professional

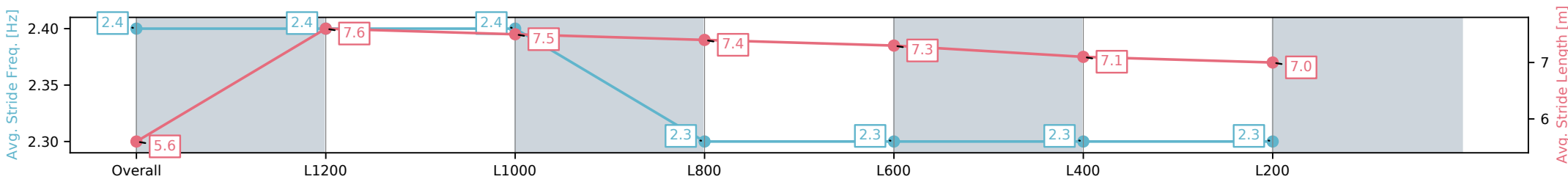
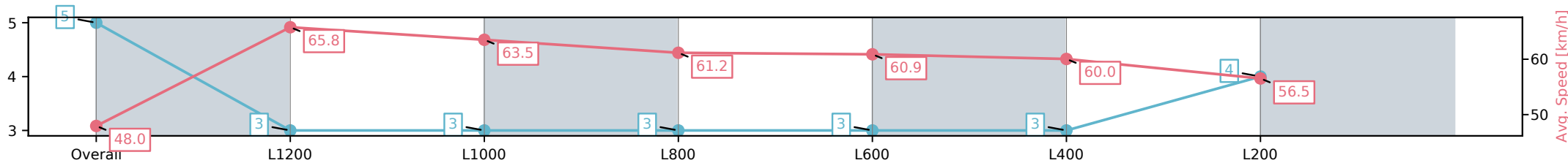
Race 2: Magic Millions SA Raceday - 8th March Maiden Plate - 1400m

05 February 2025 - 2:17PM

Track Rating: Good 4, Weather: Fine, Rail Position: +6m 1200m Chute, +9m Remainder



Section	Overall	L1200	L1000	L800	L600	L400	L200
Section Times	1:26.37[5] (0:15.02)	1:11.35[3] (0:10.99)	1:00.36[3] (0:11.53)	0:48.83[3] (0:12.07)	0:36.76[3] (0:12.03)	0:24.73[3] (0:11.99)	0:12.74[4] (0:12.74)
Average Speed [km/h]	48.0	65.8	63.5	61.2	60.9	60.0	56.5
Top Speed [km/h]	67.0	67.1	65.1	62.3	61.7	62.2	58.4
Avg. Dist. to Rail [m]	9.7	2.1	3.6	4.9	4.6	6.8	6.3
Avg. Stride Freq. [Hz]	2.4	2.4	2.4	2.3	2.3	2.3	2.3
Avg. Stride Length [m]	5.6	7.6	7.5	7.4	7.3	7.1	7.0



[] Ranking at each section and finish
 -:-:- No data available at this section
 NA No data available

Horse/Jockey Name	LITTLE ROCKET/Margaret Collett
Finish Rank	6
Fastest Section Time (Section)	0:11.20 (L1200)
Top Speed [km/h] (Section)	65.6 (Overall)
Race State	Finished



Thomas Farms RC Murray Bridge SA - Professional

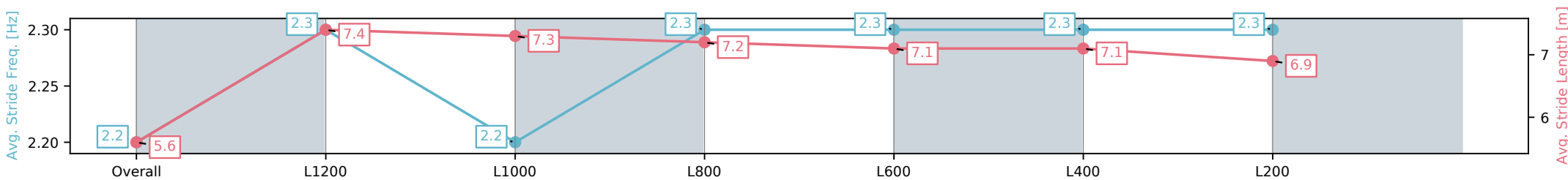
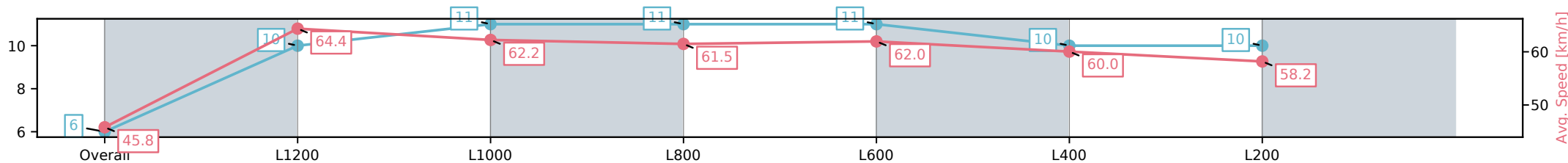
Race 2: Magic Millions SA Raceday - 8th March Maiden Plate - 1400m

05 February 2025 - 2:17PM

Track Rating: Good 4, Weather: Fine, Rail Position: +6m 1200m Chute, +9m Remainder



Section	Overall	L1200	L1000	L800	L600	L400	L200
Section Times	1:26.77[6] (0:15.76)	1:11.01[10] (0:11.20)	0:59.81[11] (0:11.76)	0:48.05[11] (0:11.82)	0:36.23[11] (0:11.84)	0:24.39[10] (0:12.00)	0:12.39[10] (0:12.39)
Average Speed [km/h]	45.8	64.4	62.2	61.5	62.0	60.0	58.2
Top Speed [km/h]	65.6	65.6	63.2	62.1	62.9	61.8	60.0
Avg. Dist. to Rail [m]	5.9	3.1	2.6	2.2	5.0	10.6	13.9
Avg. Stride Freq. [Hz]	2.2	2.3	2.2	2.3	2.3	2.3	2.3
Avg. Stride Length [m]	5.6	7.4	7.3	7.2	7.1	7.1	6.9



[] Ranking at each section and finish
 -:-:- No data available at this section
 NA No data available

Horse/Jockey Name	ZARUBINA/Brooke King
Finish Rank	7
Fastest Section Time (Section)	0:11.15 (L1200)
Top Speed [km/h] (Section)	65.8 (Overall)
Race State	Finished



Thomas Farms RC Murray Bridge SA - Professional

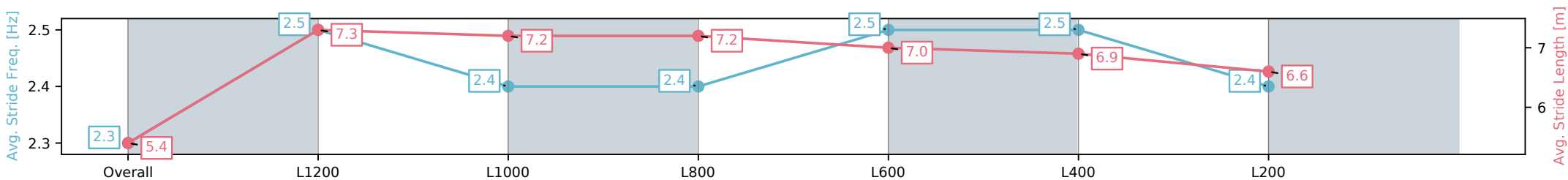
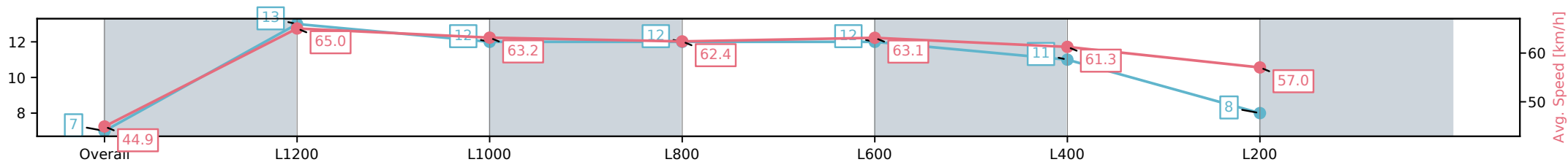
Race 2: Magic Millions SA Raceday - 8th March Maiden Plate - 1400m

05 February 2025 - 2:17PM

Track Rating: Good 4, Weather: Fine, Rail Position: +6m 1200m Chute, +9m Remainder



Section	Overall	L1200	L1000	L800	L600	L400	L200
Section Times	1:26.81[7] (0:16.02)	1:10.79[13] (0:11.15)	0:59.64[12] (0:11.71)	0:47.93[12] (0:11.85)	0:36.08[12] (0:11.70)	0:24.38[11] (0:11.75)	0:12.63[8] (0:12.63)
Average Speed [km/h]	44.9	65.0	63.2	62.4	63.1	61.3	57.0
Top Speed [km/h]	65.2	65.8	64.6	63.5	64.1	63.2	59.3
Avg. Dist. to Rail [m]	5.6	3.3	5.6	5.2	6.4	9.3	10.8
Avg. Stride Freq. [Hz]	2.3	2.5	2.4	2.4	2.5	2.5	2.4
Avg. Stride Length [m]	5.4	7.3	7.2	7.2	7.0	6.9	6.6



- [] Ranking at each section and finish
- :-:- No data available at this section
- NA No data available

Horse/Jockey Name	ALL TOO TRUE/Jake Toeroek
Finish Rank	8
Fastest Section Time (Section)	0:11.07 (L1200)
Top Speed [km/h] (Section)	66.5 (Overall)
Race State	Finished



Thomas Farms RC Murray Bridge SA - Professional

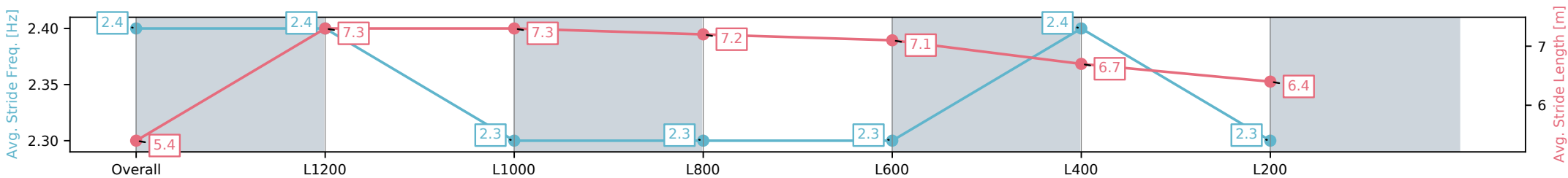
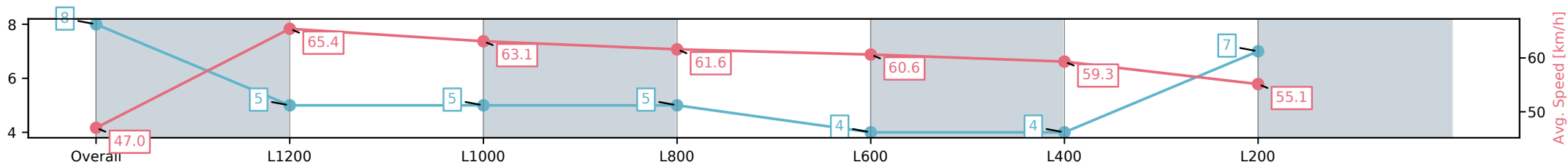
Race 2: Magic Millions SA Raceday - 8th March Maiden Plate - 1400m

05 February 2025 - 2:17PM

Track Rating: Good 4, Weather: Fine, Rail Position: +6m 1200m Chute, +9m Remainder



Section	Overall	L1200	L1000	L800	L600	L400	L200
Section Times	1:27.03[8] (0:15.32)	1:11.71[5] (0:11.07)	1:00.64[5] (0:11.56)	0:49.07[5] (0:11.80)	0:37.27[4] (0:12.06)	0:25.21[4] (0:12.14)	0:13.07[7] (0:13.07)
Average Speed [km/h]	47.0	65.4	63.1	61.6	60.6	59.3	55.1
Top Speed [km/h]	66.5	66.2	64.2	62.5	61.7	61.0	57.6
Avg. Dist. to Rail [m]	10.1	3.3	2.8	2.1	3.9	5.8	9.3
Avg. Stride Freq. [Hz]	2.4	2.4	2.3	2.3	2.3	2.4	2.3
Avg. Stride Length [m]	5.4	7.3	7.3	7.2	7.1	6.7	6.4



- [] Ranking at each section and finish
- :-:- No data available at this section
- NA No data available

Horse/Jockey Name	SOFTLY BLACK/Stacey Metcalfe
Finish Rank	9
Fastest Section Time (Section)	0:11.13 (L1200)
Top Speed [km/h] (Section)	65.9 (Overall)
Race State	Finished



Thomas Farms RC Murray Bridge SA - Professional

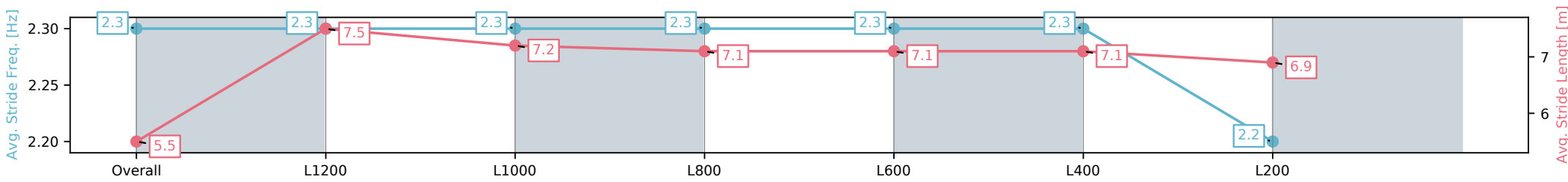
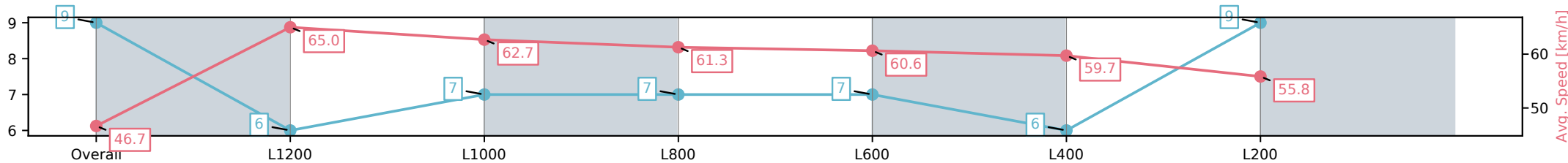
Race 2: Magic Millions SA Raceday - 8th March Maiden Plate - 1400m

05 February 2025 - 2:17PM

Track Rating: Good 4, Weather: Fine, Rail Position: +6m 1200m Chute, +9m Remainder



Section	Overall	L1200	L1000	L800	L600	L400	L200
Section Times	1:27.11[9] (0:15.44)	1:11.67[6] (0:11.13)	1:00.54[7] (0:11.61)	0:48.93[7] (0:11.93)	0:37.00[7] (0:12.02)	0:24.98[6] (0:12.08)	0:12.90[9] (0:12.90)
Average Speed [km/h]	46.7	65.0	62.7	61.3	60.6	59.7	55.8
Top Speed [km/h]	65.9	65.6	64.2	61.9	62.1	61.8	57.5
Avg. Dist. to Rail [m]	6.8	2.5	2.7	2.7	3.5	4.1	4.4
Avg. Stride Freq. [Hz]	2.3	2.3	2.3	2.3	2.3	2.3	2.2
Avg. Stride Length [m]	5.5	7.5	7.2	7.1	7.1	7.1	6.9



[] Ranking at each section and finish
 -:-:- No data available at this section
 NA No data available

Horse/Jockey Name	KAILEE'S BOY/Justin Potter
Finish Rank	10
Fastest Section Time (Section)	0:11.16 (L1200)
Top Speed [km/h] (Section)	65.6 (Overall)
Race State	Finished



Thomas Farms RC Murray Bridge SA - Professional

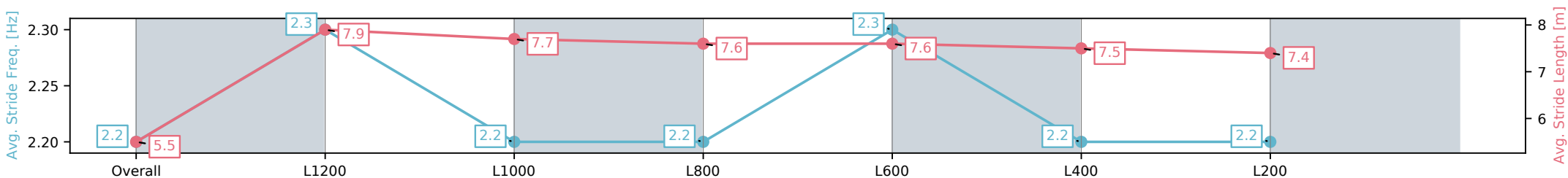
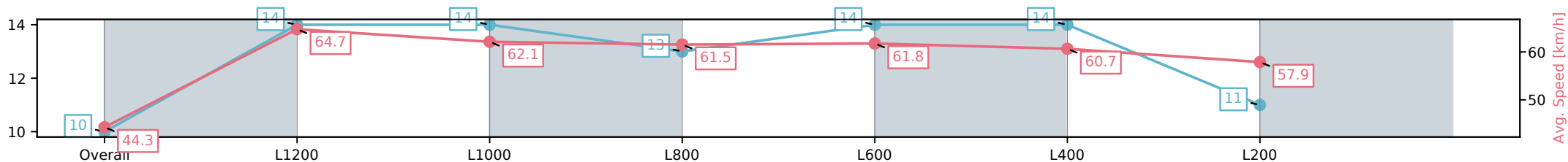
Race 2: Magic Millions SA Raceday - 8th March Maiden Plate - 1400m

05 February 2025 - 2:17PM

Track Rating: Good 4, Weather: Fine, Rail Position: +6m 1200m Chute, +9m Remainder



Section	Overall	L1200	L1000	L800	L600	L400	L200
Section Times	1:27.18[10] (0:16.25)	1:10.93[14] (0:11.16)	0:59.77[14] (0:11.71)	0:48.06[13] (0:11.89)	0:36.17[14] (0:11.86)	0:24.31[14] (0:11.88)	0:12.43[11] (0:12.43)
Average Speed [km/h]	44.3	64.7	62.1	61.5	61.8	60.7	57.9
Top Speed [km/h]	64.9	65.6	63.6	62.3	62.6	62.6	59.9
Avg. Dist. to Rail [m]	8.0	2.6	2.2	3.0	4.6	6.1	6.9
Avg. Stride Freq. [Hz]	2.2	2.3	2.2	2.2	2.3	2.2	2.2
Avg. Stride Length [m]	5.5	7.9	7.7	7.6	7.6	7.5	7.4



- [] Ranking at each section and finish
- :-:- No data available at this section
- NA No data available

Horse/Jockey Name	STAR GLADIATOR/Jason Holder
Finish Rank	11
Fastest Section Time (Section)	0:11.02 (L1200)
Top Speed [km/h] (Section)	66.2 (Overall)
Race State	Finished



Thomas Farms RC Murray Bridge SA - Professional

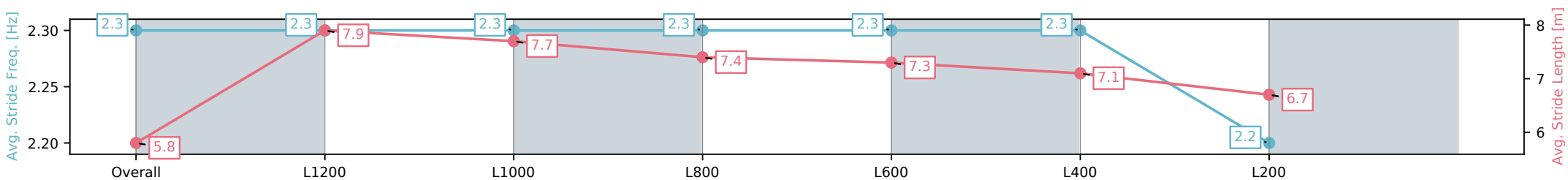
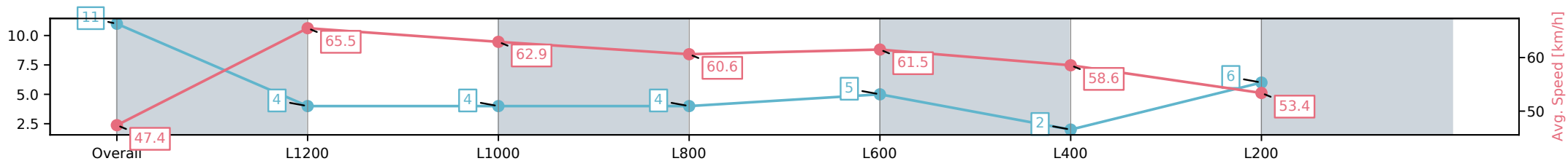
Race 2: Magic Millions SA Raceday - 8th March Maiden Plate - 1400m

05 February 2025 - 2:17PM

Track Rating: Good 4, Weather: Fine, Rail Position: +6m 1200m Chute, +9m Remainder



Section	Overall	L1200	L1000	L800	L600	L400	L200
Section Times	1:27.40[11] (0:15.24)	1:12.16[4] (0:11.02)	1:01.14[4] (0:11.53)	0:49.61[4] (0:12.01)	0:37.60[5] (0:11.79)	0:25.81[2] (0:12.30)	0:13.51[6] (0:13.51)
Average Speed [km/h]	47.4	65.5	62.9	60.6	61.5	58.6	53.4
Top Speed [km/h]	65.5	66.2	64.4	62.0	62.3	62.0	55.6
Avg. Dist. to Rail [m]	7.9	1.1	1.9	2.3	2.1	4.5	5.6
Avg. Stride Freq. [Hz]	2.3	2.3	2.3	2.3	2.3	2.3	2.2
Avg. Stride Length [m]	5.8	7.9	7.7	7.4	7.3	7.1	6.7



[] Ranking at each section and finish
 -:-:- No data available at this section
 NA No data available

Horse/Jockey Name	THIAGO/Matthew Chadwick
Finish Rank	12
Fastest Section Time (Section)	0:11.37 (L1200)
Top Speed [km/h] (Section)	66.9 (Overall)
Race State	Finished



Thomas Farms RC Murray Bridge SA - Professional

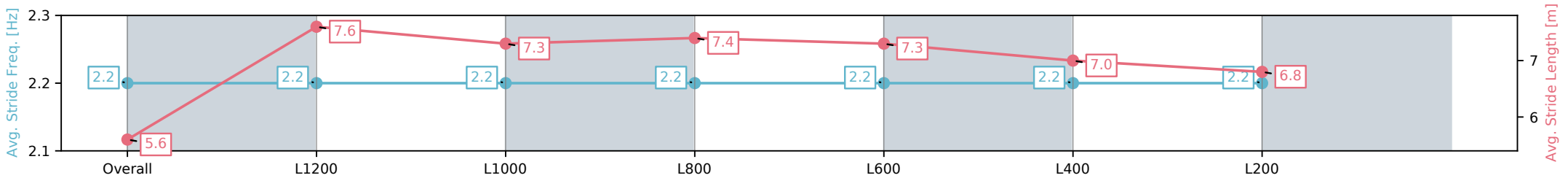
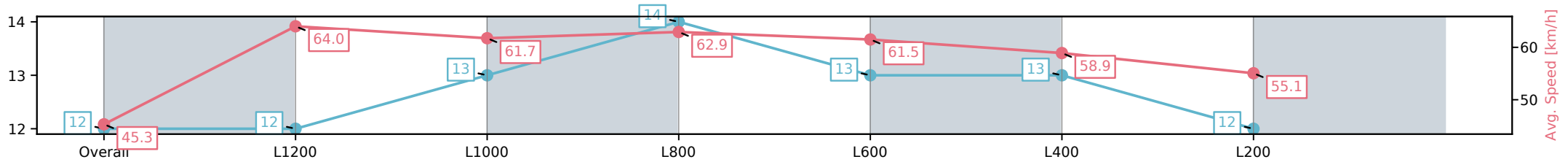
Race 2: Magic Millions SA Raceday - 8th March Maiden Plate - 1400m

05 February 2025 - 2:17PM

Track Rating: Good 4, Weather: Fine, Rail Position: +6m 1200m Chute, +9m Remainder



Section	Overall	L1200	L1000	L800	L600	L400	L200
Section Times	1:27.98[12] (0:15.92)	1:12.06[12] (0:11.37)	1:00.69[13] (0:11.99)	0:48.70[14] (0:11.56)	0:37.13[13] (0:11.82)	0:25.31[13] (0:12.26)	0:13.05[12] (0:13.05)
Average Speed [km/h]	45.3	64.0	61.7	62.9	61.5	58.9	55.1
Top Speed [km/h]	65.4	66.9	64.0	64.0	62.7	61.3	57.2
Avg. Dist. to Rail [m]	6.2	7.4	6.1	1.9	2.9	7.3	12.2
Avg. Stride Freq. [Hz]	2.2	2.2	2.2	2.2	2.2	2.2	2.2
Avg. Stride Length [m]	5.6	7.6	7.3	7.3	7.3	7.0	6.8



[] Ranking at each section and finish
 -:-:- No data available at this section
 NA No data available

Horse/Jockey Name	CASBOURG/Alana Livesey
Finish Rank	13
Fastest Section Time (Section)	0:10.99 (L1200)
Top Speed [km/h] (Section)	67.1 (Overall)
Race State	Finished



Thomas Farms RC Murray Bridge SA - Professional

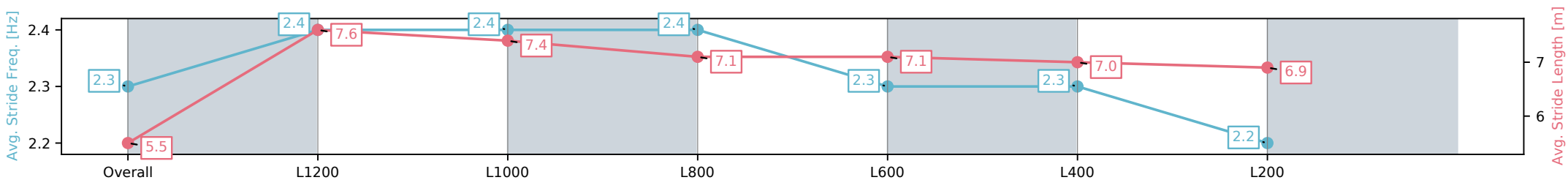
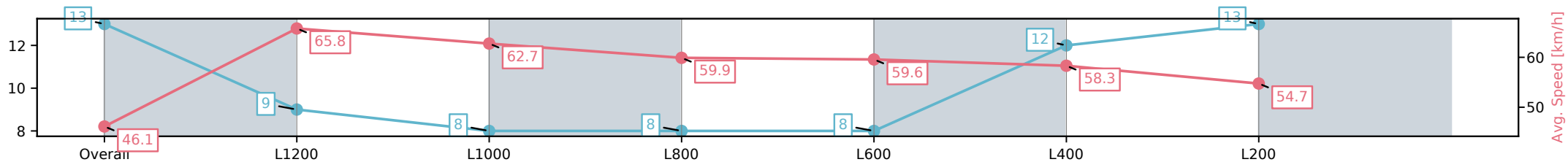
Race 2: Magic Millions SA Raceday - 8th March Maiden Plate - 1400m

05 February 2025 - 2:17PM

Track Rating: Good 4, Weather: Fine, Rail Position: +6m 1200m Chute, +9m Remainder



Section	Overall	L1200	L1000	L800	L600	L400	L200
Section Times	1:28.10[13] (0:15.59)	1:12.51[9] (0:10.99)	1:01.52[8] (0:11.62)	0:49.90[8] (0:12.22)	0:37.68[8] (0:12.17)	0:25.51[12] (0:12.34)	0:13.17[13] (0:13.17)
Average Speed [km/h]	46.1	65.8	62.7	59.9	59.6	58.3	54.7
Top Speed [km/h]	66.7	67.1	63.7	62.3	61.1	60.0	57.6
Avg. Dist. to Rail [m]	4.8	1.6	2.6	3.6	1.6	3.0	3.0
Avg. Stride Freq. [Hz]	2.3	2.4	2.4	2.4	2.3	2.3	2.2
Avg. Stride Length [m]	5.5	7.6	7.4	7.1	7.1	7.0	6.9



- [] Ranking at each section and finish
- :-:- No data available at this section
- NA No data available

Horse/Jockey Name	LIGHT AND TANGY/Taylor Johnstone
Finish Rank	14
Fastest Section Time (Section)	0:10.88 (L1200)
Top Speed [km/h] (Section)	68.7 (Overall)
Race State	Finished



Thomas Farms RC Murray Bridge SA - Professional

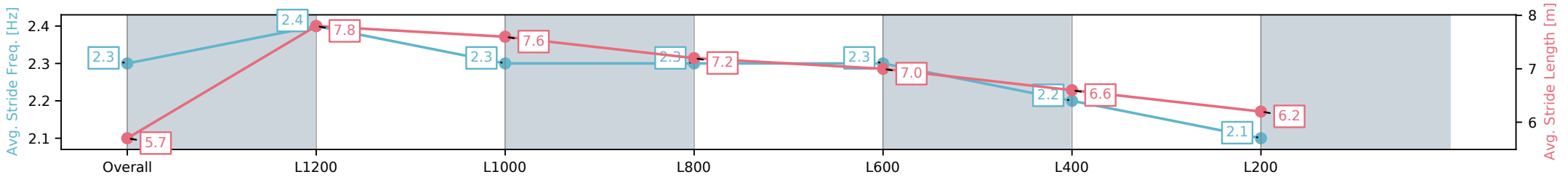
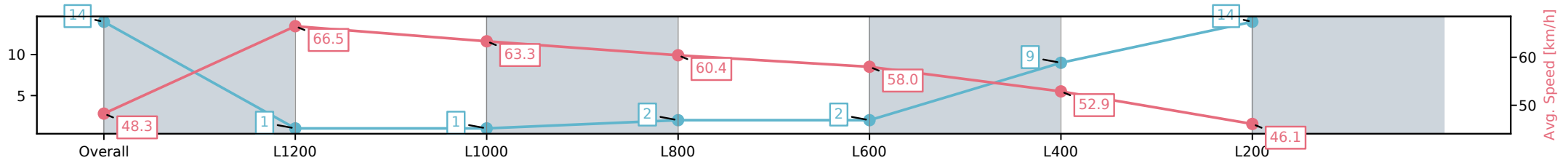
Race 2: Magic Millions SA Raceday - 8th March Maiden Plate - 1400m

05 February 2025 - 2:17PM

Track Rating: Good 4, Weather: Fine, Rail Position: +6m 1200m Chute, +9m Remainder



Section	Overall	L1200	L1000	L800	L600	L400	L200
Section Times	1:31.49[14] (0:14.92)	1:16.57[1] (0:10.88)	1:05.69[1] (0:11.57)	0:54.11[2] (0:12.17)	0:41.94[2] (0:12.70)	0:29.24[9] (0:13.63)	0:15.61[14] (0:15.61)
Average Speed [km/h]	48.3	66.5	63.3	60.4	58.0	52.9	46.1
Top Speed [km/h]	68.6	68.7	65.1	62.6	59.8	56.6	50.0
Avg. Dist. to Rail [m]	13.3	3.8	3.6	4.3	5.9	7.1	7.1
Avg. Stride Freq. [Hz]	2.3	2.4	2.3	2.3	2.3	2.2	2.1
Avg. Stride Length [m]	5.7	7.8	7.6	7.2	7.0	6.6	6.2



[] Ranking at each section and finish
 -:-:- No data available at this section
 NA No data available