



RACINGSA

# Thomas Farms RC Murray Bridge SA

## Race 1: Thomas Farms Maiden Plate - 900m

05 February 2025 - 1:40PM



Murray Bridge  
Racing Club

Track Rating: Good 4, Weather: Fine, Rail Position: +6m 1200m Chute, +9m Remainder

Section	Overall	L800	L600	L400	L200
Field Times	0:53.08 (0:08.60)	0:44.47 (0:10.83)	0:33.64 (0:10.89)	0:22.75 (0:11.04)	0:11.71 (0:11.71)

Position	#	Horse/Jockey	Barrier	Top Speed [km/h]	Fastest Section	First 400m	Overall	L800	L600	L400	L200	Margin	Distance Travelled From Winner [m]
1	7	<b>WADAANA</b> Felicity Atkinson	1	69.0	0:10.83	0:24.87	0:53.08 (0:08.60)	0:44.48 [1] (0:10.83)	0:33.65 [1] (0:10.89)	0:22.76 [1] (0:11.04)	0:11.72 [1] (0:11.72)	0:53.08	
2	5	<b>HYDROSPHERE</b> Ben Price	6	69.5	0:10.90	0:25.18	0:53.47 (0:08.75)	0:44.72 [3] (0:10.90)	0:33.82 [3] (0:11.03)	0:22.79 [2] (0:11.06)	0:11.73 [2] (0:11.73)	2.47L	+2
3	2	<b>GIN RUMMY</b> Jason Holder	3	68.1	0:10.85	0:25.33	0:53.50 (0:08.99)	0:44.51 [6] (0:10.85)	0:33.66 [4] (0:11.03)	0:22.63 [5] (0:11.00)	0:11.63 [5] (0:11.63)	2.67L	-1
4	9	<b>STARS ARE ALIGNING</b> Taylor Johnstone	4	68.4	0:10.92	0:25.34	0:53.50 (0:08.94)	0:44.56 [4] (0:10.98)	0:33.58 [6] (0:10.93)	0:22.65 [4] (0:10.92)	0:11.73 [3] (0:11.73)	2.7L	+1
5	1	<b>COPPER BULLET</b> Justin Potter	2	69.4	0:10.81	0:25.46	0:53.59 (0:09.21)	0:44.38 [8] (0:10.90)	0:33.48 [7] (0:10.89)	0:22.59 [7] (0:10.81)	0:11.78 [4] (0:11.78)	3.24L	+2
6	6	<b>NIKOLSKY</b> Isaac Sit	5	68.6	0:10.84	0:25.50	0:53.64 (0:09.07)	0:44.57 [7] (0:11.04)	0:33.53 [7] (0:10.99)	0:22.54 [8] (0:10.84)	0:11.70 [7] (0:11.70)	3.57L	+4
7	4	<b>RULED BY THIEVES</b> Stacey Metcalfe	7	68.8	0:10.90	0:25.33	0:53.95 (0:08.96)	0:44.99 [5] (0:10.90)	0:34.09 [5] (0:11.02)	0:23.07 [6] (0:11.04)	0:12.03 [6] (0:12.03)	5.56L	+4
8	8	<b>PRINCESS NOW</b> Margaret Collett	8	68.3	0:10.89	0:25.15	0:54.02 (0:08.72)	0:45.30 [2] (0:10.89)	0:34.41 [2] (0:11.17)	0:23.24 [3] (0:11.16)	0:12.08 [8] (0:12.08)	6.0L	+3

Scratched: Heaven Rocks (#3)

- [ ] Position in running at each section and finish
- #: Saddle cloth number
- :--:-- No data available at this section
- DNF Did not finish
- NA No data available
- DNT Did not track
- █ Background shading for fastest section

Horse/Jockey Name	WADAANA/Felicity Atkinson
Finish Rank	1
Fastest Section Time (Section)	0:10.83 (L800)
Top Speed [km/h] (Section)	69.0 (Overall)
Race State	Finished



### Thomas Farms RC Murray Bridge SA - Professional

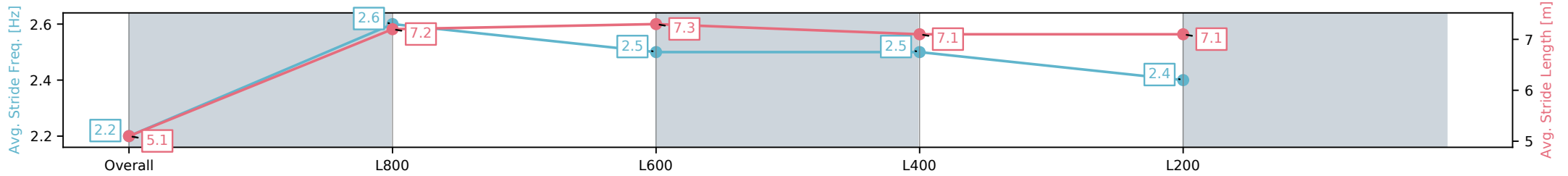
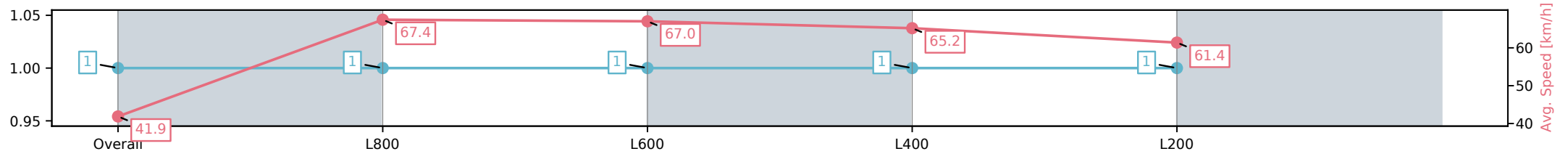
Race 1: Thomas Farms Maiden Plate - 900m

05 February 2025 - 1:40PM

Track Rating: Good 4, Weather: Fine, Rail Position: +6m 1200m Chute, +9m Remainder



Section	Overall	L800	L600	L400	L200
Section Times	0:53.08[1] (0:08.60)	0:44.48[1] (0:10.83)	0:33.65[1] (0:10.89)	0:22.76[1] (0:11.04)	0:11.72[1] (0:11.72)
Average Speed [km/h]	41.9	67.4	67.0	65.2	61.4
Top Speed [km/h]	65.6	69.0	68.1	66.8	64.3
Avg. Dist. to Rail [m]	2.7	3.3	3.5	3.6	3.0
Avg. Stride Freq. [Hz]	2.2	2.6	2.5	2.5	2.4
Avg. Stride Length [m]	5.1	7.2	7.3	7.1	7.1



[ ] Ranking at each section and finish  
 -:-:- No data available at this section  
 NA No data available

Horse/Jockey Name	HYDROSPHERE/Ben Price
Finish Rank	2
Fastest Section Time (Section)	0:10.90 (L800)
Top Speed [km/h] (Section)	69.5 (Overall)
Race State	Finished



### Thomas Farms RC Murray Bridge SA - Professional

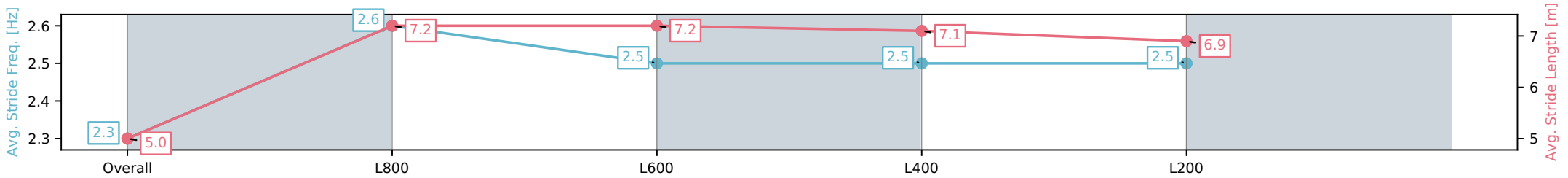
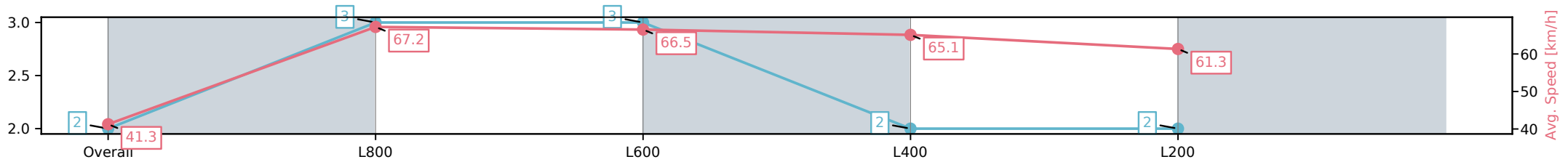
Race 1: Thomas Farms Maiden Plate - 900m

05 February 2025 - 1:40PM

Track Rating: Good 4, Weather: Fine, Rail Position: +6m 1200m Chute, +9m Remainder



Section	Overall	L800	L600	L400	L200
Section Times	0:53.47[2] (0:08.75)	0:44.72[3] (0:10.90)	0:33.82[3] (0:11.03)	0:22.79[2] (0:11.06)	0:11.73[2] (0:11.73)
Average Speed [km/h]	41.3	67.2	66.5	65.1	61.3
Top Speed [km/h]	63.7	69.5	67.4	66.1	64.3
Avg. Dist. to Rail [m]	4.1	4.9	4.4	5.5	6.4
Avg. Stride Freq. [Hz]	2.3	2.6	2.5	2.5	2.5
Avg. Stride Length [m]	5.0	7.2	7.2	7.1	6.9



[ ] Ranking at each section and finish  
 -:-:- No data available at this section  
 NA No data available

Horse/Jockey Name	GIN RUMMY/Jason Holder
Finish Rank	3
Fastest Section Time (Section)	0:10.85 (L800)
Top Speed [km/h] (Section)	68.1 (Overall)
Race State	Finished



### Thomas Farms RC Murray Bridge SA - Professional

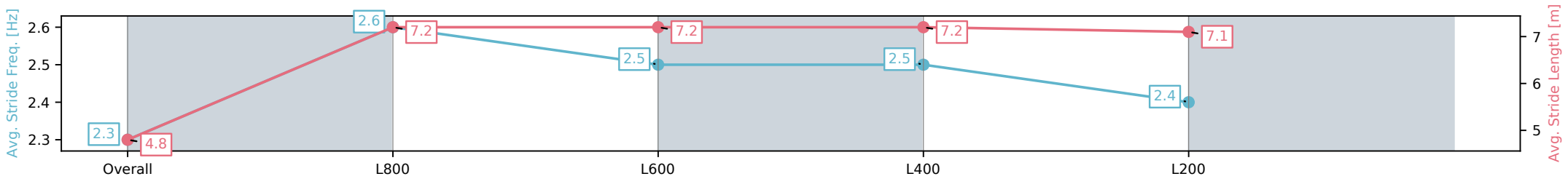
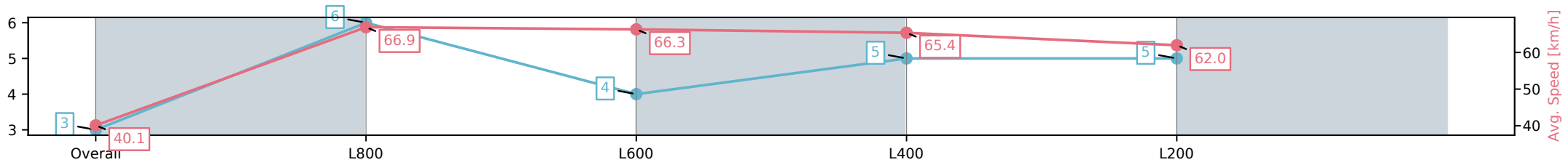
Race 1: Thomas Farms Maiden Plate - 900m

05 February 2025 - 1:40PM

Track Rating: Good 4, Weather: Fine, Rail Position: +6m 1200m Chute, +9m Remainder



Section	Overall	L800	L600	L400	L200
Section Times	0:53.50[3] (0:08.99)	0:44.51[6] (0:10.85)	0:33.66[4] (0:11.03)	0:22.63[5] (0:11.00)	0:11.63[5] (0:11.63)
Average Speed [km/h]	40.1	66.9	66.3	65.4	62.0
Top Speed [km/h]	64.8	68.1	67.8	67.8	64.3
Avg. Dist. to Rail [m]	2.7	2.4	3.5	4.8	4.0
Avg. Stride Freq. [Hz]	2.3	2.6	2.5	2.5	2.4
Avg. Stride Length [m]	4.8	7.2	7.2	7.2	7.1



[ ] Ranking at each section and finish  
 -:-:- No data available at this section  
 NA No data available

Horse/Jockey Name	STARS ARE ALIGNING/Taylor Johnstone
Finish Rank	4
Fastest Section Time (Section)	0:10.92 (L400)
Top Speed [km/h] (Section)	68.4 (L600)
Race State	Finished



Thomas Farms RC Murray Bridge SA - Professional

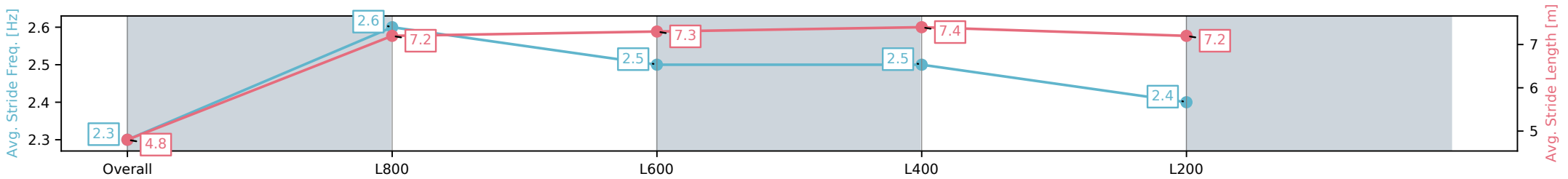
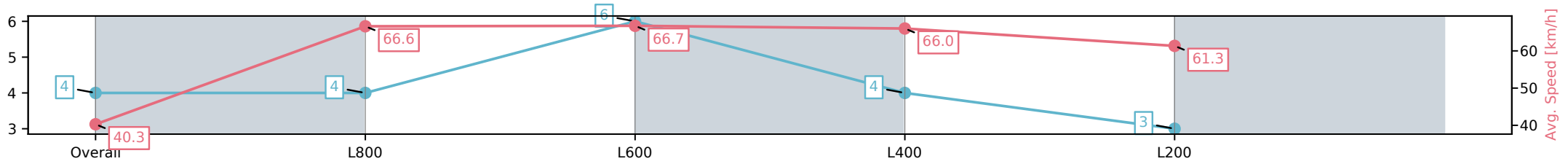
Race 1: Thomas Farms Maiden Plate - 900m

05 February 2025 - 1:40PM

Track Rating: Good 4, Weather: Fine, Rail Position: +6m 1200m Chute, +9m Remainder



Section	Overall	L800	L600	L400	L200
Section Times	0:53.50[4] (0:08.94)	0:44.56[4] (0:10.98)	0:33.58[6] (0:10.93)	0:22.65[4] (0:10.92)	0:11.73[3] (0:11.73)
Average Speed [km/h]	40.3	66.6	66.7	66.0	61.3
Top Speed [km/h]	65.7	67.2	67.7	68.4	64.8
Avg. Dist. to Rail [m]	3.9	4.5	3.2	5.7	7.5
Avg. Stride Freq. [Hz]	2.3	2.6	2.5	2.5	2.4
Avg. Stride Length [m]	4.8	7.2	7.3	7.4	7.2



[ ] Ranking at each section and finish  
 -:-:- No data available at this section  
 NA No data available

Horse/Jockey Name	COPPER BULLET/Justin Potter
Finish Rank	5
Fastest Section Time (Section)	0:10.81 (L400)
Top Speed [km/h] (Section)	69.4 (L800)
Race State	Finished



### Thomas Farms RC Murray Bridge SA - Professional

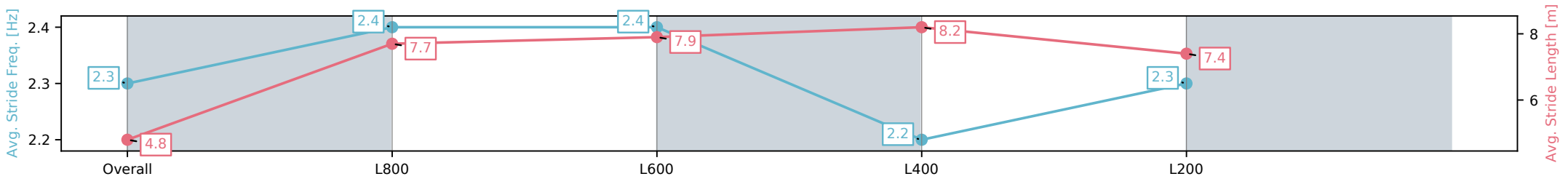
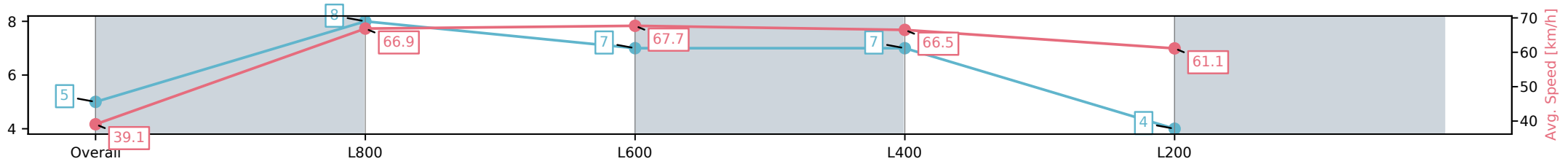
Race 1: Thomas Farms Maiden Plate - 900m

05 February 2025 - 1:40PM

Track Rating: Good 4, Weather: Fine, Rail Position: +6m 1200m Chute, +9m Remainder



Section	Overall	L800	L600	L400	L200
Section Times	0:53.59[5] (0:09.21)	0:44.38[8] (0:10.90)	0:33.48[7] (0:10.89)	0:22.59[7] (0:10.81)	0:11.78[4] (0:11.78)
Average Speed [km/h]	39.1	66.9	67.7	66.5	61.1
Top Speed [km/h]	62.6	68.4	69.4	68.3	64.5
Avg. Dist. to Rail [m]	3.9	3.0	5.3	9.5	10.1
Avg. Stride Freq. [Hz]	2.3	2.4	2.4	2.2	2.3
Avg. Stride Length [m]	4.8	7.7	7.9	8.2	7.4



[ ] Ranking at each section and finish  
 -:-:- No data available at this section  
 NA No data available

Horse/Jockey Name	NIKOLSKY/Isaac Sit
Finish Rank	6
Fastest Section Time (Section)	0:10.84 (L400)
Top Speed [km/h] (Section)	68.6 (L800)
Race State	Finished



### Thomas Farms RC Murray Bridge SA - Professional

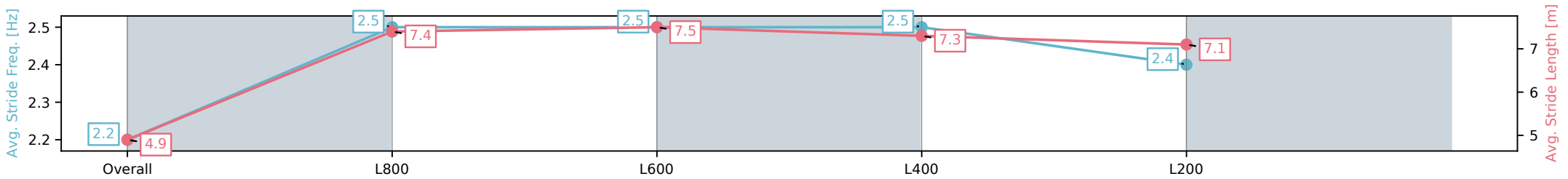
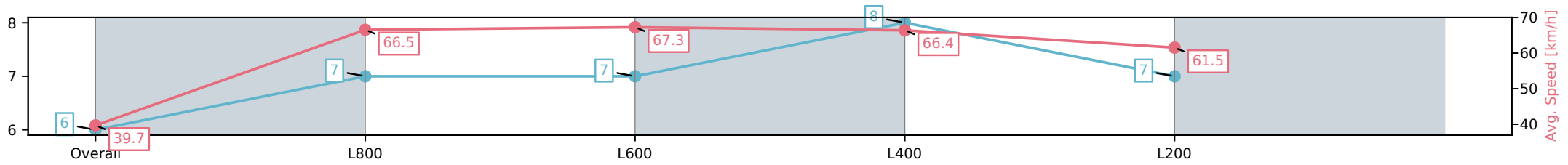
Race 1: Thomas Farms Maiden Plate - 900m

05 February 2025 - 1:40PM

Track Rating: Good 4, Weather: Fine, Rail Position: +6m 1200m Chute, +9m Remainder



Section	Overall	L800	L600	L400	L200
Section Times	0:53.64[6] (0:09.07)	0:44.57[7] (0:11.04)	0:33.53[7] (0:10.99)	0:22.54[8] (0:10.84)	0:11.70[7] (0:11.70)
Average Speed [km/h]	39.7	66.5	67.3	66.4	61.5
Top Speed [km/h]	64.6	68.3	68.6	67.9	64.4
Avg. Dist. to Rail [m]	3.6	5.4	6.5	11.7	12.3
Avg. Stride Freq. [Hz]	2.2	2.5	2.5	2.5	2.4
Avg. Stride Length [m]	4.9	7.4	7.5	7.3	7.1



[ ] Ranking at each section and finish  
 -:-:- No data available at this section  
 NA No data available

Horse/Jockey Name	RULED BY THIEVES/Stacey Metcalfe
Finish Rank	7
Fastest Section Time (Section)	0:10.90 (L800)
Top Speed [km/h] (Section)	68.8 (L800)
Race State	Finished



### Thomas Farms RC Murray Bridge SA - Professional

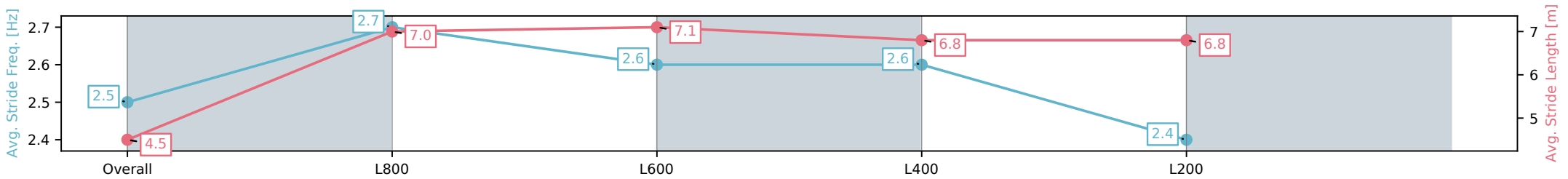
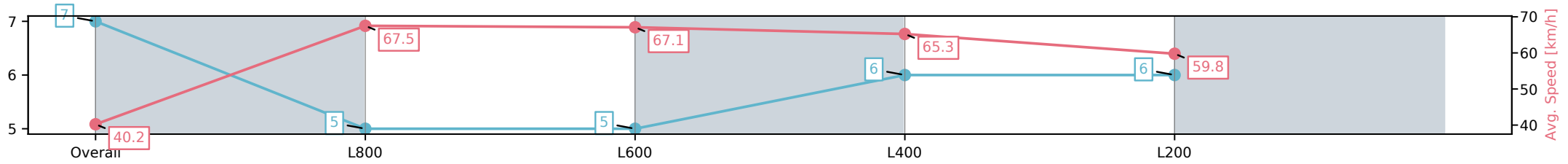
Race 1: Thomas Farms Maiden Plate - 900m

05 February 2025 - 1:40PM

Track Rating: Good 4, Weather: Fine, Rail Position: +6m 1200m Chute, +9m Remainder



Section	Overall	L800	L600	L400	L200
Section Times	0:53.95[7] (0:08.96)	0:44.99[5] (0:10.90)	0:34.09[5] (0:11.02)	0:23.07[6] (0:11.04)	0:12.03[6] (0:12.03)
Average Speed [km/h]	40.2	67.5	67.1	65.3	59.8
Top Speed [km/h]	65.1	68.5	68.8	65.9	63.1
Avg. Dist. to Rail [m]	5.3	6.4	6.4	10.6	9.3
Avg. Stride Freq. [Hz]	2.5	2.7	2.6	2.6	2.4
Avg. Stride Length [m]	4.5	7.0	7.1	6.8	6.8



- [ ] Ranking at each section and finish
- :-:- No data available at this section
- NA No data available



Horse/Jockey Name	PRINCESS NOW/Margaret Collett
Finish Rank	8
Fastest Section Time (Section)	0:10.89 (L800)
Top Speed [km/h] (Section)	68.3 (Overall)
Race State	Finished



### Thomas Farms RC Murray Bridge SA - Professional

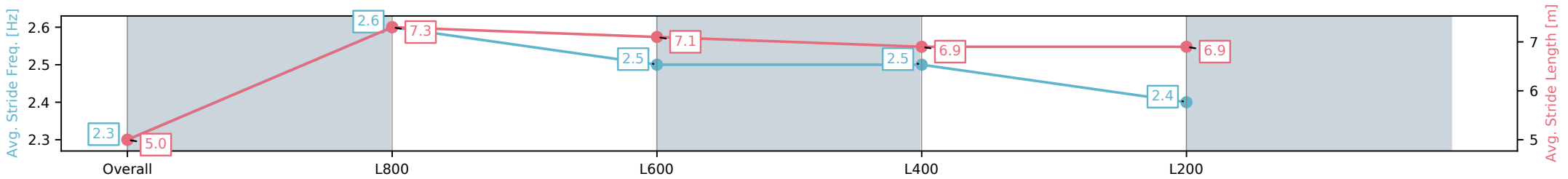
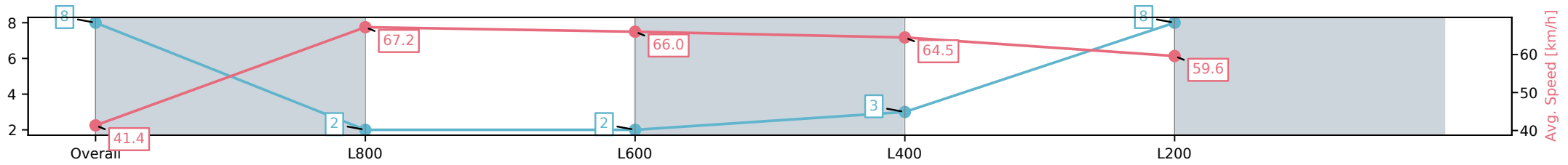
Race 1: Thomas Farms Maiden Plate - 900m

05 February 2025 - 1:40PM

Track Rating: Good 4, Weather: Fine, Rail Position: +6m 1200m Chute, +9m Remainder



Section	Overall	L800	L600	L400	L200
Section Times	0:54.02[8] (0:08.72)	0:45.30[2] (0:10.89)	0:34.41[2] (0:11.17)	0:23.24[3] (0:11.16)	0:12.08[8] (0:12.08)
Average Speed [km/h]	41.4	67.2	66.0	64.5	59.6
Top Speed [km/h]	65.5	68.3	67.9	68.0	62.3
Avg. Dist. to Rail [m]	5.0	4.6	5.8	8.7	8.2
Avg. Stride Freq. [Hz]	2.3	2.6	2.5	2.5	2.4
Avg. Stride Length [m]	5.0	7.3	7.1	6.9	6.9



[ ] Ranking at each section and finish  
 -:-:- No data available at this section  
 NA No data available