



RACINGSA

# Thomas Farms RC Murray Bridge SA

Race 9: Magic Millions Raceday Saturday 8th Of March Rating 0 - 56 Handicap - 1400m

24 January 2025 - 6:53PM

Track Rating: Good 4, Weather: Fine, Rail Position: +6m 1200m Chute, +9m Remainder



Murray Bridge  
Racing Club

Section Field Times							Overall	L1200	L1000	L800	L600	L400		
							1:25.48 (0:15.22)	1:10.26 (0:10.60)	0:59.66 (0:11.50)	0:48.15 (0:11.83)	0:36.33 (0:11.89)	0:24.44 (0:12.10)		
Position	#	Horse/Jockey	Barrier	Top Speed [km/h]	Fastest Section	First 400m							Distance Travelled From Winner [m]	
1	10	<b>HATEECH</b> Rochelle Milnes	10	67.1 1400-1200	0:10.97 1200-1000	0:26.52	1:25.48 (0:15.55)	1:09.93 [5] (0:10.97)	0:58.96 [5] (0:11.51)	0:47.45 [6] (0:11.72)	0:35.73 [5] (0:11.71)	0:24.02 [4] (0:11.68)		
2	7	<b>NAVY GOLD</b> Manoel Nunes	11	67.5 1400-1200	0:11.00 1200-1000	0:26.72	1:25.54 (0:15.72)	1:09.82 [7] (0:11.00)	0:58.82 [7] (0:11.55)	0:47.27 [7] (0:11.74)	0:35.53 [7] (0:11.65)	0:23.88 [8] (0:11.71)	+1	
3	13	<b>OFCOURSE I WILL</b> Kayla Crowther	2	66.4 1000-800	0:11.05 1200-1000	0:27.53	1:25.67 (0:16.48)	1:09.19 [14] (0:11.05)	0:58.14 [14] (0:11.36)	0:46.78 [14] (0:11.51)	0:35.27 [13] (0:11.60)	0:23.67 [14] (0:11.39)	+10	
4	15	<b>LAST WAR</b> Brooke King	13	66.8 1400-1200	0:11.11 1200-1000	0:27.15	1:25.76 (0:16.04)	1:09.72 [12] (0:11.11)	0:58.61 [11] (0:11.47)	0:47.14 [12] (0:11.56)	0:35.58 [9] (0:11.41)	0:24.17 [7] (0:11.65)	+0	
5	3	<b>GILDED AGE</b> Matthew Chadwick	9	65.7 1400-1200	0:11.34 1200-1000	0:27.38	1:25.87 (0:16.04)	1:09.83 [11] (0:11.34)	0:58.49 [12] (0:11.42)	0:47.07 [13] (0:11.62)	0:35.45 [14] (0:11.50)	0:23.95 [12] (0:11.56)	+3	
6	4	<b>SAINT MICHAEL</b> Margaret Collett	6	66.7 1400-1200	0:11.00 1200-1000	0:26.34	1:25.88 (0:15.34)	1:10.54 [3] (0:11.00)	0:59.54 [3] (0:11.49)	0:48.05 [3] (0:11.78)	0:36.27 [4] (0:11.71)	0:24.56 [3] (0:11.95)	+1	
7	6	<b>FANTASTIC HOST</b> Jason Holder	4	66.5 1400-1200	0:11.06 1200-1000	0:26.80	1:25.97 (0:15.74)	1:10.23 [8] (0:11.06)	0:59.17 [8] (0:11.53)	0:47.64 [8] (0:11.70)	0:35.94 [8] (0:11.63)	0:24.31 [9] (0:11.81)	-3	
8	12	<b>COLORADO CRUZ</b> Caitlin Jones	14	67.2 1400-1200	0:10.94 1200-1000	0:26.55	1:26.04 (0:15.61)	1:10.43 [6] (0:10.94)	0:59.49 [6] (0:11.47)	0:48.02 [5] (0:11.74)	0:36.28 [6] (0:11.77)	0:24.51 [6] (0:11.83)	+7	
9	8	<b>TALL LETTER</b> Todd Pannell	8	69.9 1400-1200	0:10.60 1200-1000	0:25.82	1:26.28 (0:15.22)	1:11.06 [1] (0:10.60)	1:00.46 [1] (0:11.50)	0:48.96 [1] (0:11.83)	0:37.13 [1] (0:11.89)	0:25.24 [1] (0:12.21)	+0	
10	14	<b>VIVACIOUS AWARD</b> Lachlan Neindorf	7	65.6 1400-1200	0:11.21 1200-1000	0:26.96	1:26.30 (0:15.75)	1:10.55 [9] (0:11.21)	0:59.34 [9] (0:11.60)	0:47.74 [10] (0:11.75)	0:35.99 [12] (0:11.64)	0:24.35 [13] (0:11.70)	+4	

Scratched: Eleanor Queen (#9)

Report Created: Fri 24 January 2025 19:34:49 GMT+11 (Note: Timing is based on positional data)

- [ ] Position in running at each section and finish
- #: Saddle cloth number
- : No data available at this section
- DNF: Did not finish
- NA: No data available
- DNT: Did not track
- █ Background shading for fastest section



RACINGSA

# Thomas Farms RC Murray Bridge SA

Race 9: Magic Millions Raceday Saturday 8th Of March Rating 0 - 56 Handicap - 1400m

24 January 2025 - 6:53PM

Track Rating: Good 4, Weather: Fine, Rail Position: +6m 1200m Chute, +9m Remainder



Murray Bridge  
Racing Club

Section Field Times							Overall	L1200	L1000	L800	L600	L400		
							1:25.48 (0:15.22)	1:10.26 (0:10.60)	0:59.66 (0:11.50)	0:48.15 (0:11.83)	0:36.33 (0:11.89)	0:24.44 (0:12.10)		
Position	#	Horse/Jockey	Barrier	Top Speed [km/h]	Fastest Section	First 400m								Distance Travelled From Winner [m]
11	1	<b>BUSH INFERENCE</b>	12	66.5	0:11.08	0:27.40	1:26.42	1:10.10 [13]	0:59.02 [13]	0:47.82 [11]	0:36.22 [10]	0:24.57 [10]		+7
		Ben Price		1200-1000	1200-1000		(0:16.32)	(0:11.08)	(0:11.20)	(0:11.60)	(0:11.65)	(0:11.81)		
12	11	<b>SUPREME THUNDER</b>	1	65.2	0:11.18	0:27.03	1:26.51	1:10.66 [10]	0:59.48 [10]	0:47.99 [9]	0:36.24 [11]	0:24.62 [11]		-1
		Jacob Opperman		1400-1200	1200-1000		(0:15.85)	(0:11.18)	(0:11.49)	(0:11.75)	(0:11.62)	(0:11.80)		
13	5	<b>SWEETWILLHEBE</b>	5	67.9	0:10.93	0:26.25	1:26.58	1:11.26 [2]	1:00.33 [2]	0:48.93 [2]	0:37.06 [2]	0:25.37 [2]		+0
		Taylor Johnstone		1400-1200	1200-1000		(0:15.32)	(0:10.93)	(0:11.40)	(0:11.87)	(0:11.69)	(0:12.25)		
14	2	<b>EPAULETTE PRINCE</b>	3	66.4	0:10.98	0:26.45	1:27.17	1:11.70 [4]	1:00.72 [4]	0:49.33 [4]	0:37.60 [3]	0:25.65 [5]		-4
		Tala Hutchinson		1400-1200	1200-1000		(0:15.47)	(0:10.98)	(0:11.39)	(0:11.73)	(0:11.95)	(0:12.18)		

Scratched: Eleanor Queen (#9)

- [ ] Position in running at each section and finish
- #: Saddle cloth number
- :--- No data available at this section
- DNF Did not finish
- NA No data available
- DNT Did not track
- █ Background shading for fastest section



RACINGSA

# Thomas Farms RC Murray Bridge SA

Race 9: Magic Millions Raceday Saturday 8th Of March Rating 0 - 56 Handicap - 1400m

24 January 2025 - 6:53PM

Track Rating: Good 4, Weather: Fine, Rail Position: +6m 1200m Chute, +9m Remainder



Murray Bridge  
Racing Club

Section

Field Times

L200

0:12.33

(0:12.33)

Position	#	Horse/Jockey	Barrier	Top Speed [km/h]	Fastest Section	First 400m	Margin							Distance Travelled From Winner [m]
1	10	<b>HATEECH</b> Rochelle Milnes	10	67.1 1400-1200	0:10.97 1200-1000	0:26.52	0:12.34 [1] (0:12.34)	1:25.48						
2	7	<b>NAVY GOLD</b> Manoel Nunes	11	67.5 1400-1200	0:11.00 1200-1000	0:26.72	0:12.17 [6] (0:12.17)	0.4L						+1
3	13	<b>OFCOURSE I WILL</b> Kayla Crowther	2	66.4 1000-800	0:11.05 1200-1000	0:27.53	0:12.28 [7] (0:12.28)	1.24L						+10
4	15	<b>LAST WAR</b> Brooke King	13	66.8 1400-1200	0:11.11 1200-1000	0:27.15	0:12.52 [2] (0:12.52)	1.8L						+0
5	3	<b>GILDED AGE</b> Matthew Chadwick	9	65.7 1400-1200	0:11.34 1200-1000	0:27.38	0:12.39 [10] (0:12.39)	2.56L						+3
6	4	<b>SAINT MICHAEL</b> Margaret Collett	6	66.7 1400-1200	0:11.00 1200-1000	0:26.34	0:12.61 [4] (0:12.61)	2.57L						+1
7	6	<b>FANTASTIC HOST</b> Jason Holder	4	66.5 1400-1200	0:11.06 1200-1000	0:26.80	0:12.50 [9] (0:12.50)	3.15L						-3
8	12	<b>COLORADO CRUZ</b> Caitlin Jones	14	67.2 1400-1200	0:10.94 1200-1000	0:26.55	0:12.68 [5] (0:12.68)	3.62L						+7
9	8	<b>TALL LETTER</b> Todd Pannell	8	69.9 1400-1200	0:10.60 1200-1000	0:25.82	0:13.03 [3] (0:13.03)	5.18L						+0
10	14	<b>VIVACIOUS AWARD</b> Lachlan Neindorf	7	65.6 1400-1200	0:11.21 1200-1000	0:26.96	0:12.65 [11] (0:12.65)	5.29L						+4

Scratched: Eleanor Queen (#9)

Report Created: Fri 24 January 2025 19:34:49 GMT+11 (Note: Timing is based on positional data)

- [ ] Position in running at each section and finish
- #: Saddle cloth number
- :--:-- No data available at this section
- DNF Did not finish
- NA No data available
- DNT Did not track
- █ Background shading for fastest section



RACINGSA

# Thomas Farms RC Murray Bridge SA

Race 9: Magic Millions Raceday Saturday 8th Of March Rating 0 - 56 Handicap - 1400m

24 January 2025 - 6:53PM

Track Rating: Good 4, Weather: Fine, Rail Position: +6m 1200m Chute, +9m Remainder



Murray Bridge  
Racing Club

## Section

## Field Times

L200

0:12.33

(0:12.33)

Position	#	Horse/Jockey	Barrier	Top Speed [km/h]	Fastest Section	First 400m	Margin							Distance Travelled From Winner [m]
11	1	<b>BUSH INFERENCE</b>	12	66.5	0:11.08	0:27.40	0:12.76 [12]	6.09L						+7
		Ben Price		1200-1000	1200-1000		(0:12.76)							
12	11	<b>SUPREME THUNDER</b>	1	65.2	0:11.18	0:27.03	0:12.82 [13]	6.65L						-1
		Jacob Opperman		1400-1200	1200-1000		(0:12.82)							
13	5	<b>SWEETWILLHEBE</b>	5	67.9	0:10.93	0:26.25	0:13.12 [8]	7.12L						+0
		Taylor Johnstone		1400-1200	1200-1000		(0:13.12)							
14	2	<b>EPAULETTE PRINCE</b>	3	66.4	0:10.98	0:26.45	0:13.47 [14]	10.93L						-4
		Tala Hutchinson		1400-1200	1200-1000		(0:13.47)							

Scratched: Eleanor Queen (#9)

- [ ] Position in running at each section and finish # Saddle cloth number
- :--:-- No data available at this section DNF Did not finish
- NA No data available DNT Did not track
- █ Background shading for fastest section

Horse/Jockey Name	HATEECH/Rochelle Milnes
Finish Rank	1
Fastest Section Time (Section)	0:10.97 (L1200)
Top Speed [km/h] (Section)	67.1 (Overall)
Race State	Finished



### Thomas Farms RC Murray Bridge SA - Professional

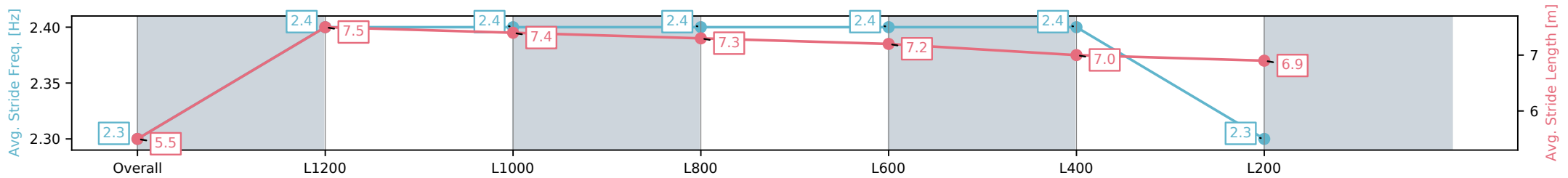
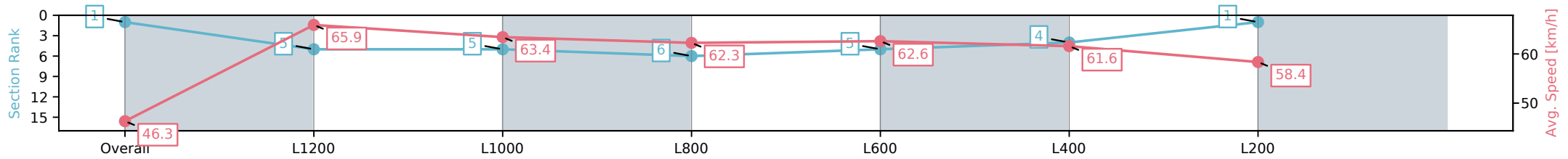
Race 9: Magic Millions Raceday Saturday 8th Of March  
Rating 0 - 56 Handicap - 1400m

24 January 2025 - 6:53PM

Track Rating: Good 4, Weather: Fine, Rail Position: +6m 1200m  
Chute, +9m Remainder



Section	Overall	L1200	L1000	L800	L600	L400	L200
Section Times	1:25.48 [1] (0:15.55)	1:09.93 [5] (0:10.97)	0:58.96 [5] (0:11.51)	0:47.45 [6] (0:11.72)	0:35.73 [5] (0:11.71)	0:24.02 [4] (0:11.68)	0:12.34 [1] (0:12.34)
Average Speed [km/h]	46.3	65.9	63.4	62.3	62.6	61.6	58.4
Top Speed [km/h]	65.0	67.1	64.9	63.4	63.8	63.3	60.0
Avg. Dist. to Rail [m]	9.3	2.8	3.1	2.6	4.4	7.4	6.9
Avg. Stride Freq. [Hz]	2.3	2.4	2.4	2.4	2.4	2.4	2.3
Avg. Stride Length [m]	5.5	7.5	7.4	7.3	7.2	7.0	6.9



- [ ] Ranking at each section and finish
- :-:- No data available at this section
- NA No data available

Horse/Jockey Name	NAVY GOLD/Manoel Nunes
Finish Rank	2
Fastest Section Time (Section)	0:11.00 (L1200)
Top Speed [km/h] (Section)	67.5 (Overall)
Race State	Finished



### Thomas Farms RC Murray Bridge SA - Professional

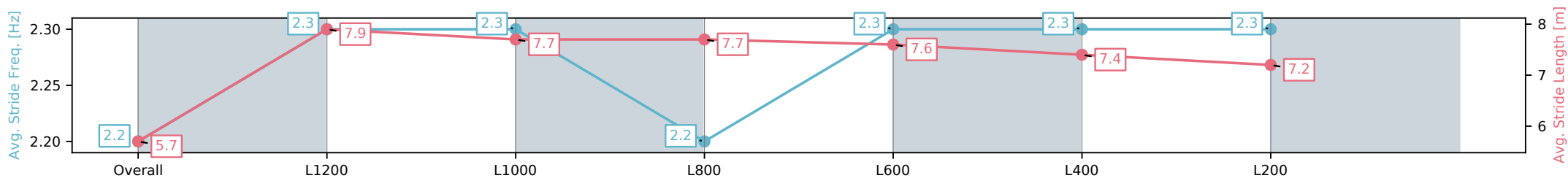
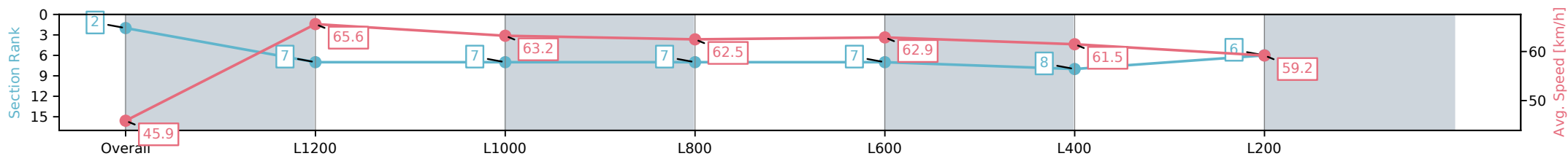
Race 9: Magic Millions Raceday Saturday 8th Of March  
Rating 0 - 56 Handicap - 1400m

24 January 2025 - 6:53PM

Track Rating: Good 4, Weather: Fine, Rail Position: +6m 1200m  
Chute, +9m Remainder



Section	Overall	L1200	L1000	L800	L600	L400	L200
Section Times	1:25.54 [2] (0:15.72)	1:09.82 [7] (0:11.00)	0:58.82 [7] (0:11.55)	0:47.27 [7] (0:11.74)	0:35.53 [7] (0:11.65)	0:23.88 [8] (0:11.71)	0:12.17 [6] (0:12.17)
Average Speed [km/h]	45.9	65.6	63.2	62.5	62.9	61.5	59.2
Top Speed [km/h]	64.7	67.5	64.4	62.9	64.2	64.2	60.5
Avg. Dist. to Rail [m]	8.7	2.4	3.0	3.4	4.5	6.0	6.4
Avg. Stride Freq. [Hz]	2.2	2.3	2.3	2.2	2.3	2.3	2.3
Avg. Stride Length [m]	5.7	7.9	7.7	7.7	7.6	7.4	7.2



- [ ] Ranking at each section and finish
- :-:- No data available at this section
- NA No data available

Horse/Jockey Name	OFCOURSE I WILL/Kayla Crowther
Finish Rank	3
Fastest Section Time (Section)	0:11.05 (L1200)
Top Speed [km/h] (Section)	66.4 (L1000)
Race State	Finished



Thomas Farms RC Murray Bridge SA - Professional

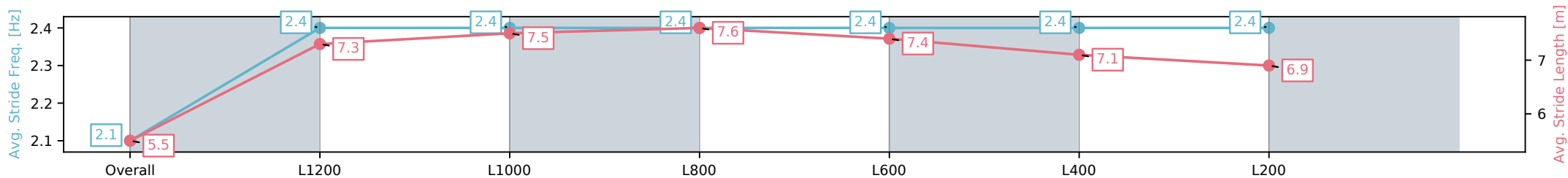
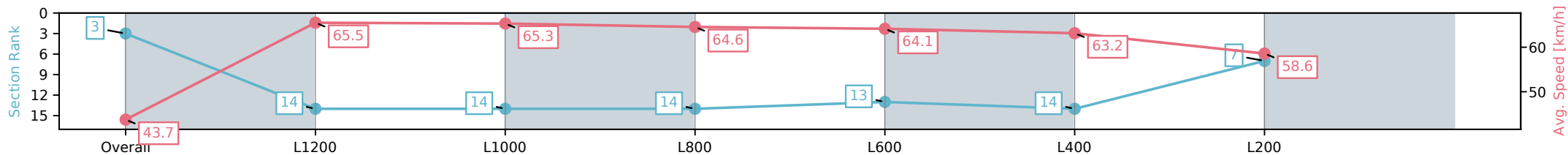
Race 9: Magic Millions Raceday Saturday 8th Of March  
Rating 0 - 56 Handicap - 1400m

24 January 2025 - 6:53PM

Track Rating: Good 4, Weather: Fine, Rail Position: +6m 1200m  
Chute, +9m Remainder



Section	Overall	L1200	L1000	L800	L600	L400	L200
Section Times	1:25.67 [3] (0:16.48)	1:09.19 [14] (0:11.05)	0:58.14 [14] (0:11.36)	0:46.78 [14] (0:11.51)	0:35.27 [13] (0:11.60)	0:23.67 [14] (0:11.39)	0:12.28 [7] (0:12.28)
Average Speed [km/h]	43.7	65.5	65.3	64.6	64.1	63.2	58.6
Top Speed [km/h]	65.8	66.1	66.0	66.4	64.7	64.8	61.4
Avg. Dist. to Rail [m]	7.3	4.5	5.9	6.6	8.0	12.2	10.4
Avg. Stride Freq. [Hz]	2.1	2.4	2.4	2.4	2.4	2.4	2.4
Avg. Stride Length [m]	5.5	7.3	7.5	7.6	7.4	7.1	6.9



- [ ] Ranking at each section and finish
- :-:- No data available at this section
- NA No data available

Horse/Jockey Name	LAST WAR/Brooke King
Finish Rank	4
Fastest Section Time (Section)	0:11.11 (L1200)
Top Speed [km/h] (Section)	66.8 (Overall)
Race State	Finished



### Thomas Farms RC Murray Bridge SA - Professional

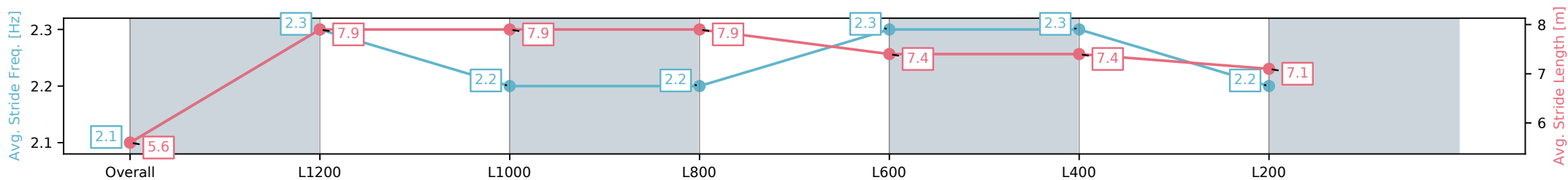
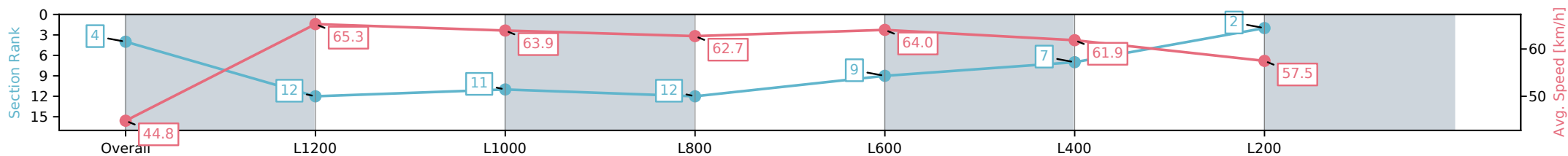
Race 9: Magic Millions Raceday Saturday 8th Of March  
Rating 0 - 56 Handicap - 1400m

24 January 2025 - 6:53PM

Track Rating: Good 4, Weather: Fine, Rail Position: +6m 1200m  
Chute, +9m Remainder



Section	Overall	L1200	L1000	L800	L600	L400	L200
Section Times	1:25.76 [4] (0:16.04)	1:09.72 [12] (0:11.11)	0:58.61 [11] (0:11.47)	0:47.14 [12] (0:11.56)	0:35.58 [9] (0:11.41)	0:24.17 [7] (0:11.65)	0:12.52 [2] (0:12.52)
Average Speed [km/h]	44.8	65.3	63.9	62.7	64.0	61.9	57.5
Top Speed [km/h]	64.4	66.8	64.9	64.2	65.4	65.3	59.6
Avg. Dist. to Rail [m]	11.4	4.2	3.5	1.1	4.7	10.9	10.3
Avg. Stride Freq. [Hz]	2.1	2.3	2.2	2.2	2.3	2.3	2.2
Avg. Stride Length [m]	5.6	7.9	7.9	7.9	7.4	7.4	7.1



- [ ] Ranking at each section and finish
- :-:- No data available at this section
- NA No data available



Horse/Jockey Name	GILDED AGE/Matthew Chadwick
Finish Rank	5
Fastest Section Time (Section)	0:11.34 (L1200)
Top Speed [km/h] (Section)	65.7 (Overall)
Race State	Finished



Thomas Farms RC Murray Bridge SA - Professional

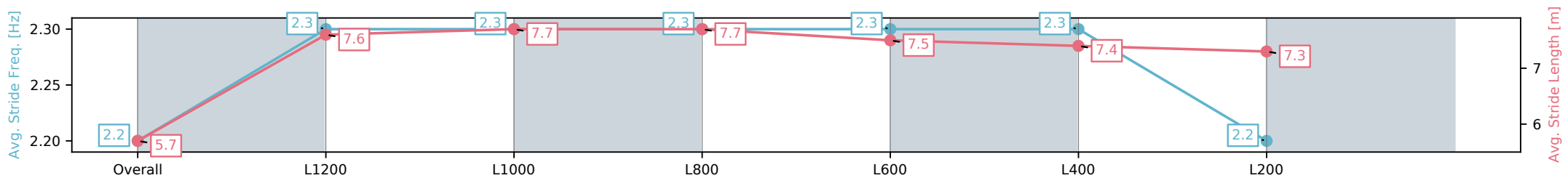
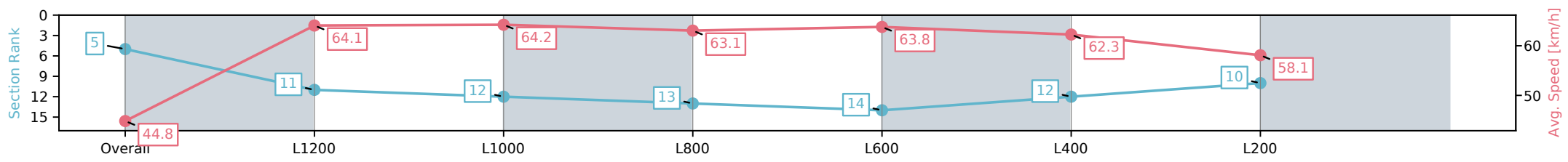
Race 9: Magic Millions Raceday Saturday 8th Of March  
Rating 0 - 56 Handicap - 1400m

24 January 2025 - 6:53PM

Track Rating: Good 4, Weather: Fine, Rail Position: +6m 1200m  
Chute, +9m Remainder



Section	Overall	L1200	L1000	L800	L600	L400	L200
Section Times	1:25.87 [5] (0:16.04)	1:09.83 [11] (0:11.34)	0:58.49 [12] (0:11.42)	0:47.07 [13] (0:11.62)	0:35.45 [14] (0:11.50)	0:23.95 [12] (0:11.56)	0:12.39 [10] (0:12.39)
Average Speed [km/h]	44.8	64.1	64.2	63.1	63.8	62.3	58.1
Top Speed [km/h]	64.0	65.7	65.3	63.6	64.4	64.7	60.1
Avg. Dist. to Rail [m]	7.9	3.7	4.2	3.3	5.0	9.1	9.9
Avg. Stride Freq. [Hz]	2.2	2.3	2.3	2.3	2.3	2.3	2.2
Avg. Stride Length [m]	5.7	7.6	7.7	7.7	7.5	7.4	7.3



[ ] Ranking at each section and finish  
 -:-:- No data available at this section  
 NA No data available

Horse/Jockey Name	SAINT MICHAEL/Margaret Collett
Finish Rank	6
Fastest Section Time (Section)	0:11.00 (L1200)
Top Speed [km/h] (Section)	66.7 (Overall)
Race State	Finished



Thomas Farms RC Murray Bridge SA - Professional

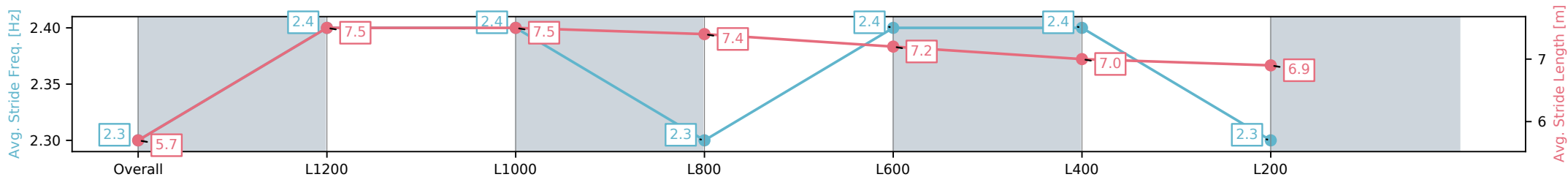
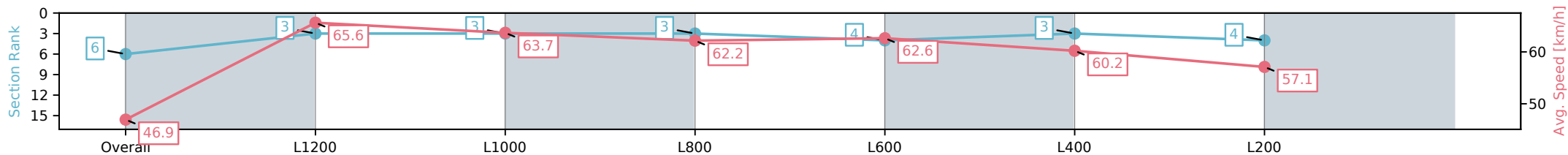
Race 9: Magic Millions Raceday Saturday 8th Of March  
Rating 0 - 56 Handicap - 1400m

24 January 2025 - 6:53PM

Track Rating: Good 4, Weather: Fine, Rail Position: +6m 1200m  
Chute, +9m Remainder



Section	Overall	L1200	L1000	L800	L600	L400	L200
Section Times	1:25.88 [6] (0:15.34)	1:10.54 [3] (0:11.00)	0:59.54 [3] (0:11.49)	0:48.05 [3] (0:11.78)	0:36.27 [4] (0:11.71)	0:24.56 [3] (0:11.95)	0:12.61 [4] (0:12.61)
Average Speed [km/h]	46.9	65.6	63.7	62.2	62.6	60.2	57.1
Top Speed [km/h]	66.7	66.6	65.2	63.5	64.1	62.3	59.1
Avg. Dist. to Rail [m]	7.7	2.4	3.2	3.5	4.5	6.5	6.9
Avg. Stride Freq. [Hz]	2.3	2.4	2.4	2.3	2.4	2.4	2.3
Avg. Stride Length [m]	5.7	7.5	7.5	7.4	7.2	7.0	6.9



- [ ] Ranking at each section and finish
- :-:- No data available at this section
- NA No data available

Horse/Jockey Name	FANTASTIC HOST/Jason Holder
Finish Rank	7
Fastest Section Time (Section)	0:11.06 (L1200)
Top Speed [km/h] (Section)	66.5 (Overall)
Race State	Finished



Thomas Farms RC Murray Bridge SA - Professional

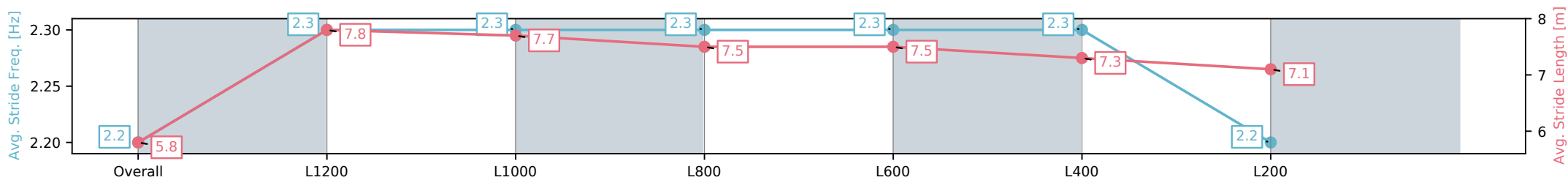
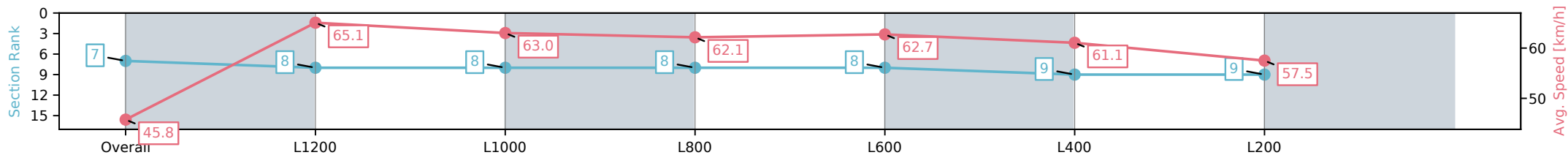
Race 9: Magic Millions Raceday Saturday 8th Of March  
Rating 0 - 56 Handicap - 1400m

24 January 2025 - 6:53PM

Track Rating: Good 4, Weather: Fine, Rail Position: +6m 1200m  
Chute, +9m Remainder



Section	Overall	L1200	L1000	L800	L600	L400	L200
Section Times	1:25.97 [7] (0:15.74)	1:10.23 [8] (0:11.06)	0:59.17 [8] (0:11.53)	0:47.64 [8] (0:11.70)	0:35.94 [8] (0:11.63)	0:24.31 [9] (0:11.81)	0:12.50 [9] (0:12.50)
Average Speed [km/h]	45.8	65.1	63.0	62.1	62.7	61.1	57.5
Top Speed [km/h]	66.1	66.5	64.1	63.3	65.0	64.9	58.4
Avg. Dist. to Rail [m]	4.7	0.5	1.7	2.0	3.6	6.0	7.5
Avg. Stride Freq. [Hz]	2.2	2.3	2.3	2.3	2.3	2.3	2.2
Avg. Stride Length [m]	5.8	7.8	7.7	7.5	7.5	7.3	7.1



- [ ] Ranking at each section and finish
- :-:- No data available at this section
- NA No data available

Horse/Jockey Name	COLORADO CRUZ/Caitlin Jones
Finish Rank	8
Fastest Section Time (Section)	0:10.94 (L1200)
Top Speed [km/h] (Section)	67.2 (Overall)
Race State	Finished



### Thomas Farms RC Murray Bridge SA - Professional

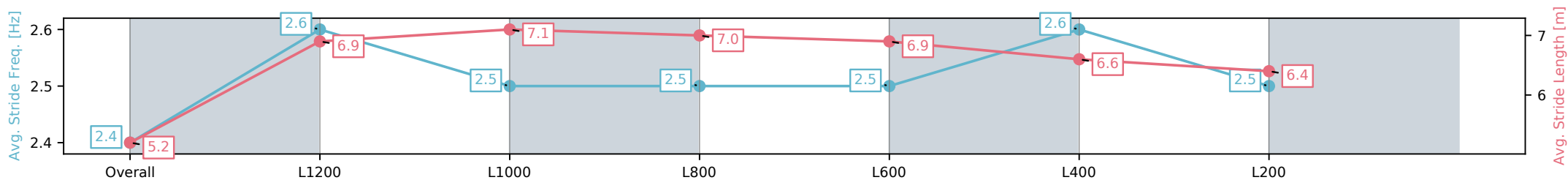
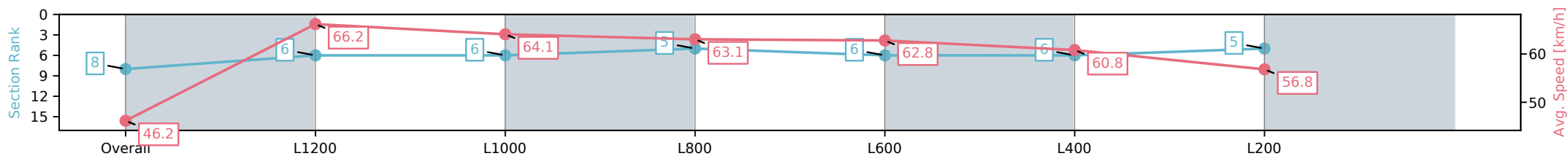
Race 9: Magic Millions Raceday Saturday 8th Of March  
Rating 0 - 56 Handicap - 1400m

24 January 2025 - 6:53PM

Track Rating: Good 4, Weather: Fine, Rail Position: +6m 1200m  
Chute, +9m Remainder



Section	Overall	L1200	L1000	L800	L600	L400	L200
Section Times	1:26.04 [8] (0:15.61)	1:10.43 [6] (0:10.94)	0:59.49 [6] (0:11.47)	0:48.02 [5] (0:11.74)	0:36.28 [6] (0:11.77)	0:24.51 [6] (0:11.83)	0:12.68 [5] (0:12.68)
Average Speed [km/h]	46.2	66.2	64.1	63.1	62.8	60.8	56.8
Top Speed [km/h]	65.8	67.2	65.3	63.6	64.0	64.0	58.4
Avg. Dist. to Rail [m]	11.4	4.3	4.5	5.6	6.5	9.4	8.2
Avg. Stride Freq. [Hz]	2.4	2.6	2.5	2.5	2.5	2.6	2.5
Avg. Stride Length [m]	5.2	6.9	7.1	7.0	6.9	6.6	6.4



- [ ] Ranking at each section and finish
- :-:- No data available at this section
- NA No data available

Horse/Jockey Name	TALL LETTER/Todd Pannell
Finish Rank	9
Fastest Section Time (Section)	0:10.60 (L1200)
Top Speed [km/h] (Section)	69.9 (Overall)
Race State	Finished



### Thomas Farms RC Murray Bridge SA - Professional

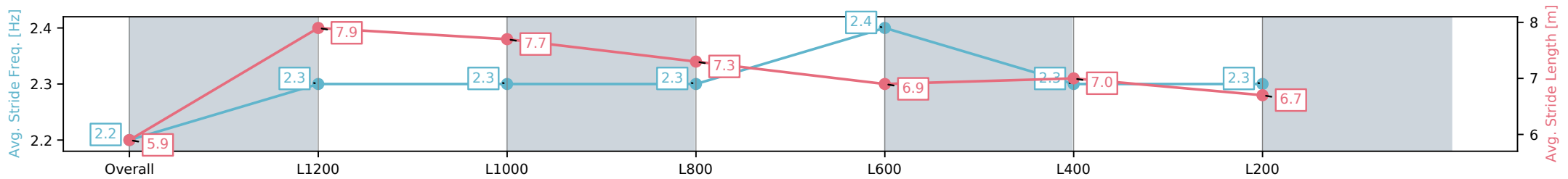
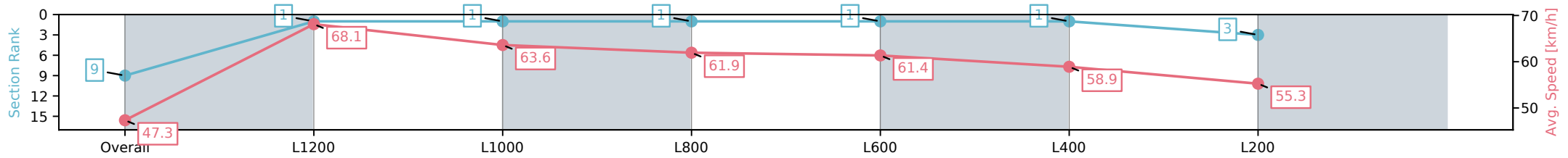
Race 9: Magic Millions Raceday Saturday 8th Of March  
Rating 0 - 56 Handicap - 1400m

24 January 2025 - 6:53PM

Track Rating: Good 4, Weather: Fine, Rail Position: +6m 1200m  
Chute, +9m Remainder



Section	Overall	L1200	L1000	L800	L600	L400	L200
Section Times	1:26.28 [9] (0:15.22)	1:11.06 [1] (0:10.60)	1:00.46 [1] (0:11.50)	0:48.96 [1] (0:11.83)	0:37.13 [1] (0:11.89)	0:25.24 [1] (0:12.21)	0:13.03 [3] (0:13.03)
Average Speed [km/h]	47.3	68.1	63.6	61.9	61.4	58.9	55.3
Top Speed [km/h]	66.7	69.9	65.6	62.6	61.9	61.7	57.0
Avg. Dist. to Rail [m]	8.6	3.6	3.3	3.6	3.2	4.8	4.8
Avg. Stride Freq. [Hz]	2.2	2.3	2.3	2.3	2.4	2.3	2.3
Avg. Stride Length [m]	5.9	7.9	7.7	7.3	6.9	7.0	6.7



- [ ] Ranking at each section and finish
- :-:- No data available at this section
- NA No data available

Horse/Jockey Name	VIVACIOUS AWARD/Lachlan Neindorf
Finish Rank	10
Fastest Section Time (Section)	0:11.21 (L1200)
Top Speed [km/h] (Section)	65.6 (Overall)
Race State	Finished



Thomas Farms RC Murray Bridge SA - Professional

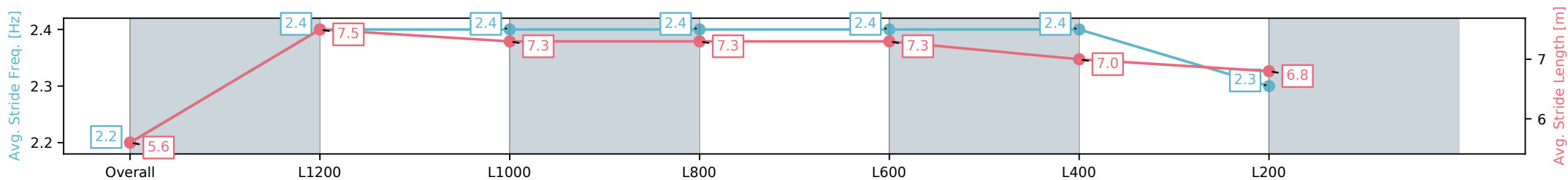
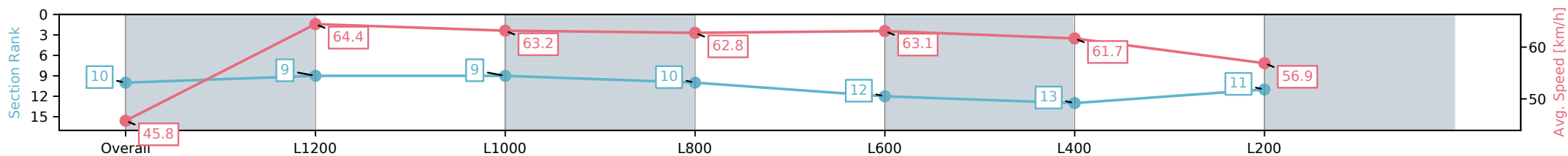
Race 9: Magic Millions Raceday Saturday 8th Of March  
Rating 0 - 56 Handicap - 1400m

24 January 2025 - 6:53PM

Track Rating: Good 4, Weather: Fine, Rail Position: +6m 1200m  
Chute, +9m Remainder



Section	Overall	L1200	L1000	L800	L600	L400	L200
Section Times	1:26.30 [10] (0:15.75)	1:10.55 [9] (0:11.21)	0:59.34 [9] (0:11.60)	0:47.74 [10] (0:11.75)	0:35.99 [12] (0:11.64)	0:24.35 [13] (0:11.70)	0:12.65 [11] (0:12.65)
Average Speed [km/h]	45.8	64.4	63.2	62.8	63.1	61.7	56.9
Top Speed [km/h]	65.3	65.6	64.9	63.5	63.9	62.5	59.7
Avg. Dist. to Rail [m]	7.2	2.2	3.9	4.5	5.8	9.4	9.8
Avg. Stride Freq. [Hz]	2.2	2.4	2.4	2.4	2.4	2.4	2.3
Avg. Stride Length [m]	5.6	7.5	7.3	7.3	7.3	7.0	6.8



- [ ] Ranking at each section and finish
- :-:- No data available at this section
- NA No data available

Horse/Jockey Name	BUSH INFERENCE/Ben Price
Finish Rank	11
Fastest Section Time (Section)	0:11.08 (L1200)
Top Speed [km/h] (Section)	66.5 (L1200)
Race State	Finished



Thomas Farms RC Murray Bridge SA - Professional

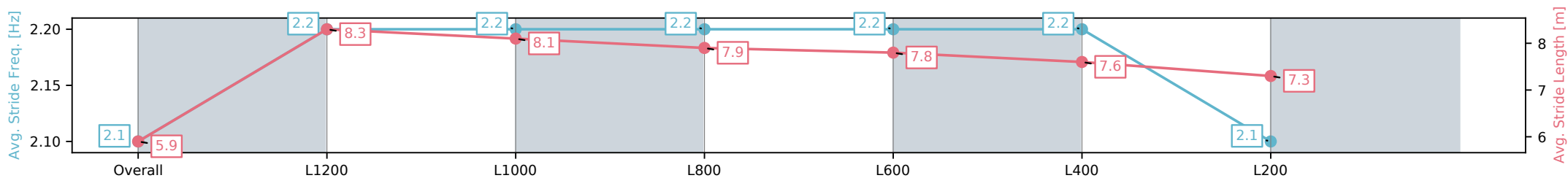
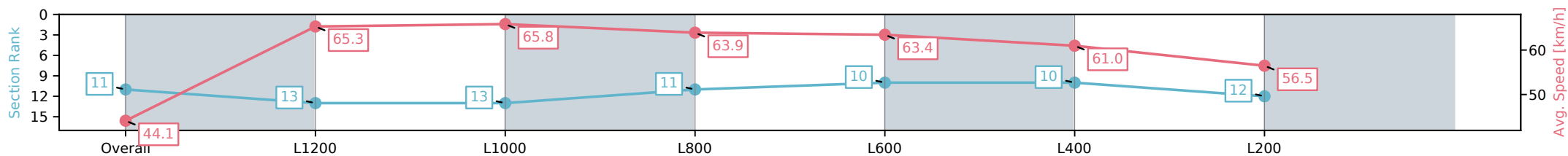
Race 9: Magic Millions Raceday Saturday 8th Of March  
Rating 0 - 56 Handicap - 1400m

24 January 2025 - 6:53PM

Track Rating: Good 4, Weather: Fine, Rail Position: +6m 1200m  
Chute, +9m Remainder



Section	Overall	L1200	L1000	L800	L600	L400	L200
Section Times	1:26.42 [11] (0:16.32)	1:10.10 [13] (0:11.08)	0:59.02 [13] (0:11.20)	0:47.82 [11] (0:11.60)	0:36.22 [10] (0:11.65)	0:24.57 [10] (0:11.81)	0:12.76 [12] (0:12.76)
Average Speed [km/h]	44.1	65.3	65.8	63.9	63.4	61.0	56.5
Top Speed [km/h]	65.1	65.9	66.5	65.0	64.9	63.5	58.8
Avg. Dist. to Rail [m]	8.8	3.1	4.7	5.9	6.8	10.4	11.8
Avg. Stride Freq. [Hz]	2.1	2.2	2.2	2.2	2.2	2.2	2.1
Avg. Stride Length [m]	5.9	8.3	8.1	7.9	7.8	7.6	7.3



- [ ] Ranking at each section and finish
- :-:- No data available at this section
- NA No data available

Horse/Jockey Name	SUPREME THUNDER/Jacob Opperman
Finish Rank	12
Fastest Section Time (Section)	0:11.18 (L1200)
Top Speed [km/h] (Section)	65.2 (Overall)
Race State	Finished



Thomas Farms RC Murray Bridge SA - Professional

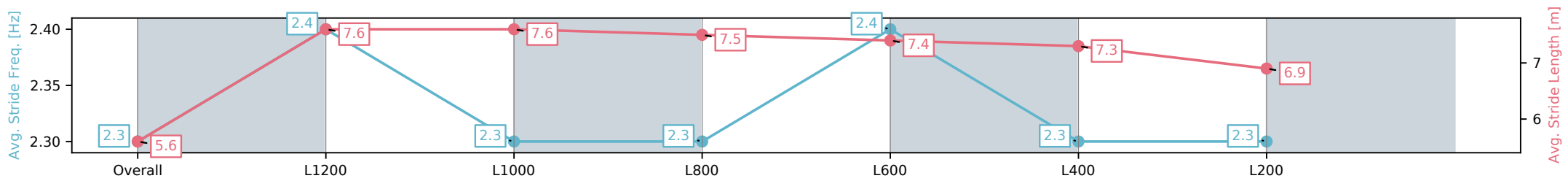
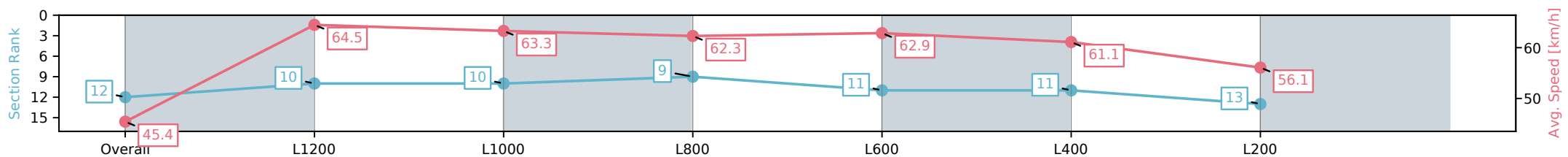
Race 9: Magic Millions Raceday Saturday 8th Of March  
Rating 0 - 56 Handicap - 1400m

24 January 2025 - 6:53PM

Track Rating: Good 4, Weather: Fine, Rail Position: +6m 1200m  
Chute, +9m Remainder



Section	Overall	L1200	L1000	L800	L600	L400	L200
Section Times	1:26.51 [12] (0:15.85)	1:10.66 [10] (0:11.18)	0:59.48 [10] (0:11.49)	0:47.99 [9] (0:11.75)	0:36.24 [11] (0:11.62)	0:24.62 [11] (0:11.80)	0:12.82 [13] (0:12.82)
Average Speed [km/h]	45.4	64.5	63.3	62.3	62.9	61.1	56.1
Top Speed [km/h]	65.0	65.2	64.4	63.0	64.0	63.8	56.8
Avg. Dist. to Rail [m]	3.3	0.6	2.1	3.1	4.1	5.7	7.2
Avg. Stride Freq. [Hz]	2.3	2.4	2.3	2.3	2.4	2.3	2.3
Avg. Stride Length [m]	5.6	7.6	7.6	7.5	7.4	7.3	6.9



[ ] Ranking at each section and finish  
 -:-:- No data available at this section  
 NA No data available



Horse/Jockey Name	SWEETWILLHEBE/Taylor Johnstone
Finish Rank	13
Fastest Section Time (Section)	0:10.93 (L1200)
Top Speed [km/h] (Section)	67.9 (Overall)
Race State	Finished



Thomas Farms RC Murray Bridge SA - Professional

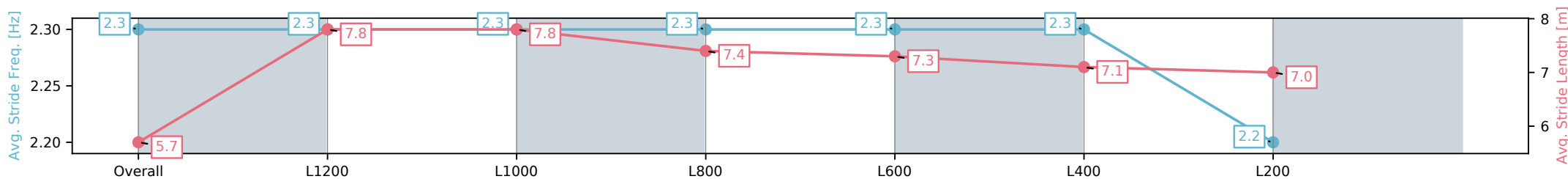
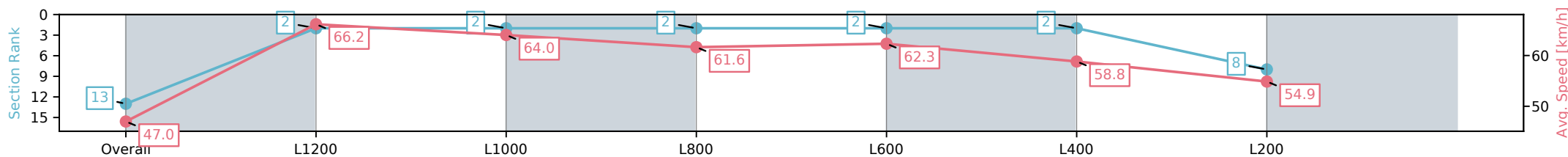
Race 9: Magic Millions Raceday Saturday 8th Of March  
Rating 0 - 56 Handicap - 1400m

24 January 2025 - 6:53PM

Track Rating: Good 4, Weather: Fine, Rail Position: +6m 1200m  
Chute, +9m Remainder



Section	Overall	L1200	L1000	L800	L600	L400	L200
Section Times	1:26.58 [13] (0:15.32)	1:11.26 [2] (0:10.93)	1:00.33 [2] (0:11.40)	0:48.93 [2] (0:11.87)	0:37.06 [2] (0:11.69)	0:25.37 [2] (0:12.25)	0:13.12 [8] (0:13.12)
Average Speed [km/h]	47.0	66.2	64.0	61.6	62.3	58.8	54.9
Top Speed [km/h]	67.9	67.8	65.8	62.9	63.1	62.2	56.8
Avg. Dist. to Rail [m]	6.1	2.6	2.9	3.3	3.1	5.0	4.3
Avg. Stride Freq. [Hz]	2.3	2.3	2.3	2.3	2.3	2.3	2.2
Avg. Stride Length [m]	5.7	7.8	7.8	7.4	7.3	7.1	7.0



- [ ] Ranking at each section and finish
- :-:- No data available at this section
- NA No data available

Horse/Jockey Name	EPAULETTE PRINCE/Tala Hutchinson
Finish Rank	14
Fastest Section Time (Section)	0:10.98 (L1200)
Top Speed [km/h] (Section)	66.4 (Overall)
Race State	Finished



Thomas Farms RC Murray Bridge SA - Professional

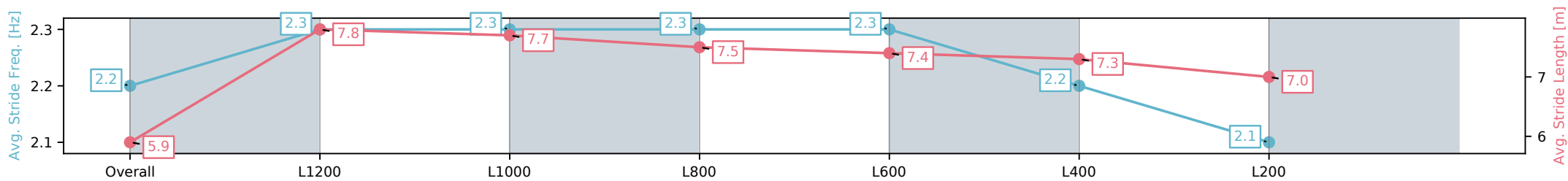
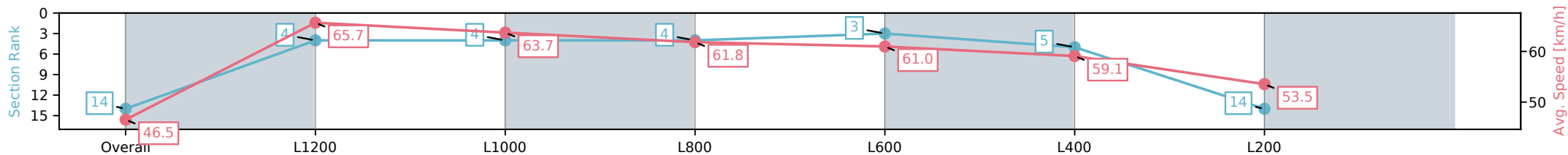
Race 9: Magic Millions Raceday Saturday 8th Of March  
Rating 0 - 56 Handicap - 1400m

24 January 2025 - 6:53PM

Track Rating: Good 4, Weather: Fine, Rail Position: +6m 1200m  
Chute, +9m Remainder



Section	Overall	L1200	L1000	L800	L600	L400	L200
Section Times	1:27.17 [14] (0:15.47)	1:11.70 [4] (0:10.98)	1:00.72 [4] (0:11.39)	0:49.33 [4] (0:11.73)	0:37.60 [3] (0:11.95)	0:25.65 [5] (0:12.18)	0:13.47 [14] (0:13.47)
Average Speed [km/h]	46.5	65.7	63.7	61.8	61.0	59.1	53.5
Top Speed [km/h]	65.6	66.4	64.8	62.5	62.1	62.3	54.5
Avg. Dist. to Rail [m]	4.8	0.8	1.6	1.6	3.0	4.0	3.8
Avg. Stride Freq. [Hz]	2.2	2.3	2.3	2.3	2.3	2.2	2.1
Avg. Stride Length [m]	5.9	7.8	7.7	7.5	7.4	7.3	7.0



- [ ] Ranking at each section and finish
- :-:- No data available at this section
- NA No data available