



RACINGSA

Thomas Farms RC Murray Bridge SA
Race 6: Thomas Farms Benchmark 56 Handicap - 900m
24 January 2025 - 5:22PM



Murray Bridge
Racing Club

Track Rating: Good 4, Weather: Fine, Rail Position: +6m 1200m Chute, +9m Remainder

Table with 5 columns: Section, Field Times, Overall, L800, L600, L400, L200. Values include times like 0:53.20, 0:44.36, etc.

Main race results table with columns: Position, #, Horse/Jockey, Barrier, Top Speed [km/h], Fastest Section, First 400m, Overall, L800, L600, L400, L200, Margin, Distance Travelled From Winner [m].

Scratched: Harleen (#9), Hayzee Fantayzee (#11), Li'l Brazen (#12)

Report Created: Fri 24 January 2025 18:37:19 GMT+11 (Note: Timing is based on positional data)

- Legend for symbols: [] Position in running at each section and finish, # Saddle cloth number, --- No data available at this section, DNF Did not finish, NA No data available, DNT Did not track, Background shading for fastest section

Horse/Jockey Name	NEXTONIXS/Brooke King
Finish Rank	1
Fastest Section Time (Section)	0:10.51 (L800)
Top Speed [km/h] (Section)	70.7 (Overall)
Race State	Finished



Thomas Farms RC Murray Bridge SA - Professional

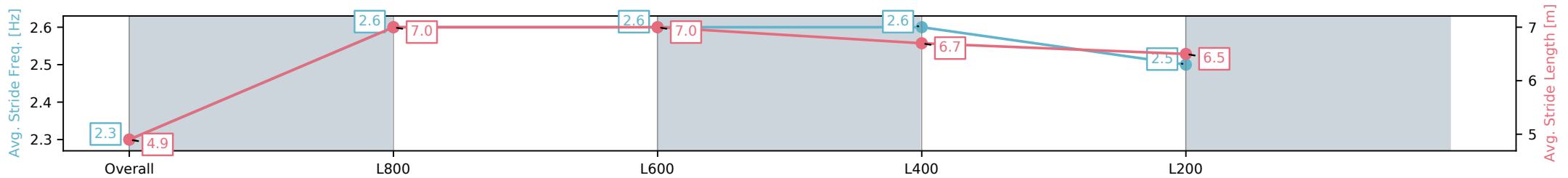
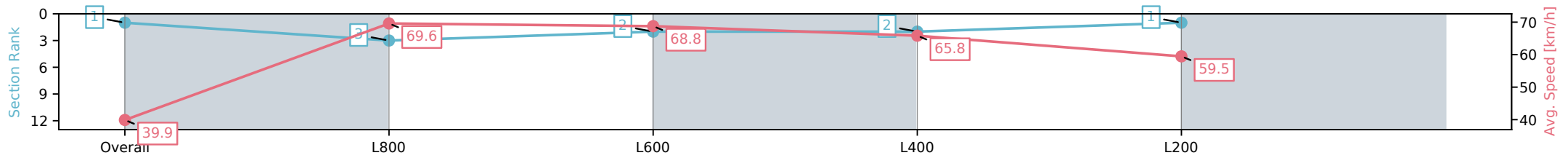
Race 6: Thomas Farms Benchmark 56 Handicap - 900m

24 January 2025 - 5:22PM

Track Rating: Good 4, Weather: Fine, Rail Position: +6m 1200m Chute, +9m Remainder



Section	Overall	L800	L600	L400	L200
Section Times	0:53.20 [1] (0:09.03)	0:44.17 [3] (0:10.51)	0:33.66 [2] (0:10.65)	0:23.01 [2] (0:10.92)	0:12.09 [1] (0:12.09)
Average Speed [km/h]	39.9	69.6	68.8	65.8	59.5
Top Speed [km/h]	65.3	70.7	70.1	70.3	63.1
Avg. Dist. to Rail [m]	7.5	6.0	3.6	5.6	7.4
Avg. Stride Freq. [Hz]	2.3	2.6	2.6	2.6	2.5
Avg. Stride Length [m]	4.9	7.0	7.0	6.7	6.5



- [] Ranking at each section and finish
- :-:- No data available at this section
- NA No data available

Horse/Jockey Name	ASTROMANCER/Jake Toeroek
Finish Rank	2
Fastest Section Time (Section)	0:10.57 (L800)
Top Speed [km/h] (Section)	70.0 (Overall)
Race State	Finished



Thomas Farms RC Murray Bridge SA - Professional

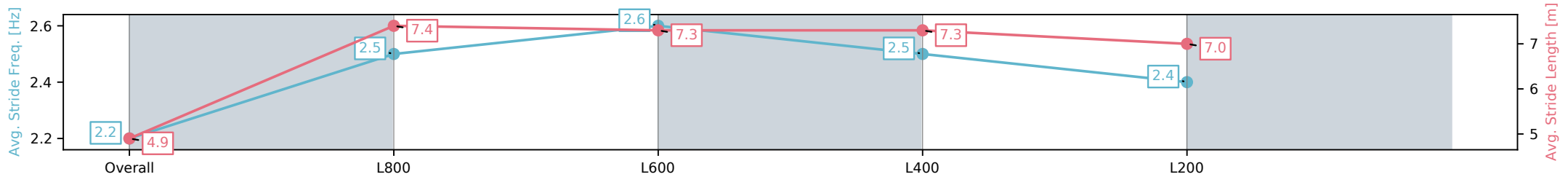
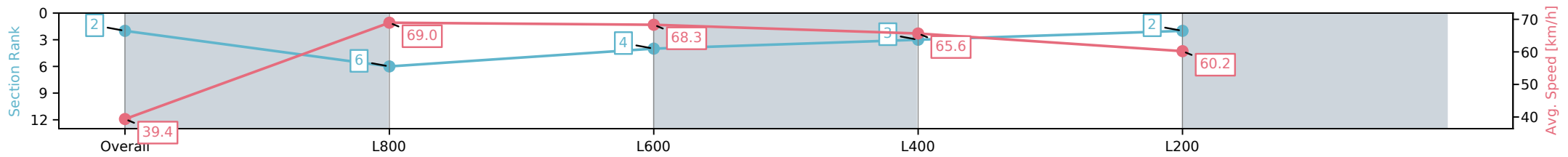
Race 6: Thomas Farms Benchmark 56 Handicap - 900m

24 January 2025 - 5:22PM

Track Rating: Good 4, Weather: Fine, Rail Position: +6m 1200m Chute, +9m Remainder



Section	Overall	L800	L600	L400	L200
Section Times	0:53.38 [2] (0:09.16)	0:44.22 [6] (0:10.57)	0:33.64 [4] (0:10.72)	0:22.92 [3] (0:10.96)	0:11.96 [2] (0:11.96)
Average Speed [km/h]	39.4	69.0	68.3	65.6	60.2
Top Speed [km/h]	65.5	70.0	69.5	68.2	63.5
Avg. Dist. to Rail [m]	3.8	4.0	4.3	7.6	8.5
Avg. Stride Freq. [Hz]	2.2	2.5	2.6	2.5	2.4
Avg. Stride Length [m]	4.9	7.4	7.3	7.3	7.0



- [] Ranking at each section and finish
- :-:- No data available at this section
- NA No data available

Horse/Jockey Name	ZUFASTA/Alana Livesey
Finish Rank	3
Fastest Section Time (Section)	0:10.64 (L600)
Top Speed [km/h] (Section)	68.9 (L800)
Race State	Finished



Thomas Farms RC Murray Bridge SA - Professional

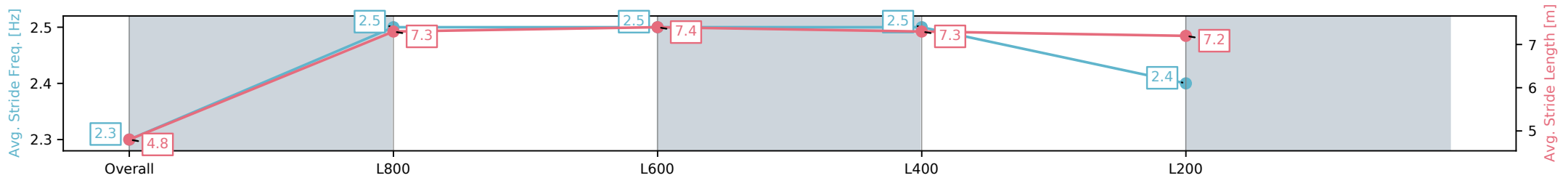
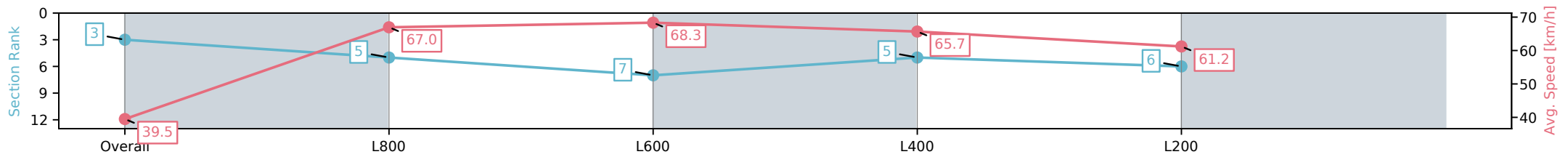
Race 6: Thomas Farms Benchmark 56 Handicap - 900m

24 January 2025 - 5:22PM

Track Rating: Good 4, Weather: Fine, Rail Position: +6m 1200m Chute, +9m Remainder



Section	Overall	L800	L600	L400	L200
Section Times	0:53.40 [3] (0:09.13)	0:44.27 [5] (0:10.91)	0:33.36 [7] (0:10.64)	0:22.72 [5] (0:10.96)	0:11.76 [6] (0:11.76)
Average Speed [km/h]	39.5	67.0	68.3	65.7	61.2
Top Speed [km/h]	63.7	68.0	68.9	67.6	64.3
Avg. Dist. to Rail [m]	4.0	4.0	2.9	7.0	7.8
Avg. Stride Freq. [Hz]	2.3	2.5	2.5	2.5	2.4
Avg. Stride Length [m]	4.8	7.3	7.4	7.3	7.2



[] Ranking at each section and finish
 -:-:- No data available at this section
 NA No data available

Horse/Jockey Name	CROWN MOSHE/Zoe Lloyd
Finish Rank	4
Fastest Section Time (Section)	0:10.60 (L600)
Top Speed [km/h] (Section)	70.9 (L800)
Race State	Finished



Thomas Farms RC Murray Bridge SA - Professional

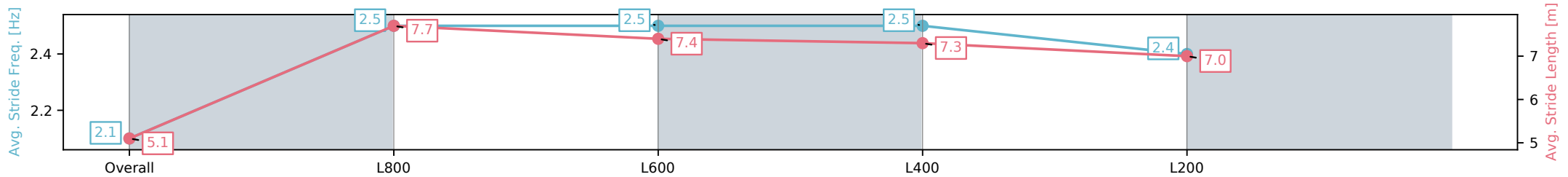
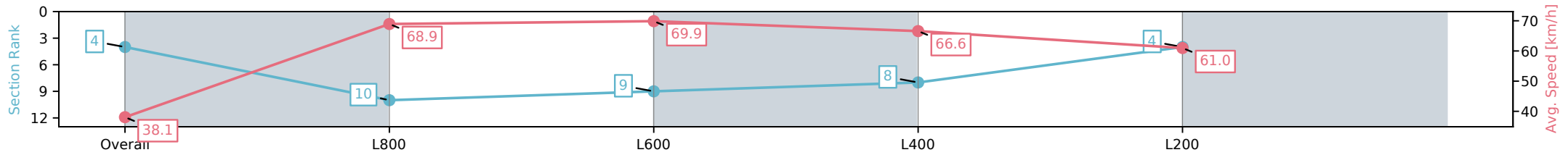
Race 6: Thomas Farms Benchmark 56 Handicap - 900m

24 January 2025 - 5:22PM

Track Rating: Good 4, Weather: Fine, Rail Position: +6m 1200m Chute, +9m Remainder



Section	Overall	L800	L600	L400	L200
Section Times	0:53.43 [4] (0:09.49)	0:43.94 [10] (0:10.72)	0:33.22 [9] (0:10.60)	0:22.62 [8] (0:10.82)	0:11.80 [4] (0:11.80)
Average Speed [km/h]	38.1	68.9	69.9	66.6	61.0
Top Speed [km/h]	64.3	70.5	70.9	69.0	63.8
Avg. Dist. to Rail [m]	9.4	8.2	7.3	11.3	11.6
Avg. Stride Freq. [Hz]	2.1	2.5	2.5	2.5	2.4
Avg. Stride Length [m]	5.1	7.7	7.4	7.3	7.0



- [] Ranking at each section and finish
- :-:- No data available at this section
- NA No data available

Horse/Jockey Name	SWISS WISH/Caitlin Jones
Finish Rank	5
Fastest Section Time (Section)	0:10.74 (L600)
Top Speed [km/h] (Section)	70.5 (Overall)
Race State	Finished



Thomas Farms RC Murray Bridge SA - Professional

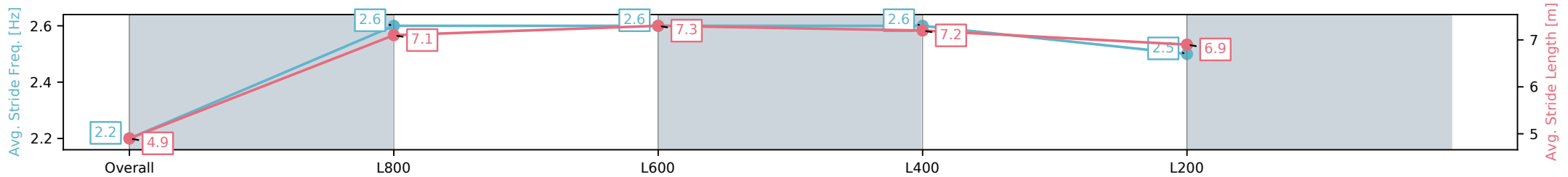
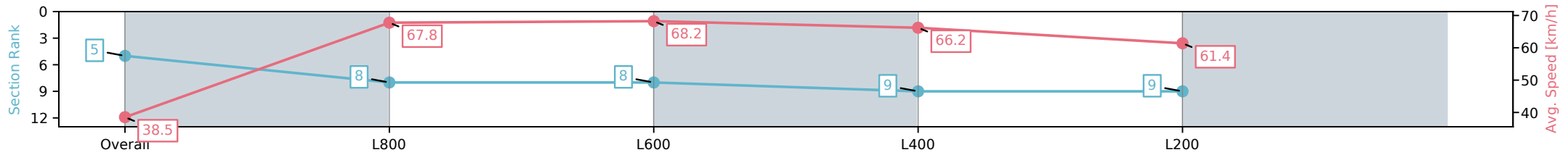
Race 6: Thomas Farms Benchmark 56 Handicap - 900m

24 January 2025 - 5:22PM

Track Rating: Good 4, Weather: Fine, Rail Position: +6m 1200m Chute, +9m Remainder



Section	Overall	L800	L600	L400	L200
Section Times	0:53.51 [5] (0:09.37)	0:44.14 [8] (0:10.80)	0:33.34 [8] (0:10.74)	0:22.60 [9] (0:10.86)	0:11.74 [9] (0:11.74)
Average Speed [km/h]	38.5	67.8	68.2	66.2	61.4
Top Speed [km/h]	62.0	70.5	70.0	67.9	64.5
Avg. Dist. to Rail [m]	7.6	6.1	4.0	8.8	12.1
Avg. Stride Freq. [Hz]	2.2	2.6	2.6	2.6	2.5
Avg. Stride Length [m]	4.9	7.1	7.3	7.2	6.9



- [] Ranking at each section and finish
- :-:- No data available at this section
- NA No data available

Horse/Jockey Name	PRETTY RELIABLE/Jacob Opperman
Finish Rank	6
Fastest Section Time (Section)	0:10.70 (L600)
Top Speed [km/h] (Section)	70.0 (Overall)
Race State	Finished



Thomas Farms RC Murray Bridge SA - Professional

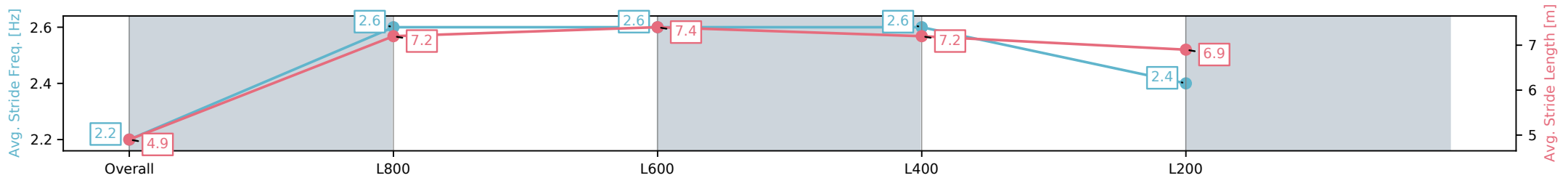
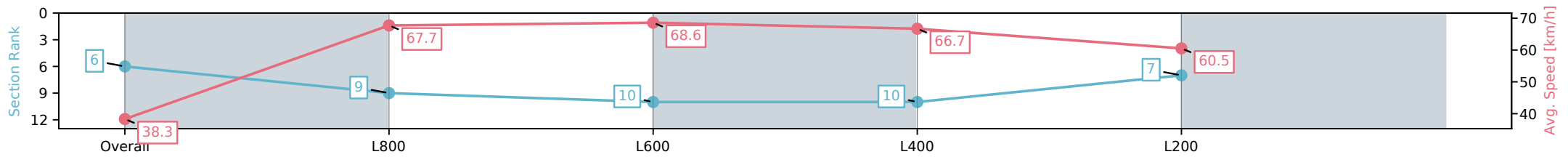
Race 6: Thomas Farms Benchmark 56 Handicap - 900m

24 January 2025 - 5:22PM

Track Rating: Good 4, Weather: Fine, Rail Position: +6m 1200m Chute, +9m Remainder



Section	Overall	L800	L600	L400	L200
Section Times	0:53.63 [6] (0:09.45)	0:44.18 [9] (0:10.79)	0:33.39 [10] (0:10.70)	0:22.69 [10] (0:10.79)	0:11.90 [7] (0:11.90)
Average Speed [km/h]	38.3	67.7	68.6	66.7	60.5
Top Speed [km/h]	65.4	70.0	69.4	69.7	63.4
Avg. Dist. to Rail [m]	4.5	5.5	4.5	5.2	5.6
Avg. Stride Freq. [Hz]	2.2	2.6	2.6	2.6	2.4
Avg. Stride Length [m]	4.9	7.2	7.4	7.2	6.9



- [] Ranking at each section and finish
- :-:- No data available at this section
- NA No data available

Horse/Jockey Name	EMERALD COURT/Sairyn Fawke
Finish Rank	7
Fastest Section Time (Section)	0:10.61 (L800)
Top Speed [km/h] (Section)	70.1 (Overall)
Race State	Finished



Thomas Farms RC Murray Bridge SA - Professional

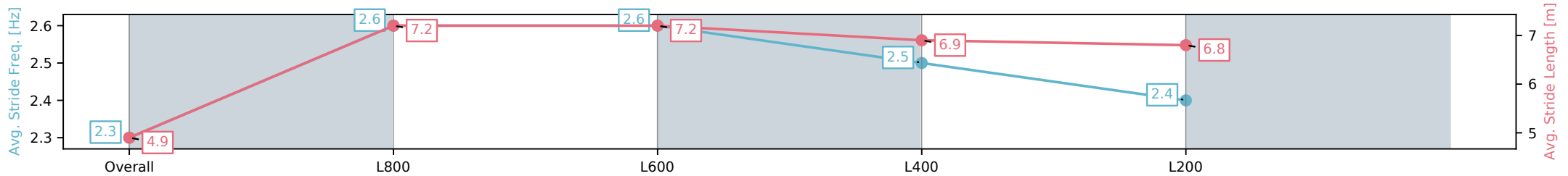
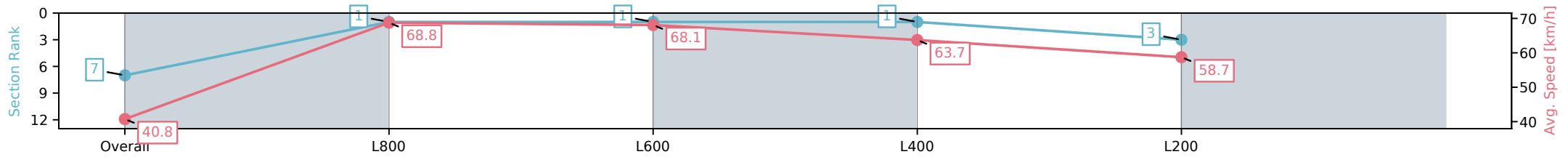
Race 6: Thomas Farms Benchmark 56 Handicap - 900m

24 January 2025 - 5:22PM

Track Rating: Good 4, Weather: Fine, Rail Position: +6m 1200m Chute, +9m Remainder



Section	Overall	L800	L600	L400	L200
Section Times	0:53.70 [7] (0:08.84)	0:44.86 [1] (0:10.61)	0:34.25 [1] (0:10.70)	0:23.55 [1] (0:11.30)	0:12.25 [3] (0:12.25)
Average Speed [km/h]	40.8	68.8	68.1	63.7	58.7
Top Speed [km/h]	64.7	70.1	70.0	65.7	64.5
Avg. Dist. to Rail [m]	2.9	3.6	2.6	4.3	5.9
Avg. Stride Freq. [Hz]	2.3	2.6	2.6	2.5	2.4
Avg. Stride Length [m]	4.9	7.2	7.2	6.9	6.8



[] Ranking at each section and finish
 -:-:- No data available at this section
 NA No data available

Horse/Jockey Name	INNER SANCTUM/Stacey Metcalfe
Finish Rank	8
Fastest Section Time (Section)	0:10.82 (L600)
Top Speed [km/h] (Section)	68.4 (Overall)
Race State	Finished



Thomas Farms RC Murray Bridge SA - Professional

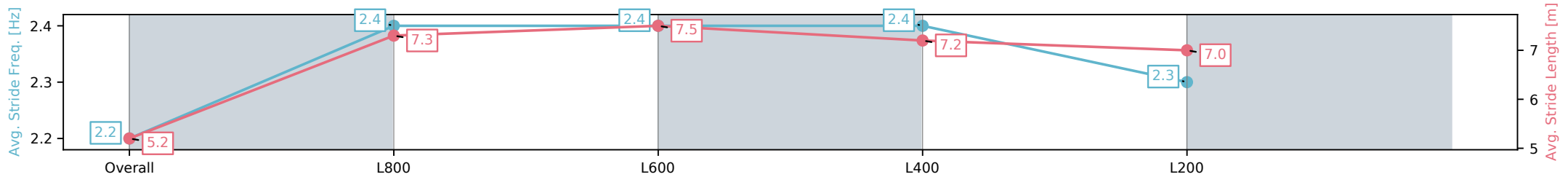
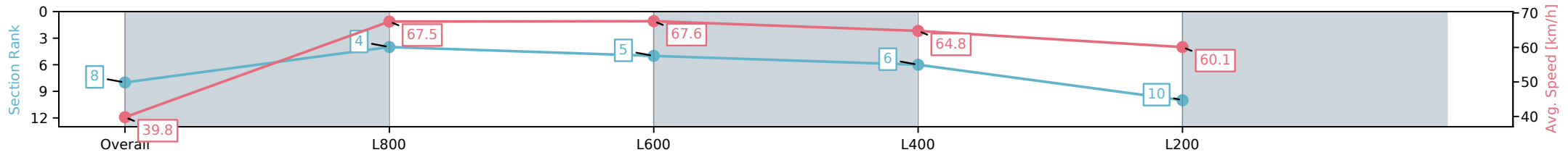
Race 6: Thomas Farms Benchmark 56 Handicap - 900m

24 January 2025 - 5:22PM

Track Rating: Good 4, Weather: Fine, Rail Position: +6m 1200m Chute, +9m Remainder



Section	Overall	L800	L600	L400	L200
Section Times	0:53.81 [8] (0:09.07)	0:44.74 [4] (0:10.84)	0:33.90 [5] (0:10.82)	0:23.08 [6] (0:11.12)	0:11.96 [10] (0:11.96)
Average Speed [km/h]	39.8	67.5	67.6	64.8	60.1
Top Speed [km/h]	64.0	68.4	68.1	67.4	62.4
Avg. Dist. to Rail [m]	5.3	5.1	3.6	5.2	7.0
Avg. Stride Freq. [Hz]	2.2	2.4	2.4	2.4	2.3
Avg. Stride Length [m]	5.2	7.3	7.5	7.2	7.0



- [] Ranking at each section and finish
- :-:- No data available at this section
- NA No data available

Horse/Jockey Name	READ/Justin Potter
Finish Rank	9
Fastest Section Time (Section)	0:10.72 (L600)
Top Speed [km/h] (Section)	69.9 (L800)
Race State	Finished



Thomas Farms RC Murray Bridge SA - Professional

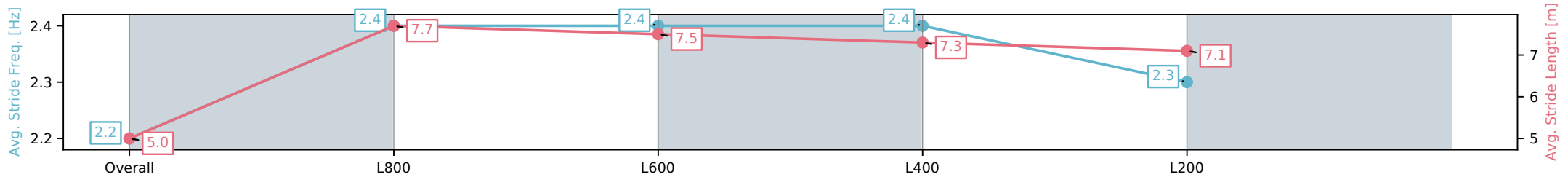
Race 6: Thomas Farms Benchmark 56 Handicap - 900m

24 January 2025 - 5:22PM

Track Rating: Good 4, Weather: Fine, Rail Position: +6m 1200m Chute, +9m Remainder



Section	Overall	L800	L600	L400	L200
Section Times	0:53.81 [9] (0:09.21)	0:44.60 [7] (0:10.80)	0:33.80 [6] (0:10.72)	0:23.08 [6] (0:11.00)	0:12.08 [7] (0:12.08)
Average Speed [km/h]	39.2	68.1	68.9	65.4	59.6
Top Speed [km/h]	64.2	69.5	69.9	68.0	62.9
Avg. Dist. to Rail [m]	6.6	6.2	6.4	9.6	10.3
Avg. Stride Freq. [Hz]	2.2	2.4	2.4	2.4	2.3
Avg. Stride Length [m]	5.0	7.7	7.5	7.3	7.1



- [] Ranking at each section and finish
- :-:- No data available at this section
- NA No data available

Horse/Jockey Name	IMMORTAL SPIRIT/Alan Lai
Finish Rank	10
Fastest Section Time (Section)	0:10.72 (L800)
Top Speed [km/h] (Section)	68.5 (Overall)
Race State	Finished



Thomas Farms RC Murray Bridge SA - Professional

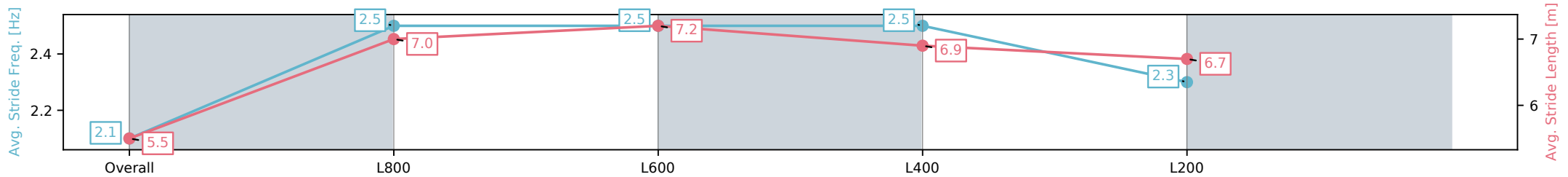
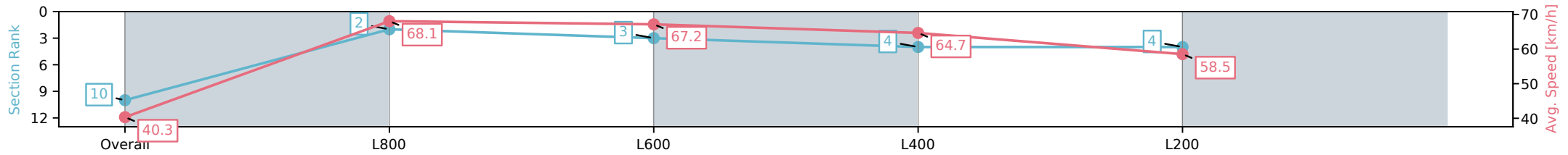
Race 6: Thomas Farms Benchmark 56 Handicap - 900m

24 January 2025 - 5:22PM

Track Rating: Good 4, Weather: Fine, Rail Position: +6m 1200m Chute, +9m Remainder



Section	Overall	L800	L600	L400	L200
Section Times	0:53.93 [10] (0:08.91)	0:45.02 [2] (0:10.72)	0:34.30 [3] (0:10.87)	0:23.43 [4] (0:11.13)	0:12.30 [4] (0:12.30)
Average Speed [km/h]	40.3	68.1	67.2	64.7	58.5
Top Speed [km/h]	66.2	68.5	68.0	68.0	61.8
Avg. Dist. to Rail [m]	3.3	3.0	3.8	4.5	4.3
Avg. Stride Freq. [Hz]	2.1	2.5	2.5	2.5	2.3
Avg. Stride Length [m]	5.5	7.0	7.2	6.9	6.7



- [] Ranking at each section and finish
- :-:- No data available at this section
- NA No data available