



RACINGSA

Thomas Farms RC Murray Bridge SA
Race 5: Sportsbet Fast Form Class One Handicap - 1600m
24 January 2025 - 4:40PM



Murray Bridge
Racing Club

Track Rating: Good 4, Weather: Fine, Rail Position: +6m 1200m Chute, +9m Remainder

Table with columns: Section, Field Times, Position, #, Horse/Jockey, Barrier, Top Speed [km/h], Fastest Section, First 400m, Overall, L1400, L1200, L1000, L800, L600, Distance Travelled From Winner [m]. Rows include horses like PIWHANE, BALISTIQUE, GOOD BLOKE, COVERT WITNESS, DERBY DOWNS, GIORGI, HAYAI MESU, ARCHDEACON, and ABSOLUTELY STOKED.

Scratched: See Ya Later Baby (#2), The Tank (#3), Lady Lupara (#7), Opportune Chance (#8)

- [] Position in running at each section and finish
Saddle cloth number
-:-:- No data available at this section
DNF Did not finish
NA No data available
DNT Did not track
[] Background shading for fastest section



RACINGSA

Thomas Farms RC Murray Bridge SA

Race 5: Sportsbet Fast Form Class One Handicap - 1600m

24 January 2025 - 4:40PM



Murray Bridge
Racing Club

Track Rating: Good 4, Weather: Fine, Rail Position: +6m 1200m Chute, +9m Remainder

Section Field Times

L400
0:24.24
(0:11.81)

L200
0:12.43
(0:12.43)

Position	#	Horse/Jockey	Barrier	Top Speed [km/h]	Fastest Section	First 400m			Margin				Distance Travelled From Winner [m]
1	12	PIWHANE Kayla Crowther	1	64.2 800-600	0:11.61 1400-1200	0:27.46	0:23.98 [4] (0:11.63)	0:12.35 [2] (0:12.35)	1:38.74				
2	5	BALISTIQUE Tala Hutchinson	3	64.5 800-600	0:11.59 600-400	0:27.56	0:23.83 [6] (0:11.67)	0:12.16 [5] (0:12.16)	0.2L				+1
3	1	GOOD BLOKE Jacob Opperman	2	65.7 1600-1400	0:11.47 1400-1200	0:27.06	0:24.41 [1] (0:11.81)	0:12.60 [1] (0:12.60)	1.07L				+3
4	9	COVERT WITNESS Jason Holder	5	64.8 800-600	0:11.53 600-400	0:27.84	0:24.18 [5] (0:11.68)	0:12.50 [4] (0:12.50)	2.08L				+4
5	4	DERBY DOWNS Margaret Collett	6	65.4 1400-1200	0:11.56 1400-1200	0:27.23	0:24.55 [2] (0:11.86)	0:12.69 [3] (0:12.69)	2.24L				+5
6	6	GIORGI Todd Pannell	9	65.7 800-600	0:11.51 600-400	0:27.95	0:24.12 [7] (0:11.68)	0:12.44 [6] (0:12.44)	3.59L				+4
7	11	HAYAI MESU Ben Price	8	63.6 1600-1400	0:11.61 1400-1200	0:27.86	0:24.29 [9] (0:11.81)	0:12.48 [9] (0:12.48)	7.37L				+5
8	13	ARCHDEACON Sairyn Fawke	7	65.6 800-600	0:11.51 600-400	0:28.02	0:24.58 [8] (0:11.63)	0:12.95 [7] (0:12.95)	7.5L				+5
9	10	ABSOLUTELY STOKED Justin Potter	4	64.3 800-600	0:11.56 1400-1200	0:27.35	0:25.76 [3] (0:12.30)	0:13.46 [8] (0:13.46)	11.26L				+8

Scratched: See Ya Later Baby (#2), The Tank (#3), Lady Lupara (#7), Opportune Chance (#8)

- [] Position in running at each section and finish
- #: Saddle cloth number
- :--- No data available at this section
- DNF Did not finish
- NA No data available
- DNT Did not track
- █ Background shading for fastest section

Horse/Jockey Name	PIWHANE/Kayla Crowther
Finish Rank	1
Fastest Section Time (Section)	0:11.61 (L1400)
Top Speed [km/h] (Section)	64.2 (L800)
Race State	Finished



Thomas Farms RC Murray Bridge SA - Professional

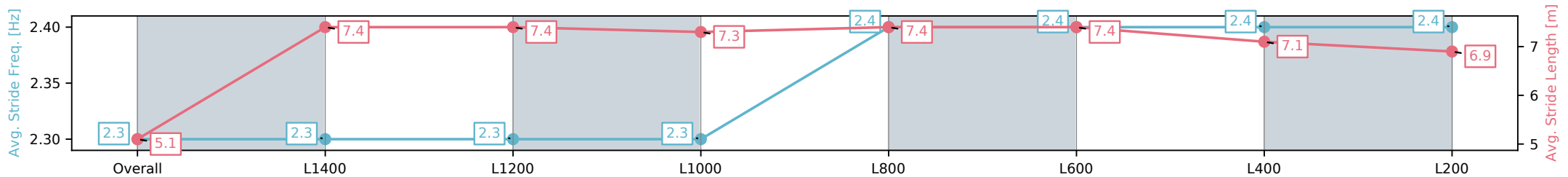
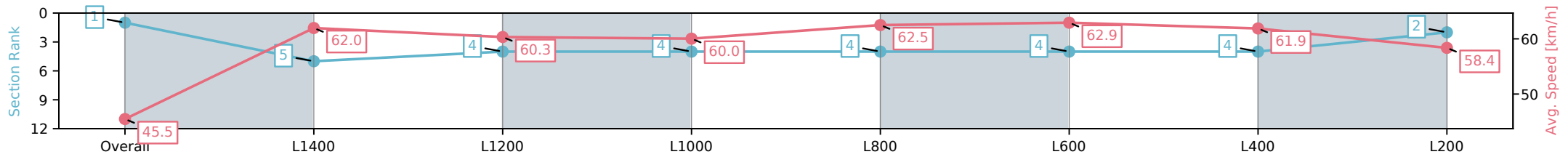
Race 5: Sportsbet Fast Form Class One Handicap - 1600m

24 January 2025 - 4:40PM

Track Rating: Good 4, Weather: Fine, Rail Position: +6m 1200m Chute, +9m Remainder



Section	Overall	L1400	L1200	L1000	L800	L600	L400	L200
Section Times	1:38.74 [1] (0:15.85)	1:22.89 [5] (0:11.61)	1:11.28 [4] (0:11.96)	0:59.32 [4] (0:12.03)	0:47.29 [4] (0:11.64)	0:35.65 [4] (0:11.67)	0:23.98 [4] (0:11.63)	0:12.35 [2] (0:12.35)
Average Speed [km/h]	45.5	62.0	60.3	60.0	62.5	62.9	61.9	58.4
Top Speed [km/h]	62.1	62.8	61.2	60.6	63.8	64.2	63.5	61.6
Avg. Dist. to Rail [m]	2.4	0.1	0.5	0.9	2.2	4.8	8.7	7.5
Avg. Stride Freq. [Hz]	2.3	2.3	2.3	2.3	2.4	2.4	2.4	2.4
Avg. Stride Length [m]	5.1	7.4	7.4	7.3	7.4	7.4	7.1	6.9



- [] Ranking at each section and finish
- :-:- No data available at this section
- NA No data available

Horse/Jockey Name	BALISTIQUE/Tala Hutchinson
Finish Rank	2
Fastest Section Time (Section)	0:11.59 (L600)
Top Speed [km/h] (Section)	64.5 (L800)
Race State	Finished



Thomas Farms RC Murray Bridge SA - Professional

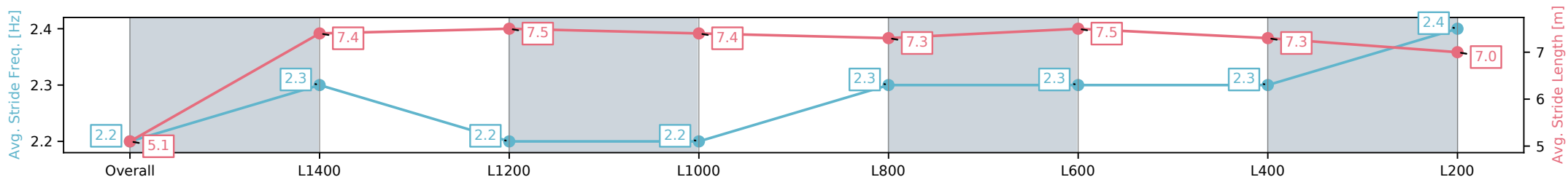
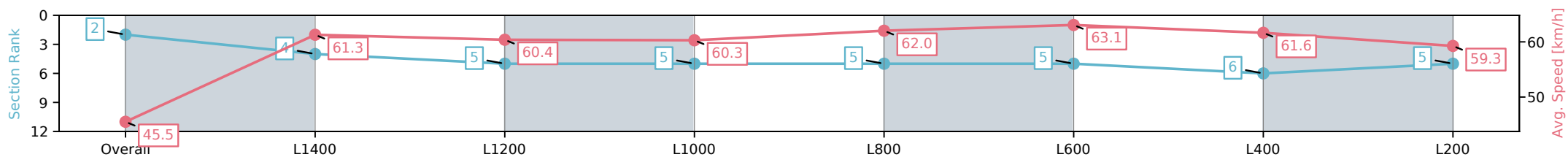
Race 5: Sportsbet Fast Form Class One Handicap - 1600m

24 January 2025 - 4:40PM

Track Rating: Good 4, Weather: Fine, Rail Position: +6m 1200m Chute, +9m Remainder



Section	Overall	L1400	L1200	L1000	L800	L600	L400	L200
Section Times	1:38.77 [2] (0:15.82)	1:22.95 [4] (0:11.75)	1:11.20 [5] (0:11.95)	0:59.25 [5] (0:12.08)	0:47.17 [5] (0:11.75)	0:35.42 [5] (0:11.59)	0:23.83 [6] (0:11.67)	0:12.16 [5] (0:12.16)
Average Speed [km/h]	45.5	61.3	60.4	60.3	62.0	63.1	61.6	59.3
Top Speed [km/h]	62.8	63.3	61.3	60.6	63.7	64.5	63.0	60.9
Avg. Dist. to Rail [m]	4.7	2.0	1.0	2.0	2.6	4.0	7.1	7.9
Avg. Stride Freq. [Hz]	2.2	2.3	2.2	2.2	2.3	2.3	2.3	2.4
Avg. Stride Length [m]	5.1	7.4	7.5	7.4	7.3	7.5	7.3	7.0



- [] Ranking at each section and finish
- :-:- No data available at this section
- NA No data available

Horse/Jockey Name	GOOD BLOKE/Jacob Opperman
Finish Rank	3
Fastest Section Time (Section)	0:11.47 (L1400)
Top Speed [km/h] (Section)	65.7 (Overall)
Race State	Finished



Thomas Farms RC Murray Bridge SA - Professional

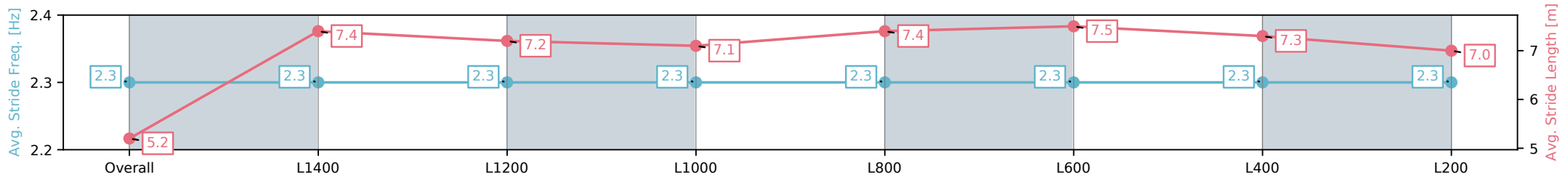
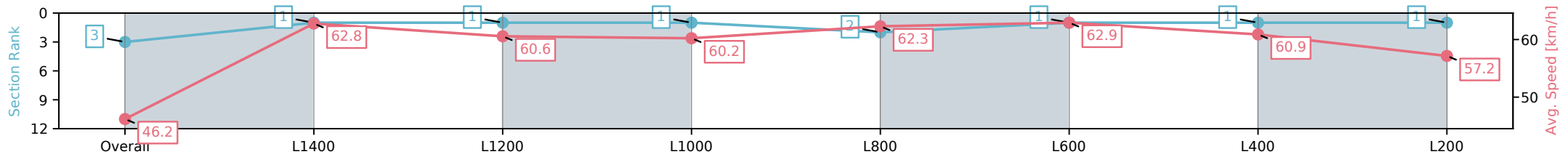
Race 5: Sportsbet Fast Form Class One Handicap - 1600m

24 January 2025 - 4:40PM

Track Rating: Good 4, Weather: Fine, Rail Position: +6m 1200m
Chute, +9m Remainder



Section	Overall	L1400	L1200	L1000	L800	L600	L400	L200
Section Times	1:38.91 [3] (0:15.59)	1:23.32 [1] (0:11.47)	1:11.85 [1] (0:11.93)	0:59.92 [1] (0:12.14)	0:47.78 [2] (0:11.76)	0:36.02 [1] (0:11.61)	0:24.41 [1] (0:11.81)	0:12.60 [1] (0:12.60)
Average Speed [km/h]	46.2	62.8	60.6	60.2	62.3	62.9	60.9	57.2
Top Speed [km/h]	63.4	65.7	61.5	61.6	62.9	63.8	63.3	58.7
Avg. Dist. to Rail [m]	4.3	2.0	2.1	3.2	3.5	3.5	3.7	3.0
Avg. Stride Freq. [Hz]	2.3	2.3	2.3	2.3	2.3	2.3	2.3	2.3
Avg. Stride Length [m]	5.2	7.4	7.2	7.1	7.4	7.5	7.3	7.0



- [] Ranking at each section and finish
- :-:- No data available at this section
- NA No data available

Horse/Jockey Name	COVERT WITNESS/Jason Holder
Finish Rank	4
Fastest Section Time (Section)	0:11.53 (L600)
Top Speed [km/h] (Section)	64.8 (L800)
Race State	Finished



Thomas Farms RC Murray Bridge SA - Professional

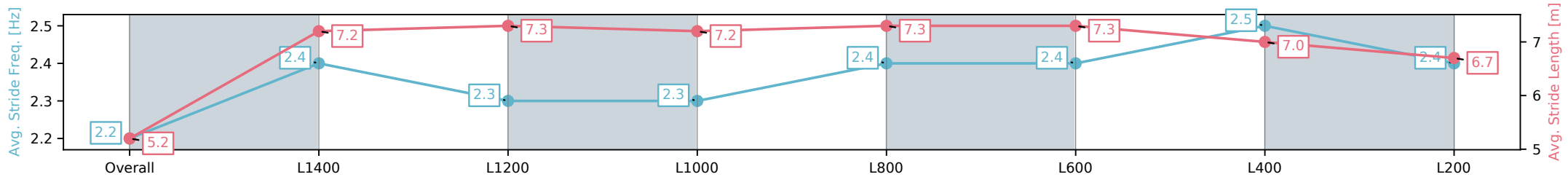
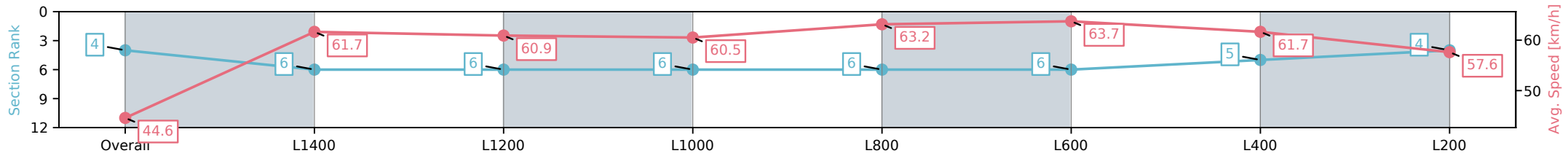
Race 5: Sportsbet Fast Form Class One Handicap - 1600m

24 January 2025 - 4:40PM

Track Rating: Good 4, Weather: Fine, Rail Position: +6m 1200m Chute, +9m Remainder



Section	Overall	L1400	L1200	L1000	L800	L600	L400	L200
Section Times	1:39.07 [4] (0:16.16)	1:22.91 [6] (0:11.68)	1:11.23 [6] (0:11.86)	0:59.37 [6] (0:12.05)	0:47.32 [6] (0:11.61)	0:35.71 [6] (0:11.53)	0:24.18 [5] (0:11.68)	0:12.50 [4] (0:12.50)
Average Speed [km/h]	44.6	61.7	60.9	60.5	63.2	63.7	61.7	57.6
Top Speed [km/h]	62.2	62.4	62.6	61.6	64.2	64.8	64.3	60.5
Avg. Dist. to Rail [m]	5.4	1.7	1.9	2.7	3.7	5.2	9.3	10.0
Avg. Stride Freq. [Hz]	2.2	2.4	2.3	2.3	2.4	2.4	2.5	2.4
Avg. Stride Length [m]	5.2	7.2	7.3	7.2	7.3	7.3	7.0	6.7



- [] Ranking at each section and finish
- :-:- No data available at this section
- NA No data available

Horse/Jockey Name	DERBY DOWNS/Margaret Collett
Finish Rank	5
Fastest Section Time (Section)	0:11.56 (L1400)
Top Speed [km/h] (Section)	65.4 (L1400)
Race State	Finished



Thomas Farms RC Murray Bridge SA - Professional

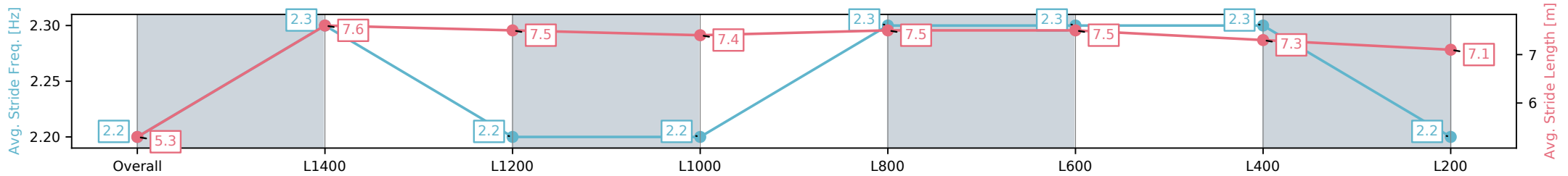
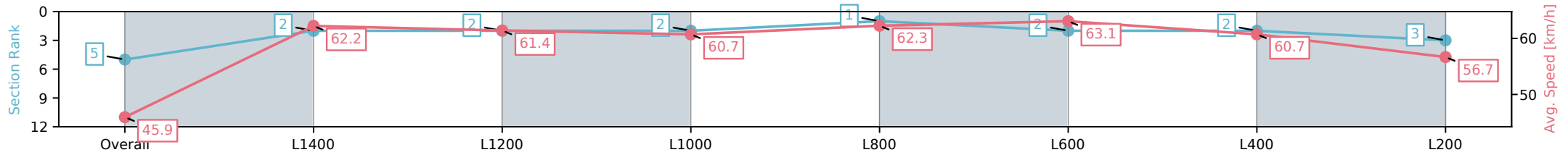
Race 5: Sportsbet Fast Form Class One Handicap - 1600m

24 January 2025 - 4:40PM

Track Rating: Good 4, Weather: Fine, Rail Position: +6m 1200m Chute, +9m Remainder



Section	Overall	L1400	L1200	L1000	L800	L600	L400	L200
Section Times	1:39.09 [5] (0:15.67)	1:23.42 [2] (0:11.56)	1:11.86 [2] (0:11.79)	1:00.07 [2] (0:12.09)	0:47.98 [1] (0:11.82)	0:36.16 [2] (0:11.61)	0:24.55 [2] (0:11.86)	0:12.69 [3] (0:12.69)
Average Speed [km/h]	45.9	62.2	61.4	60.7	62.3	63.1	60.7	56.7
Top Speed [km/h]	62.7	62.8	65.4	61.2	63.1	64.2	63.2	59.1
Avg. Dist. to Rail [m]	6.3	2.5	2.9	3.9	4.5	4.2	5.8	5.6
Avg. Stride Freq. [Hz]	2.2	2.3	2.2	2.2	2.3	2.3	2.3	2.2
Avg. Stride Length [m]	5.3	7.6	7.5	7.4	7.5	7.5	7.3	7.1



- [] Ranking at each section and finish
- :-:- No data available at this section
- NA No data available

Horse/Jockey Name	GIORGI/Todd Pannell
Finish Rank	6
Fastest Section Time (Section)	0:11.51 (L600)
Top Speed [km/h] (Section)	65.7 (L800)
Race State	Finished



Thomas Farms RC Murray Bridge SA - Professional

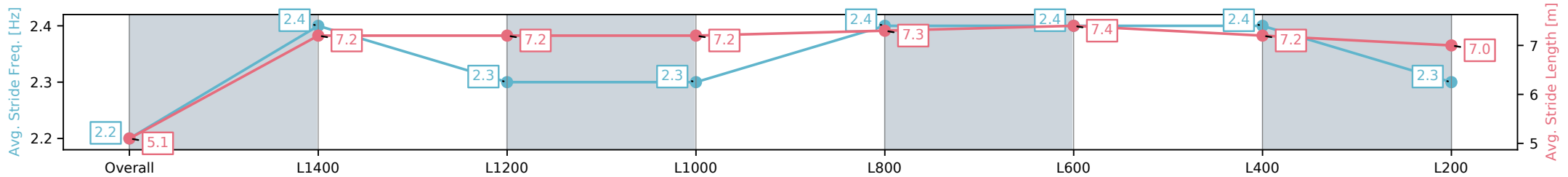
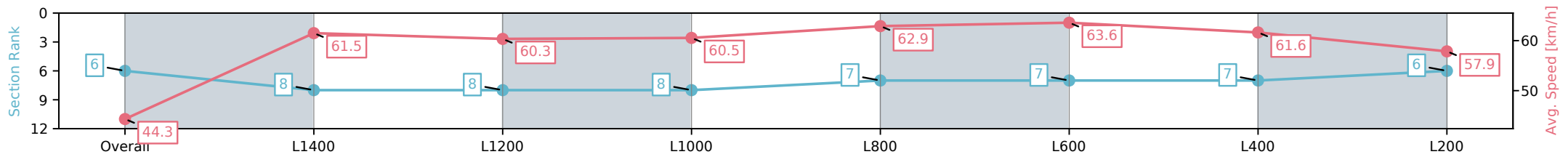
Race 5: Sportsbet Fast Form Class One Handicap - 1600m

24 January 2025 - 4:40PM

Track Rating: Good 4, Weather: Fine, Rail Position: +6m 1200m Chute, +9m Remainder



Section	Overall	L1400	L1200	L1000	L800	L600	L400	L200
Section Times	1:39.30 [6] (0:16.26)	1:23.04 [8] (0:11.69)	1:11.35 [8] (0:11.97)	0:59.38 [8] (0:12.06)	0:47.32 [7] (0:11.69)	0:35.63 [7] (0:11.51)	0:24.12 [7] (0:11.68)	0:12.44 [6] (0:12.44)
Average Speed [km/h]	44.3	61.5	60.3	60.5	62.9	63.6	61.6	57.9
Top Speed [km/h]	60.8	63.2	61.5	61.9	64.7	65.7	63.3	60.3
Avg. Dist. to Rail [m]	6.4	2.2	2.1	3.0	3.8	4.2	8.2	9.7
Avg. Stride Freq. [Hz]	2.2	2.4	2.3	2.3	2.4	2.4	2.4	2.3
Avg. Stride Length [m]	5.1	7.2	7.2	7.2	7.3	7.4	7.2	7.0



- [] Ranking at each section and finish
- :-:- No data available at this section
- NA No data available

Horse/Jockey Name	HAYAI MESU/Ben Price
Finish Rank	7
Fastest Section Time (Section)	0:11.61 (L1400)
Top Speed [km/h] (Section)	63.6 (Overall)
Race State	Finished



Thomas Farms RC Murray Bridge SA - Professional

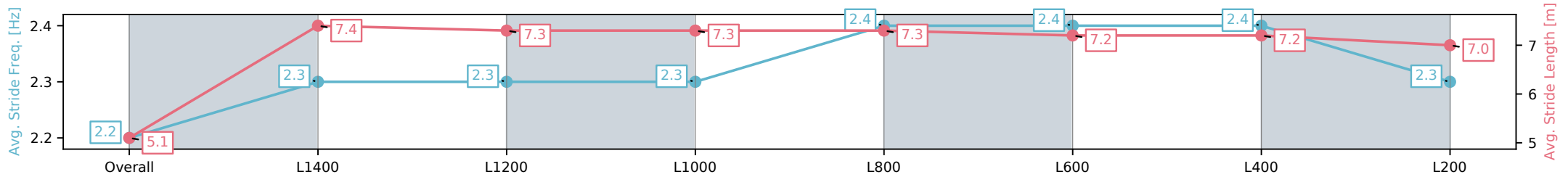
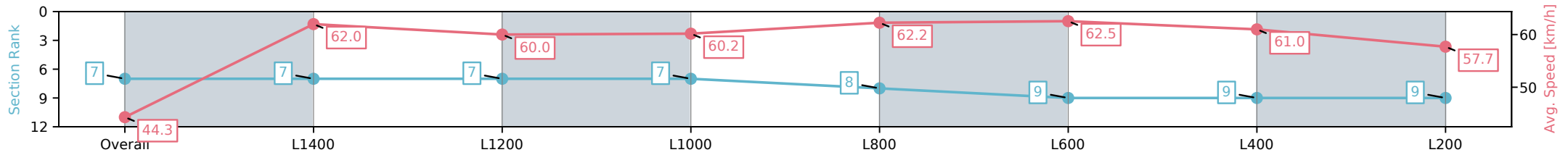
Race 5: Sportsbet Fast Form Class One Handicap - 1600m

24 January 2025 - 4:40PM

Track Rating: Good 4, Weather: Fine, Rail Position: +6m 1200m Chute, +9m Remainder



Section	Overall	L1400	L1200	L1000	L800	L600	L400	L200
Section Times	1:39.89 [7] (0:16.25)	1:23.64 [7] (0:11.61)	1:12.03 [7] (0:12.04)	0:59.99 [7] (0:12.12)	0:47.87 [8] (0:11.83)	0:36.04 [9] (0:11.75)	0:24.29 [9] (0:11.81)	0:12.48 [9] (0:12.48)
Average Speed [km/h]	44.3	62.0	60.0	60.2	62.2	62.5	61.0	57.7
Top Speed [km/h]	63.2	63.6	61.1	61.9	63.0	63.5	62.9	59.2
Avg. Dist. to Rail [m]	4.5	0.4	1.1	2.7	4.4	5.2	6.4	7.0
Avg. Stride Freq. [Hz]	2.2	2.3	2.3	2.3	2.4	2.4	2.4	2.3
Avg. Stride Length [m]	5.1	7.4	7.3	7.3	7.3	7.2	7.2	7.0



- [] Ranking at each section and finish
- :-:- No data available at this section
- NA No data available

Horse/Jockey Name	ARCHDEACON/Sairyn Fawke
Finish Rank	8
Fastest Section Time (Section)	0:11.51 (L600)
Top Speed [km/h] (Section)	65.6 (L800)
Race State	Finished



Thomas Farms RC Murray Bridge SA - Professional

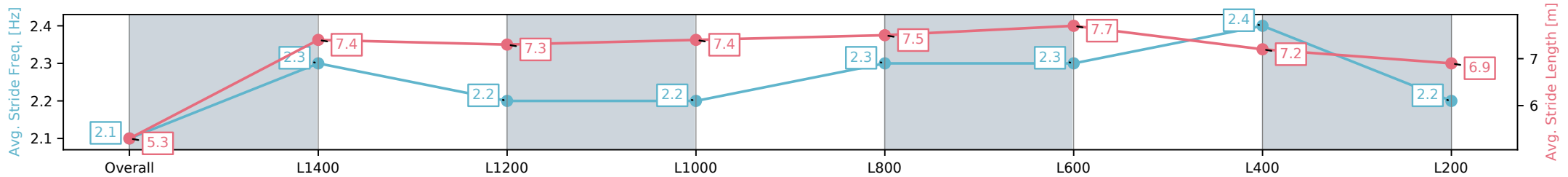
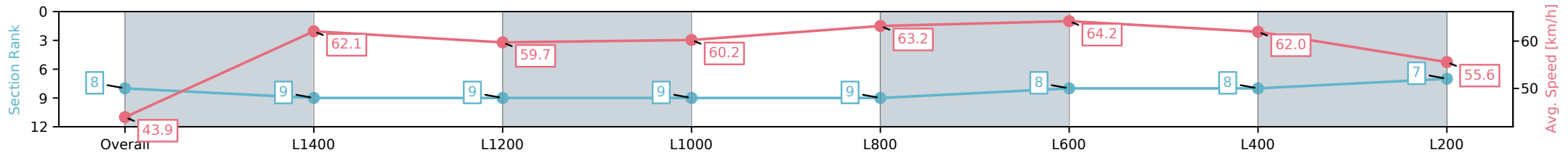
Race 5: Sportsbet Fast Form Class One Handicap - 1600m

24 January 2025 - 4:40PM

Track Rating: Good 4, Weather: Fine, Rail Position: +6m 1200m Chute, +9m Remainder



Section	Overall	L1400	L1200	L1000	L800	L600	L400	L200
Section Times	1:39.91 [8] (0:16.40)	1:23.51 [9] (0:11.62)	1:11.89 [9] (0:12.06)	0:59.83 [9] (0:12.12)	0:47.71 [9] (0:11.62)	0:36.09 [8] (0:11.51)	0:24.58 [8] (0:11.63)	0:12.95 [7] (0:12.95)
Average Speed [km/h]	43.9	62.1	59.7	60.2	63.2	64.2	62.0	55.6
Top Speed [km/h]	61.5	64.2	60.9	61.2	64.4	65.6	64.0	59.4
Avg. Dist. to Rail [m]	5.6	1.3	1.2	2.8	3.8	6.4	10.7	11.5
Avg. Stride Freq. [Hz]	2.1	2.3	2.2	2.2	2.3	2.3	2.4	2.2
Avg. Stride Length [m]	5.3	7.4	7.3	7.4	7.5	7.7	7.2	6.9



- [] Ranking at each section and finish
- :-:- No data available at this section
- NA No data available

Horse/Jockey Name	ABSOLUTELY STOKED/Justin Potter
Finish Rank	9
Fastest Section Time (Section)	0:11.56 (L1400)
Top Speed [km/h] (Section)	64.3 (L800)
Race State	Finished



Thomas Farms RC Murray Bridge SA - Professional

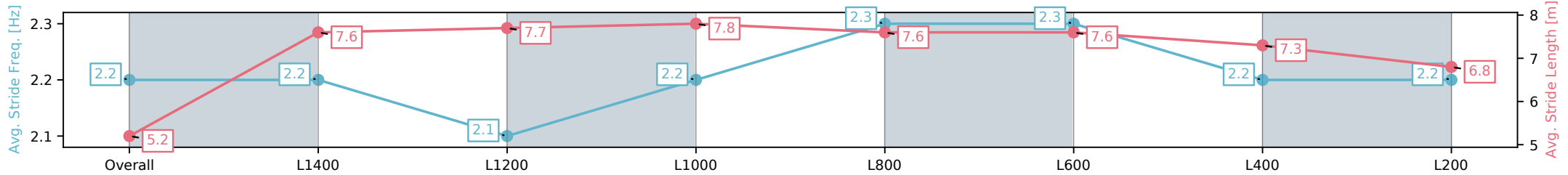
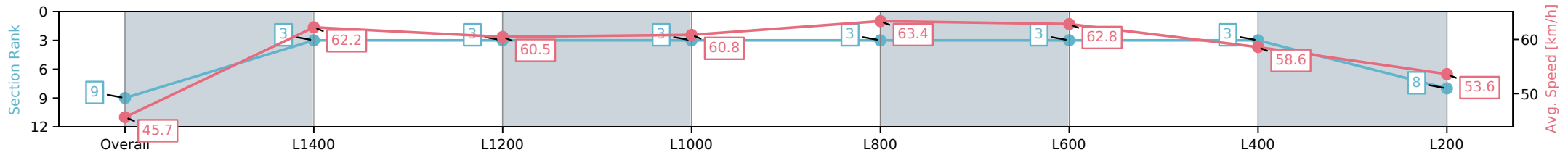
Race 5: Sportsbet Fast Form Class One Handicap - 1600m

24 January 2025 - 4:40PM

Track Rating: Good 4, Weather: Fine, Rail Position: +6m 1200m Chute, +9m Remainder



Section	Overall	L1400	L1200	L1000	L800	L600	L400	L200
Section Times	1:40.49 [9] (0:15.78)	1:24.71 [3] (0:11.56)	1:13.14 [3] (0:11.95)	1:01.19 [3] (0:12.08)	0:49.11 [3] (0:11.67)	0:37.44 [3] (0:11.68)	0:25.76 [3] (0:12.30)	0:13.46 [8] (0:13.46)
Average Speed [km/h]	45.7	62.2	60.5	60.8	63.4	62.8	58.6	53.6
Top Speed [km/h]	63.3	63.7	61.4	61.6	64.3	64.3	62.3	56.8
Avg. Dist. to Rail [m]	4.5	2.0	2.5	4.1	5.5	5.2	6.7	6.9
Avg. Stride Freq. [Hz]	2.2	2.2	2.1	2.2	2.3	2.3	2.2	2.2
Avg. Stride Length [m]	5.2	7.6	7.7	7.8	7.6	7.6	7.3	6.8



- [] Ranking at each section and finish
- :-:- No data available at this section
- NA No data available