



RACINGSA

Thomas Farms RC Murray Bridge SA
Race 4: Sportsbet Same Race Multi Class One Plate - 2000m
24 January 2025 - 4:00PM



Murray Bridge
Racing Club

Track Rating: Good 4, Weather: Fine, Rail Position: +6m 1200m Chute, +9m Remainder

Table with columns: Section, Field Times, Position, #, Horse/Jockey, Barrier, Top Speed [km/h], Fastest Section, First 400m, Overall, L1800, L1600, L1400, L1200, L1000, Distance Travelled From Winner [m]. Rows include horses like TURNED LOOSE, SON OF VADAMOS, DETORON, WHISKY SOUR, QUINTILLION, FIANO NOW, SAWBAY, CRIMINAL ART, I LOVE THIS SONG, and HOGAN.

Scratched: Dusty's Deel (#1), Little Chicago (#9), Call Out Fee (#12)

Report Created: Fri 24 January 2025 16:58:54 GMT+11 (Note: Timing is based on positional data)

- [ ] Position in running at each section and finish
# Saddle cloth number
-:-:- No data available at this section
DNF Did not finish
NA No data available
DNT Did not track
Background shading for fastest section



RACINGSA

Thomas Farms RC Murray Bridge SA  
Race 4: Sportsbet Same Race Multi Class One Plate - 2000m  
24 January 2025 - 4:00PM



Murray Bridge  
Racing Club

Track Rating: Good 4, Weather: Fine, Rail Position: +6m 1200m Chute, +9m Remainder

Section Field Times							Overall	L1800	L1600	L1400	L1200	L1000		
							2:07.75 (0:16.53)	1:51.22 (0:12.40)	1:38.82 (0:12.45)	1:26.38 (0:12.64)	1:13.74 (0:12.53)	1:01.20 (0:12.46)		
Position	#	Horse/Jockey	Barrier	Top Speed [km/h]	Fastest Section	First 400m							Distance Travelled From Winner [m]	
11	2	<b>HONDURAS</b> Teagan Voorham	12	64.8 800-600	0:11.82 800-600	0:30.64	2:09.48 (0:17.51)	1:51.97 [12] (0:13.13)	1:38.84 [12] (0:12.68)	1:26.16 [12] (0:12.39)	1:13.77 [12] (0:12.56)	1:01.20 [12] (0:12.05)	+8	
12	16	<b>BARBWIRE BABY</b> Sairyn Fawke	6	62.3 1200-1000	0:12.03 1000-800	0:29.77	2:09.51 (0:16.98)	1:52.53 [5] (0:12.79)	1:39.74 [5] (0:12.40)	1:27.34 [5] (0:12.59)	1:14.75 [5] (0:12.50)	1:02.25 [5] (0:12.03)	+8	
13	5	<b>RUE BUNGAN</b> Justin Potter	5	63.2 800-600	0:11.77 600-400	0:30.45	2:09.79 (0:17.45)	1:52.34 [11] (0:13.00)	1:39.34 [11] (0:12.56)	1:26.78 [10] (0:12.45)	1:14.33 [10] (0:12.50)	1:01.83 [10] (0:12.13)	+4	

Scratched: Dusty's Deel (#1), Little Chicago (#9), Call Out Fee (#12)

- [ ] Position in running at each section and finish    # Saddle cloth number
- :--:-- No data available at this section    **DNF** Did not finish
- NA** No data available    **DNT** Did not track
- Background shading for fastest section



RACINGSA

Thomas Farms RC Murray Bridge SA
Race 4: Sportsbet Same Race Multi Class One Plate - 2000m
24 January 2025 - 4:00PM



Murray Bridge
Racing Club

Track Rating: Good 4, Weather: Fine, Rail Position: +6m 1200m Chute, +9m Remainder

Table with columns: Section, Field Times, Position, #, Horse/Jockey, Barrier, Top Speed [km/h], Fastest Section, First 400m, L800, L600, L400, L200, Margin, Distance Travelled From Winner [m]. Rows include horses like TURNED LOOSE, SON OF VADAMOS, DETORON, WHISKY SOUR, QUINTILLION, FIANO NOW, SAWBAY, CRIMINAL ART, I LOVE THIS SONG, and HOGAN.

Scratched: Dusty's Deel (#1), Little Chicago (#9), Call Out Fee (#12)

Report Created: Fri 24 January 2025 16:58:54 GMT+11 (Note: Timing is based on positional data)

- [ ] Position in running at each section and finish
# Saddle cloth number
-:-:- No data available at this section
DNF Did not finish
NA No data available
DNT Did not track
█ Background shading for fastest section



RACINGSA

Thomas Farms RC Murray Bridge SA
Race 4: Sportsbet Same Race Multi Class One Plate - 2000m
24 January 2025 - 4:00PM



Murray Bridge
Racing Club

Track Rating: Good 4, Weather: Fine, Rail Position: +6m 1200m Chute, +9m Remainder

Section
Field Times

L800 0:48.75 (0:12.09)
L600 0:36.66 (0:11.70)
L400 0:24.96 (0:11.89)
L200 0:13.06 (0:13.06)

Table with columns: Position, #, Horse/Jockey, Barrier, Top Speed [km/h], Fastest Section, First 400m, Margin, Distance Travelled From Winner [m]. Rows include HONDURAS, BARBWIRE BABY, and RUE BUNGAN.

Scratched: Dusty's Deel (#1), Little Chicago (#9), Call Out Fee (#12)

- [ ] Position in running at each section and finish
# Saddle cloth number
-:-:- No data available at this section
DNF Did not finish
NA No data available
DNT Did not track
[ ] Background shading for fastest section

Horse/Jockey Name	TURNED LOOSE/Jessica Tzaferis
Finish Rank	1
Fastest Section Time (Section)	0:11.70 (L600)
Top Speed [km/h] (Section)	64.1 (L800)
Race State	Finished



### Thomas Farms RC Murray Bridge SA - Professional

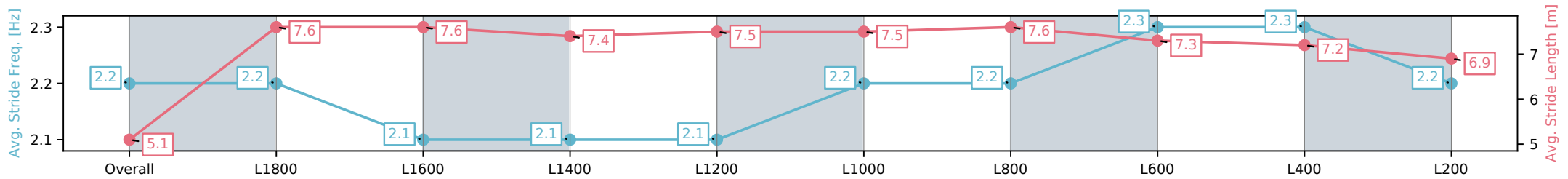
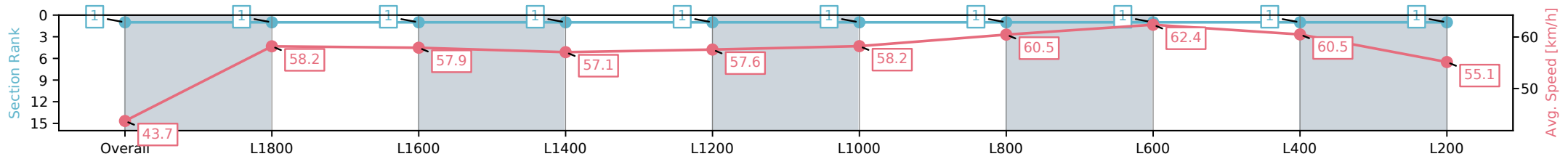
Race 4: Sportsbet Same Race Multi Class One Plate - 2000m

24 January 2025 - 4:00PM

Track Rating: Good 4, Weather: Fine, Rail Position: +6m 1200m Chute, +9m Remainder



Section	Overall	L1800	L1600	L1400	L1200	L1000	L800	L600	L400	L200
Section Times	2:07.75 [1] (0:16.53)	1:51.22 [1] (0:12.39)	1:38.83 [1] (0:12.45)	1:26.38 [1] (0:12.64)	1:13.74 [1] (0:12.53)	1:01.21 [1] (0:12.46)	0:48.75 [1] (0:12.09)	0:36.66 [1] (0:11.70)	0:24.96 [1] (0:11.89)	0:13.07 [1] (0:13.07)
Average Speed [km/h]	43.7	58.2	57.9	57.1	57.6	58.2	60.5	62.4	60.5	55.1
Top Speed [km/h]	61.8	60.1	58.5	57.7	58.0	59.8	62.4	64.1	62.4	57.8
Avg. Dist. to Rail [m]	9.9	0.7	1.5	1.3	1.7	1.5	3.2	3.3	5.2	5.1
Avg. Stride Freq. [Hz]	2.2	2.2	2.1	2.1	2.1	2.2	2.2	2.3	2.3	2.2
Avg. Stride Length [m]	5.1	7.6	7.6	7.4	7.5	7.5	7.6	7.3	7.2	6.9



- [ ] Ranking at each section and finish
- :-:- No data available at this section
- NA No data available

Horse/Jockey Name	SON OF VADAMOS/Jason Holder
Finish Rank	2
Fastest Section Time (Section)	0:11.73 (L400)
Top Speed [km/h] (Section)	63.7 (L800)
Race State	Finished



### Thomas Farms RC Murray Bridge SA - Professional

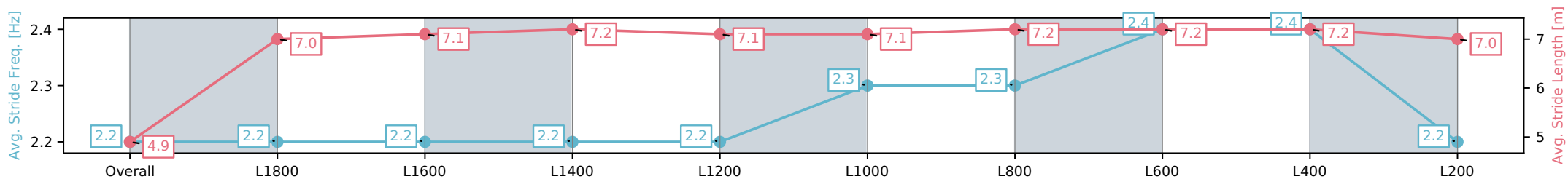
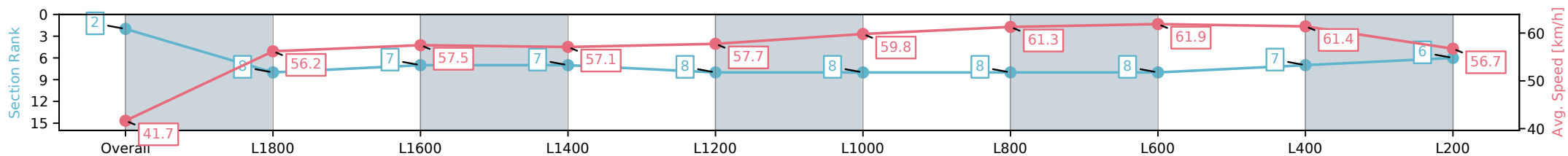
Race 4: Sportsbet Same Race Multi Class One Plate - 2000m

24 January 2025 - 4:00PM

Track Rating: Good 4, Weather: Fine, Rail Position: +6m 1200m  
Chute, +9m Remainder



Section	Overall	L1800	L1600	L1400	L1200	L1000	L800	L600	L400	L200
Section Times	2:08.03 [2] (0:17.28)	1:50.75 [8] (0:12.73)	1:38.02 [7] (0:12.52)	1:25.50 [7] (0:12.63)	1:12.87 [8] (0:12.47)	1:00.40 [8] (0:12.21)	0:48.19 [8] (0:11.97)	0:36.22 [8] (0:11.81)	0:24.41 [7] (0:11.73)	0:12.68 [6] (0:12.68)
Average Speed [km/h]	41.7	56.2	57.5	57.1	57.7	59.8	61.3	61.9	61.4	56.7
Top Speed [km/h]	59.5	58.6	58.4	58.5	58.7	61.5	62.0	63.7	63.3	60.3
Avg. Dist. to Rail [m]	7.0	1.1	0.2	0.4	0.9	2.7	3.5	4.1	6.0	4.4
Avg. Stride Freq. [Hz]	2.2	2.2	2.2	2.2	2.2	2.3	2.3	2.4	2.4	2.2
Avg. Stride Length [m]	4.9	7.0	7.1	7.2	7.1	7.1	7.2	7.2	7.2	7.0



- [ ] Ranking at each section and finish
- :-:- No data available at this section
- NA No data available

Horse/Jockey Name	DETORON/Todd Pannell
Finish Rank	3
Fastest Section Time (Section)	0:11.70 (L600)
Top Speed [km/h] (Section)	64.4 (L1000)
Race State	Finished



### Thomas Farms RC Murray Bridge SA - Professional

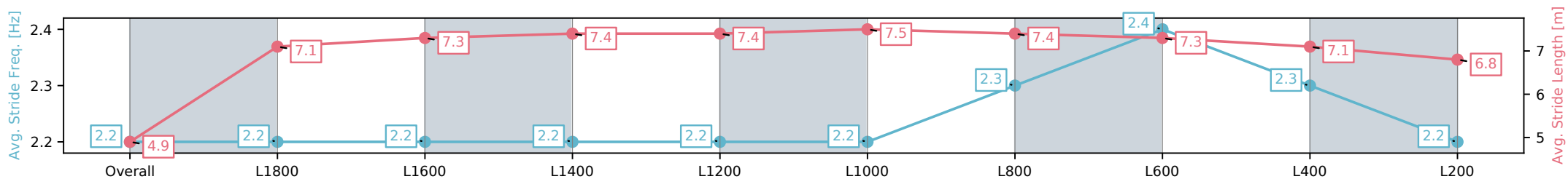
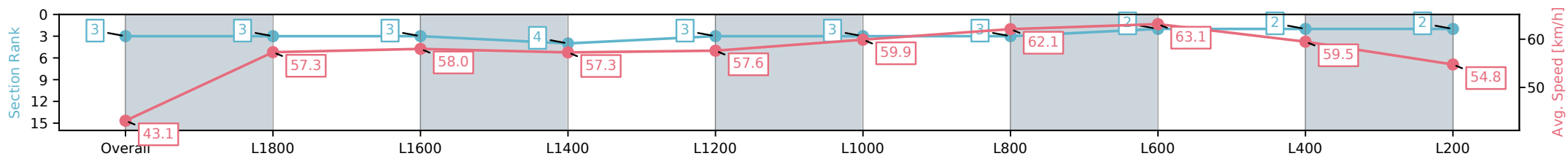
Race 4: Sportsbet Same Race Multi Class One Plate - 2000m

24 January 2025 - 4:00PM

Track Rating: Good 4, Weather: Fine, Rail Position: +6m 1200m  
Chute, +9m Remainder



Section	Overall	L1800	L1600	L1400	L1200	L1000	L800	L600	L400	L200
Section Times	2:08.15 [3] (0:16.74)	1:51.41 [3] (0:12.64)	1:38.77 [3] (0:12.45)	1:26.32 [4] (0:12.59)	1:13.73 [3] (0:12.54)	1:01.19 [3] (0:12.28)	0:48.91 [3] (0:11.96)	0:36.95 [2] (0:11.70)	0:25.25 [2] (0:12.09)	0:13.16 [2] (0:13.16)
Average Speed [km/h]	43.1	57.3	58.0	57.3	57.6	59.9	62.1	63.1	59.5	54.8
Top Speed [km/h]	60.4	58.9	59.0	57.6	58.1	61.4	64.4	64.2	62.3	57.3
Avg. Dist. to Rail [m]	8.8	1.3	2.5	2.6	2.8	4.2	6.0	6.6	7.8	6.5
Avg. Stride Freq. [Hz]	2.2	2.2	2.2	2.2	2.2	2.2	2.3	2.4	2.3	2.2
Avg. Stride Length [m]	4.9	7.1	7.3	7.4	7.4	7.5	7.4	7.3	7.1	6.8



[ ] Ranking at each section and finish  
 -:-:- No data available at this section  
 NA No data available

Horse/Jockey Name	WHISKY SOUR/Manoel Nunes
Finish Rank	4
Fastest Section Time (Section)	0:11.78 (L600)
Top Speed [km/h] (Section)	63.4 (L800)
Race State	Finished



Thomas Farms RC Murray Bridge SA - Professional

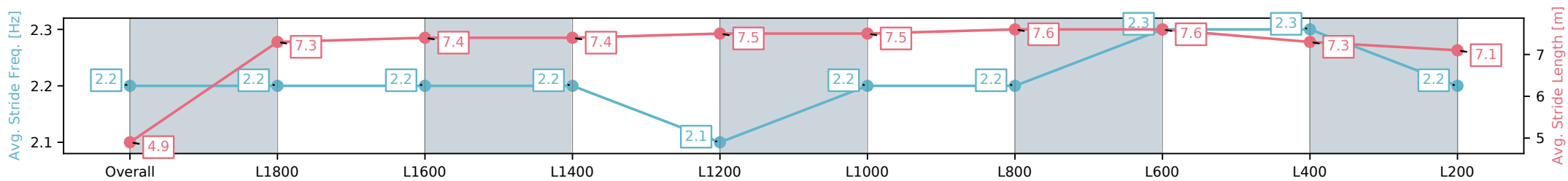
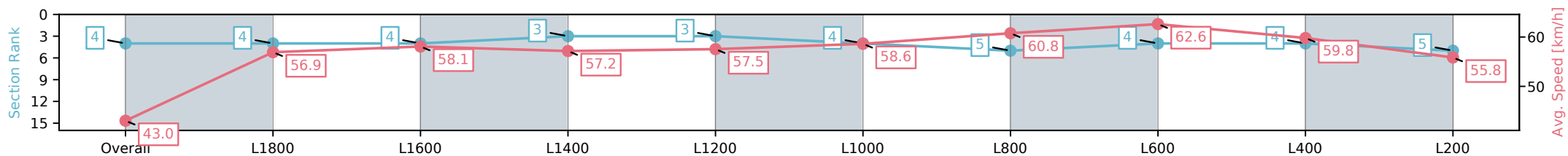
Race 4: Sportsbet Same Race Multi Class One Plate - 2000m

24 January 2025 - 4:00PM



Track Rating: Good 4, Weather: Fine, Rail Position: +6m 1200m Chute, +9m Remainder

Section	Overall	L1800	L1600	L1400	L1200	L1000	L800	L600	L400	L200
Section Times	2:08.18 [4] (0:16.75)	1:51.43 [4] (0:12.64)	1:38.79 [4] (0:12.43)	1:26.36 [3] (0:12.60)	1:13.76 [3] (0:12.54)	1:01.22 [4] (0:12.40)	0:48.82 [5] (0:12.11)	0:36.71 [4] (0:11.78)	0:24.93 [4] (0:12.03)	0:12.90 [5] (0:12.90)
Average Speed [km/h]	43.0	56.9	58.1	57.2	57.5	58.6	60.8	62.6	59.8	55.8
Top Speed [km/h]	61.1	59.7	58.8	57.6	58.1	59.8	62.2	63.4	61.9	57.7
Avg. Dist. to Rail [m]	7.2	0.5	1.2	0.9	1.0	2.1	4.0	6.4	8.3	7.6
Avg. Stride Freq. [Hz]	2.2	2.2	2.2	2.2	2.1	2.2	2.2	2.3	2.3	2.2
Avg. Stride Length [m]	4.9	7.3	7.4	7.4	7.5	7.5	7.6	7.6	7.3	7.1



- [ ] Ranking at each section and finish
- :-:- No data available at this section
- NA No data available



Horse/Jockey Name	QUINTILLION/Jacob Opperman
Finish Rank	5
Fastest Section Time (Section)	0:11.84 (L600)
Top Speed [km/h] (Section)	63.8 (L800)
Race State	Finished



Thomas Farms RC Murray Bridge SA - Professional

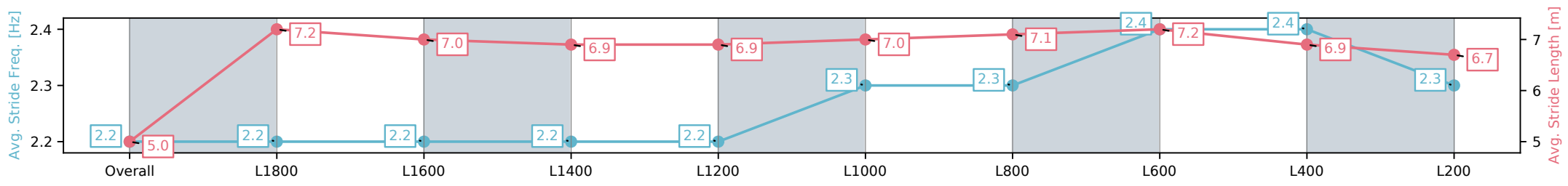
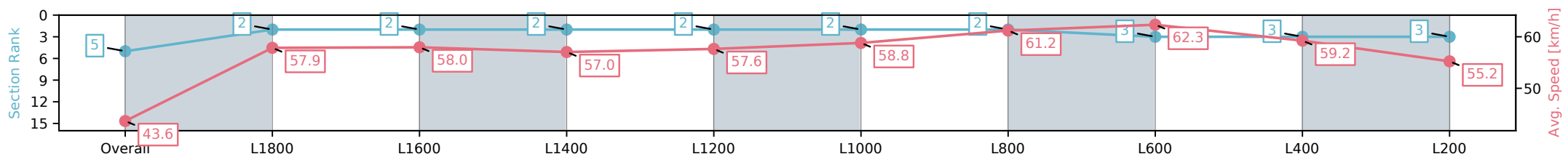
Race 4: Sportsbet Same Race Multi Class One Plate - 2000m

24 January 2025 - 4:00PM



Track Rating: Good 4, Weather: Fine, Rail Position: +6m 1200m Chute, +9m Remainder

Section	Overall	L1800	L1600	L1400	L1200	L1000	L800	L600	L400	L200
Section Times	2:08.25 [5] (0:16.55)	1:51.70 [2] (0:12.50)	1:39.20 [2] (0:12.46)	1:26.74 [2] (0:12.61)	1:14.13 [2] (0:12.55)	1:01.58 [2] (0:12.48)	0:49.10 [2] (0:12.07)	0:37.03 [3] (0:11.84)	0:25.19 [3] (0:12.14)	0:13.05 [3] (0:13.05)
Average Speed [km/h]	43.6	57.9	58.0	57.0	57.6	58.8	61.2	62.3	59.2	55.2
Top Speed [km/h]	61.7	59.7	58.7	57.7	58.0	60.8	62.7	63.8	63.1	57.7
Avg. Dist. to Rail [m]	11.4	1.0	1.7	2.1	2.5	4.0	5.0	6.1	7.3	6.0
Avg. Stride Freq. [Hz]	2.2	2.2	2.2	2.2	2.2	2.3	2.3	2.4	2.4	2.3
Avg. Stride Length [m]	5.0	7.2	7.0	6.9	6.9	7.0	7.1	7.2	6.9	6.7



[ ] Ranking at each section and finish  
 -:-:- No data available at this section  
 NA No data available

Horse/Jockey Name	FIANO NOW/Polly Brewster
Finish Rank	6
Fastest Section Time (Section)	0:11.63 (L600)
Top Speed [km/h] (Section)	63.8 (L800)
Race State	Finished



### Thomas Farms RC Murray Bridge SA - Professional

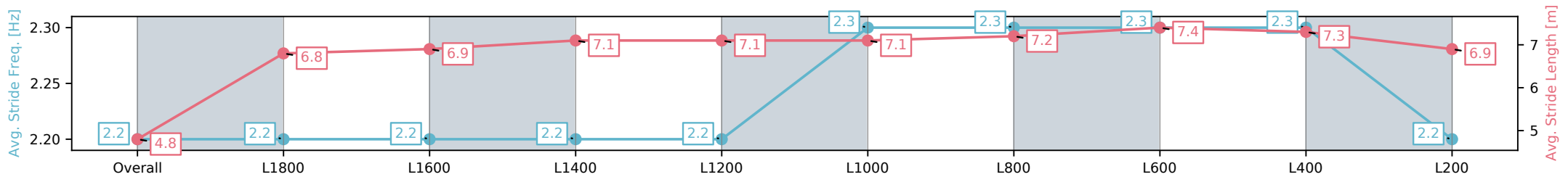
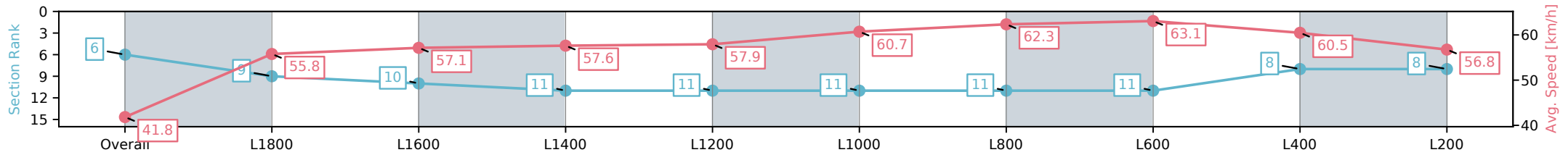
Race 4: Sportsbet Same Race Multi Class One Plate - 2000m

24 January 2025 - 4:00PM

Track Rating: Good 4, Weather: Fine, Rail Position: +6m 1200m Chute, +9m Remainder



Section	Overall	L1800	L1600	L1400	L1200	L1000	L800	L600	L400	L200
Section Times	2:08.27 [6] (0:17.32)	1:50.95 [9] (0:13.08)	1:37.87 [10] (0:12.65)	1:25.22 [11] (0:12.49)	1:12.73 [11] (0:12.49)	1:00.24 [11] (0:12.14)	0:48.10 [11] (0:11.86)	0:36.24 [11] (0:11.63)	0:24.61 [8] (0:11.93)	0:12.68 [8] (0:12.68)
Average Speed [km/h]	41.8	55.8	57.1	57.6	57.9	60.7	62.3	63.1	60.5	56.8
Top Speed [km/h]	59.4	57.4	58.8	59.6	58.6	62.1	63.0	63.8	62.4	58.4
Avg. Dist. to Rail [m]	10.7	2.5	2.8	2.7	3.0	4.7	5.3	5.1	6.3	6.2
Avg. Stride Freq. [Hz]	2.2	2.2	2.2	2.2	2.2	2.3	2.3	2.3	2.3	2.2
Avg. Stride Length [m]	4.8	6.8	6.9	7.1	7.1	7.1	7.2	7.4	7.3	6.9



- [ ] Ranking at each section and finish
- :-:- No data available at this section
- NA No data available

Horse/Jockey Name	SAWBAY/Ben Price
Finish Rank	7
Fastest Section Time (Section)	0:11.56 (L600)
Top Speed [km/h] (Section)	65.7 (L800)
Race State	Finished



### Thomas Farms RC Murray Bridge SA - Professional

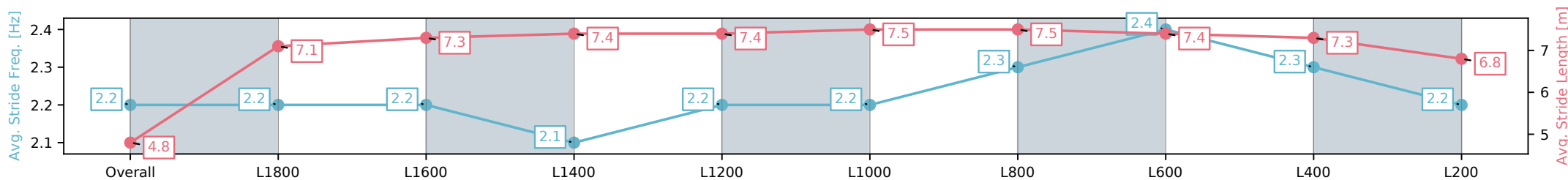
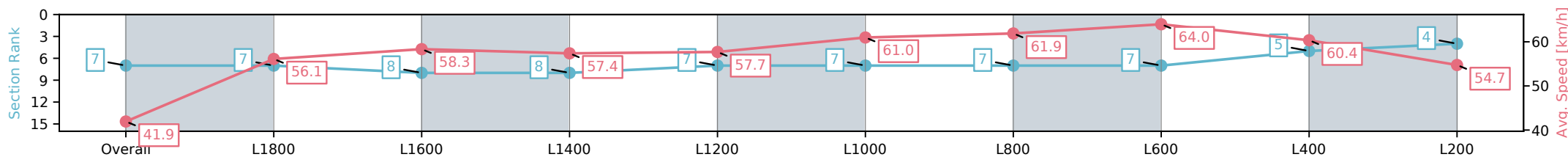
Race 4: Sportsbet Same Race Multi Class One Plate - 2000m

24 January 2025 - 4:00PM

Track Rating: Good 4, Weather: Fine, Rail Position: +6m 1200m Chute, +9m Remainder



Section	Overall	L1800	L1600	L1400	L1200	L1000	L800	L600	L400	L200
Section Times	2:08.38 [7] (0:17.19)	1:51.19 [7] (0:12.97)	1:38.22 [8] (0:12.39)	1:25.83 [8] (0:12.56)	1:13.27 [7] (0:12.49)	1:00.78 [7] (0:12.12)	0:48.66 [7] (0:12.03)	0:36.63 [7] (0:11.56)	0:25.07 [5] (0:11.93)	0:13.14 [4] (0:13.14)
Average Speed [km/h]	41.9	56.1	58.3	57.4	57.7	61.0	61.9	64.0	60.4	54.7
Top Speed [km/h]	59.4	57.9	60.8	58.6	58.7	62.1	63.7	65.7	63.1	57.2
Avg. Dist. to Rail [m]	10.4	2.2	2.5	2.8	2.9	4.9	6.7	6.9	9.3	9.5
Avg. Stride Freq. [Hz]	2.2	2.2	2.2	2.1	2.2	2.2	2.3	2.4	2.3	2.2
Avg. Stride Length [m]	4.8	7.1	7.3	7.4	7.4	7.5	7.5	7.4	7.3	6.8



Report Created: Fri 24 January 2025 16:59:03 GMT+11 (Note: Timing is based on positional data)

- [ ] Ranking at each section and finish
- :-:- No data available at this section
- NA No data available

Horse/Jockey Name	CRIMINAL ART/Brooke King
Finish Rank	8
Fastest Section Time (Section)	0:11.90 (L600)
Top Speed [km/h] (Section)	63.5 (L1000)
Race State	Finished



### Thomas Farms RC Murray Bridge SA - Professional

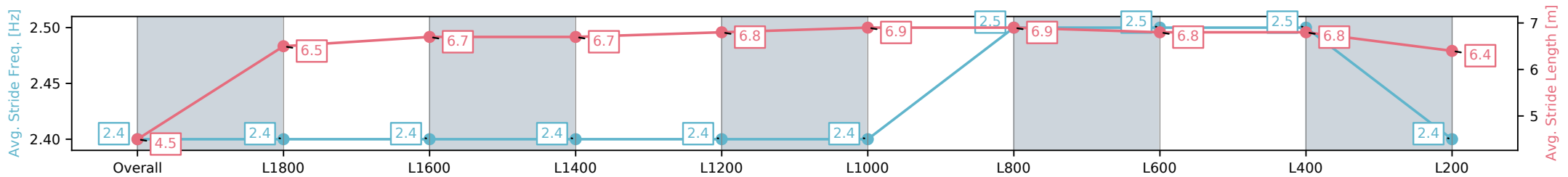
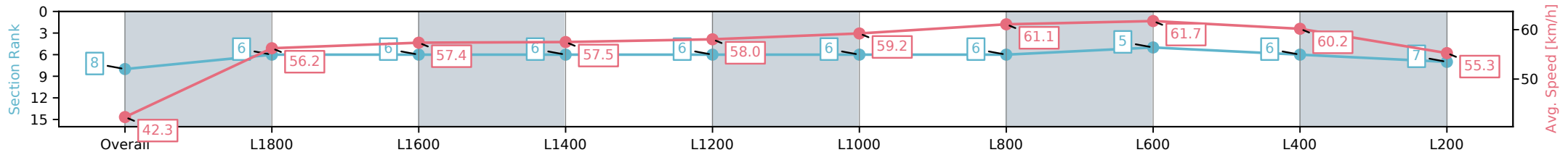
Race 4: Sportsbet Same Race Multi Class One Plate - 2000m

24 January 2025 - 4:00PM

Track Rating: Good 4, Weather: Fine, Rail Position: +6m 1200m Chute, +9m Remainder



Section	Overall	L1800	L1600	L1400	L1200	L1000	L800	L600	L400	L200
Section Times	2:08.47 [8] (0:17.03)	1:51.44 [6] (0:12.76)	1:38.68 [6] (0:12.56)	1:26.12 [6] (0:12.52)	1:13.60 [6] (0:12.41)	1:01.19 [6] (0:12.28)	0:48.91 [6] (0:11.99)	0:36.92 [5] (0:11.90)	0:25.02 [6] (0:11.97)	0:13.05 [7] (0:13.05)
Average Speed [km/h]	42.3	56.2	57.4	57.5	58.0	59.2	61.1	61.7	60.2	55.3
Top Speed [km/h]	60.5	58.6	59.3	58.5	59.1	60.5	63.5	63.5	61.6	57.9
Avg. Dist. to Rail [m]	7.3	0.8	0.5	0.3	0.8	2.1	3.3	5.6	10.5	10.7
Avg. Stride Freq. [Hz]	2.4	2.4	2.4	2.4	2.4	2.4	2.5	2.5	2.5	2.4
Avg. Stride Length [m]	4.5	6.5	6.7	6.7	6.8	6.9	6.9	6.8	6.8	6.4



- [ ] Ranking at each section and finish
- :-:- No data available at this section
- NA No data available

Horse/Jockey Name	I LOVE THIS SONG/Jake Toeroek
Finish Rank	9
Fastest Section Time (Section)	0:11.96 (L800)
Top Speed [km/h] (Section)	62.9 (L1000)
Race State	Finished



Thomas Farms RC Murray Bridge SA - Professional

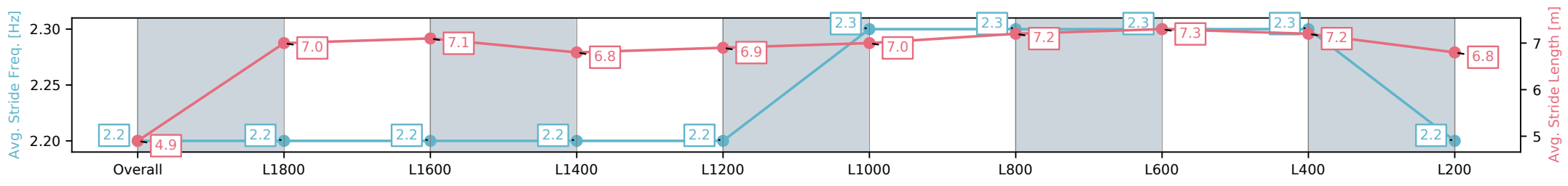
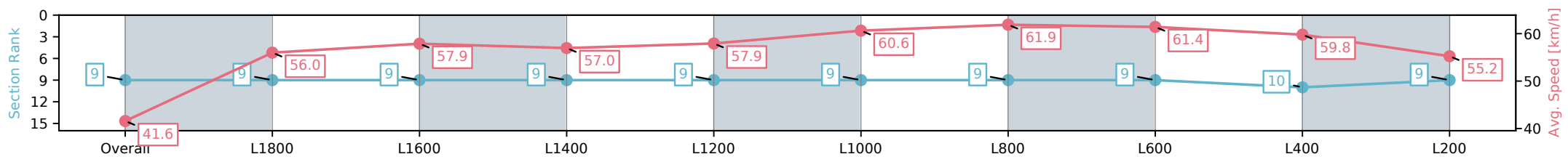
Race 4: Sportsbet Same Race Multi Class One Plate - 2000m

24 January 2025 - 4:00PM

Track Rating: Good 4, Weather: Fine, Rail Position: +6m 1200m Chute, +9m Remainder



Section	Overall	L1800	L1600	L1400	L1200	L1000	L800	L600	L400	L200
Section Times	2:09.03 [9] (0:17.32)	1:51.71 [9] (0:12.87)	1:38.84 [9] (0:12.49)	1:26.35 [9] (0:12.64)	1:13.71 [9] (0:12.46)	1:01.25 [9] (0:12.16)	0:49.09 [9] (0:11.96)	0:37.13 [9] (0:12.05)	0:25.08 [10] (0:12.06)	0:13.02 [9] (0:13.02)
Average Speed [km/h]	41.6	56.0	57.9	57.0	57.9	60.6	61.9	61.4	59.8	55.2
Top Speed [km/h]	61.0	57.3	59.4	59.2	58.7	62.1	62.9	62.8	61.1	58.4
Avg. Dist. to Rail [m]	7.7	0.6	1.9	2.4	2.8	4.5	5.6	6.9	9.0	8.4
Avg. Stride Freq. [Hz]	2.2	2.2	2.2	2.2	2.2	2.3	2.3	2.3	2.3	2.2
Avg. Stride Length [m]	4.9	7.0	7.1	6.8	6.9	7.0	7.2	7.3	7.2	6.8



[ ] Ranking at each section and finish  
 -:-:- No data available at this section  
 NA No data available

Horse/Jockey Name	HOGAN/Alana Livesey
Finish Rank	10
Fastest Section Time (Section)	0:11.88 (L800)
Top Speed [km/h] (Section)	62.9 (L1000)
Race State	Finished



### Thomas Farms RC Murray Bridge SA - Professional

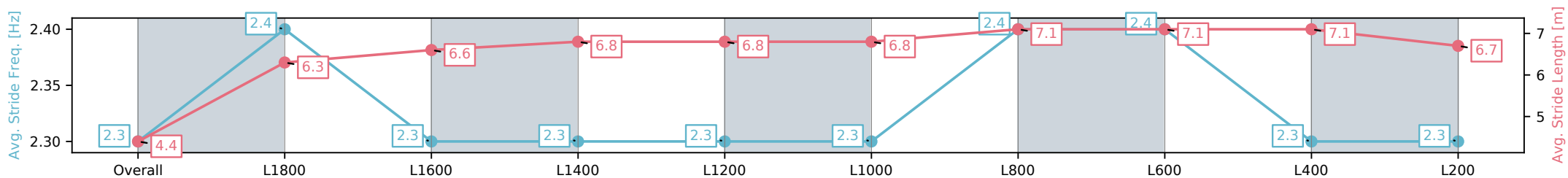
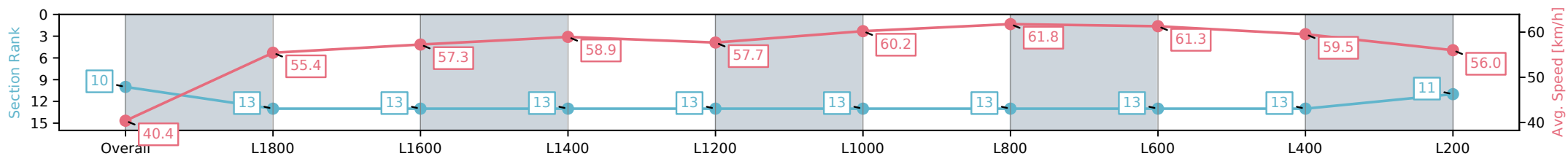
Race 4: Sportsbet Same Race Multi Class One Plate - 2000m

24 January 2025 - 4:00PM

Track Rating: Good 4, Weather: Fine, Rail Position: +6m 1200m Chute, +9m Remainder



Section	Overall	L1800	L1600	L1400	L1200	L1000	L800	L600	L400	L200
Section Times	2:09.21 [10] (0:17.83)	1:51.38 [13] (0:13.08)	1:38.30 [13] (0:12.65)	1:25.65 [13] (0:12.20)	1:13.45 [13] (0:12.52)	1:00.93 [13] (0:12.14)	0:48.79 [13] (0:11.88)	0:36.91 [13] (0:11.94)	0:24.97 [13] (0:12.11)	0:12.86 [11] (0:12.86)
Average Speed [km/h]	40.4	55.4	57.3	58.9	57.7	60.2	61.8	61.3	59.5	56.0
Top Speed [km/h]	59.2	58.4	58.7	60.1	58.5	61.7	62.9	62.8	60.8	58.9
Avg. Dist. to Rail [m]	10.4	1.4	2.2	1.5	1.7	3.2	3.6	4.5	5.5	7.2
Avg. Stride Freq. [Hz]	2.3	2.4	2.3	2.3	2.3	2.3	2.4	2.4	2.3	2.3
Avg. Stride Length [m]	4.4	6.3	6.6	6.8	6.8	6.8	7.1	7.1	7.1	6.7



- [ ] Ranking at each section and finish
- :-:- No data available at this section
- NA No data available

Horse/Jockey Name	HONDURAS/Teagan Voorham
Finish Rank	11
Fastest Section Time (Section)	0:11.82 (L800)
Top Speed [km/h] (Section)	64.8 (L800)
Race State	Finished



### Thomas Farms RC Murray Bridge SA - Professional

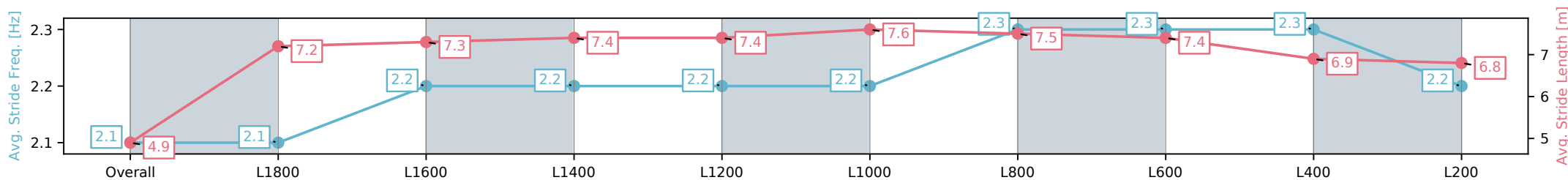
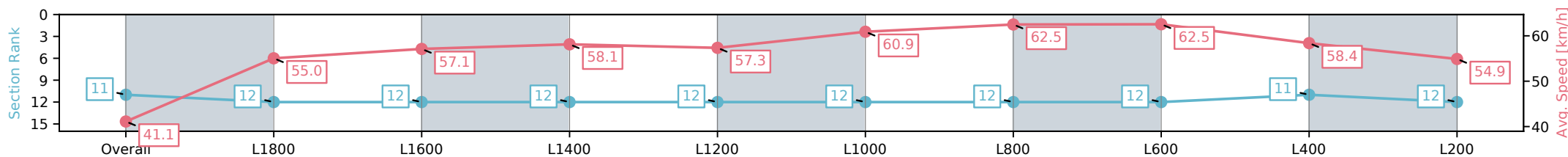
Race 4: Sportsbet Same Race Multi Class One Plate - 2000m

24 January 2025 - 4:00PM

Track Rating: Good 4, Weather: Fine, Rail Position: +6m 1200m Chute, +9m Remainder



Section	Overall	L1800	L1600	L1400	L1200	L1000	L800	L600	L400	L200
Section Times	2:09.48 [11] (0:17.51)	1:51.97 [12] (0:13.13)	1:38.84 [12] (0:12.68)	1:26.16 [12] (0:12.39)	1:13.77 [12] (0:12.56)	1:01.20 [12] (0:12.05)	0:49.15 [12] (0:11.82)	0:37.33 [12] (0:11.87)	0:25.46 [11] (0:12.34)	0:13.12 [12] (0:13.12)
Average Speed [km/h]	41.1	55.0	57.1	58.1	57.3	60.9	62.5	62.5	58.4	54.9
Top Speed [km/h]	60.5	57.4	58.8	59.5	58.9	62.7	64.0	64.8	60.7	57.7
Avg. Dist. to Rail [m]	9.3	0.8	2.9	3.0	3.0	3.6	5.0	8.0	9.6	7.6
Avg. Stride Freq. [Hz]	2.1	2.1	2.2	2.2	2.2	2.2	2.3	2.3	2.3	2.2
Avg. Stride Length [m]	4.9	7.2	7.3	7.4	7.4	7.6	7.5	7.4	6.9	6.8



- [ ] Ranking at each section and finish
- :-:- No data available at this section
- NA No data available

Horse/Jockey Name	BARBWIRE BABY/Sairyn Fawke
Finish Rank	12
Fastest Section Time (Section)	0:12.03 (L1000)
Top Speed [km/h] (Section)	62.3 (L1200)
Race State	Finished



Thomas Farms RC Murray Bridge SA - Professional

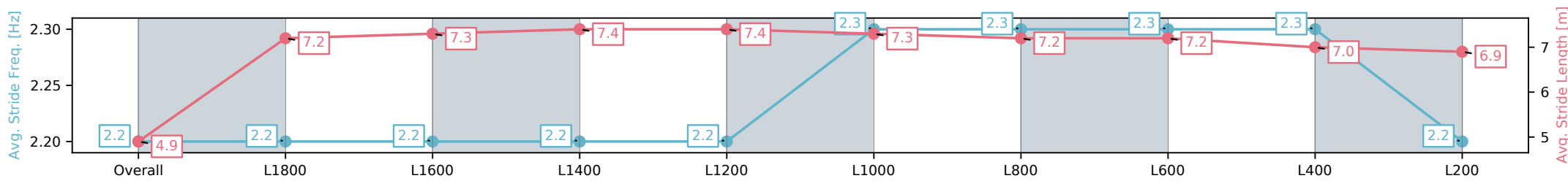
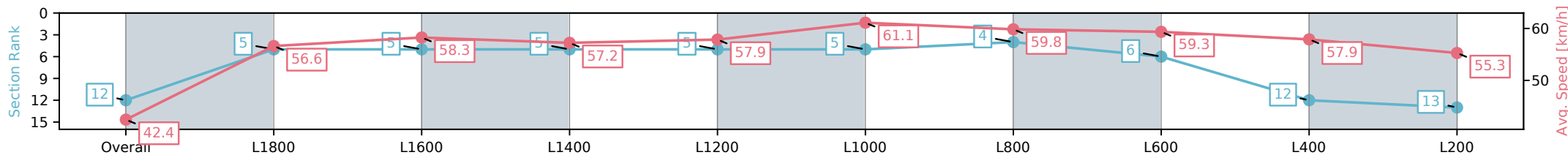
Race 4: Sportsbet Same Race Multi Class One Plate - 2000m

24 January 2025 - 4:00PM

Track Rating: Good 4, Weather: Fine, Rail Position: +6m 1200m Chute, +9m Remainder



Section	Overall	L1800	L1600	L1400	L1200	L1000	L800	L600	L400	L200
Section Times	2:09.51 [12] (0:16.98)	1:52.53 [5] (0:12.79)	1:39.74 [5] (0:12.40)	1:27.34 [5] (0:12.59)	1:14.75 [5] (0:12.50)	1:02.25 [5] (0:12.03)	0:50.22 [4] (0:12.35)	0:37.87 [6] (0:12.41)	0:25.46 [12] (0:12.45)	0:13.01 [13] (0:13.01)
Average Speed [km/h]	42.4	56.6	58.3	57.2	57.9	61.1	59.8	59.3	57.9	55.3
Top Speed [km/h]	61.2	58.1	59.0	58.4	59.5	62.3	61.1	60.1	59.2	56.5
Avg. Dist. to Rail [m]	7.9	1.1	2.1	1.9	2.3	4.4	5.5	5.5	7.1	7.1
Avg. Stride Freq. [Hz]	2.2	2.2	2.2	2.2	2.2	2.3	2.3	2.3	2.3	2.2
Avg. Stride Length [m]	4.9	7.2	7.3	7.4	7.4	7.3	7.2	7.2	7.0	6.9



[ ] Ranking at each section and finish  
 -:-:- No data available at this section  
 NA No data available



Horse/Jockey Name	RUE BUNGAN/Justin Potter
Finish Rank	13
Fastest Section Time (Section)	0:11.77 (L600)
Top Speed [km/h] (Section)	63.2 (L800)
Race State	Finished



### Thomas Farms RC Murray Bridge SA - Professional

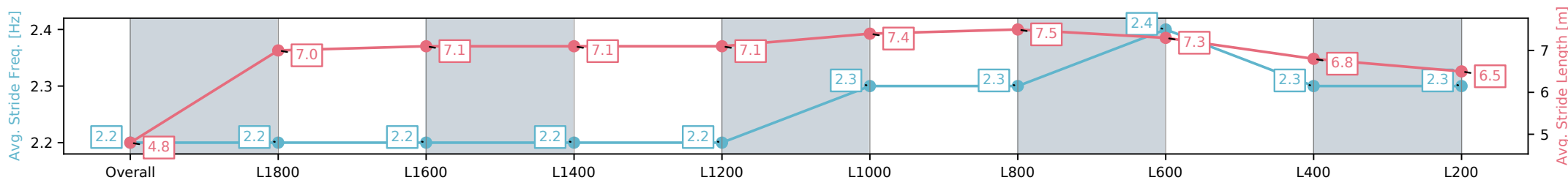
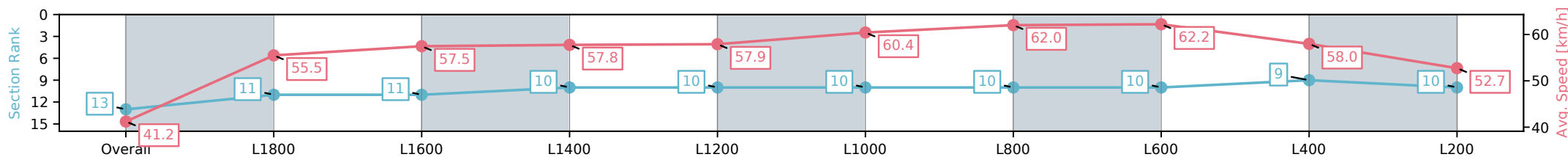
Race 4: Sportsbet Same Race Multi Class One Plate - 2000m

24 January 2025 - 4:00PM

Track Rating: Good 4, Weather: Fine, Rail Position: +6m 1200m Chute, +9m Remainder



Section	Overall	L1800	L1600	L1400	L1200	L1000	L800	L600	L400	L200
Section Times	2:09.79 [13] (0:17.45)	1:52.34 [11] (0:13.00)	1:39.34 [11] (0:12.56)	1:26.78 [10] (0:12.45)	1:14.33 [10] (0:12.50)	1:01.83 [10] (0:12.13)	0:49.70 [10] (0:11.85)	0:37.85 [10] (0:11.77)	0:26.08 [9] (0:12.41)	0:13.67 [10] (0:13.67)
Average Speed [km/h]	41.2	55.5	57.5	57.8	57.9	60.4	62.0	62.2	58.0	52.7
Top Speed [km/h]	60.5	57.6	59.5	59.6	58.4	61.4	62.9	63.2	61.1	55.3
Avg. Dist. to Rail [m]	7.8	0.7	1.4	1.3	1.8	3.6	4.2	4.3	5.5	5.0
Avg. Stride Freq. [Hz]	2.2	2.2	2.2	2.2	2.2	2.3	2.3	2.4	2.3	2.3
Avg. Stride Length [m]	4.8	7.0	7.1	7.1	7.1	7.4	7.5	7.3	6.8	6.5



- [ ] Ranking at each section and finish
- :-:- No data available at this section
- NA No data available