



RACINGSA

# Thomas Farms RC Murray Bridge SA

Race 3: Gifford Hill Grazing Trail Saturday 8th Of March Maiden Plate - 1400m

24 January 2025 - 3:24PM



Murray Bridge  
Racing Club

Track Rating: Good 4, Weather: Fine, Rail Position: +6m 1200m Chute, +9m Remainder

Section Field Times							Overall	L1200	L1000	L800	L600	L400	
							1:26.42 (0:15.30)	1:11.12 (0:10.91)	1:00.21 (0:11.76)	0:48.46 (0:12.24)	0:36.22 (0:11.67)	0:24.55 (0:11.97)	
Position	#	Horse/Jockey	Barrier	Top Speed [km/h]	Fastest Section	First 400m							Distance Travelled From Winner [m]
1	10	<b>FLYING YANK</b> Felicity Atkinson	7	67.0 1400-1200	0:11.16 1200-1000	0:27.10	1:26.42 (0:15.94)	1:10.48 [11] (0:11.16)	0:59.32 [9] (0:11.59)	0:47.73 [8] (0:12.12)	0:35.61 [8] (0:11.57)	0:24.03 [7] (0:11.68)	
2	2	<b>LUDO</b> Alana Livesey	3	66.0 1400-1200	0:11.26 1200-1000	0:26.55	1:26.51 (0:15.28)	1:11.22 [1] (0:11.26)	0:59.96 [4] (0:11.85)	0:48.11 [5] (0:12.19)	0:35.92 [6] (0:11.60)	0:24.32 [4] (0:11.84)	+0
3	4	<b>THE BACK PAGE</b> Ben Price	11	66.3 1400-1200	0:11.34 1200-1000	0:27.32	1:26.57 (0:15.98)	1:10.59 [12] (0:11.34)	0:59.25 [12] (0:11.67)	0:47.58 [11] (0:11.95)	0:35.63 [9] (0:11.70)	0:23.93 [9] (0:11.65)	+1
4	7	<b>LITTLE ROCKET</b> Margaret Collett	9	66.2 1400-1200	0:11.25 1200-1000	0:26.76	1:26.60 (0:15.51)	1:11.09 [4] (0:11.25)	0:59.84 [5] (0:11.60)	0:48.24 [4] (0:12.07)	0:36.17 [3] (0:11.74)	0:24.43 [3] (0:11.83)	+1
5	12	<b>VALIEVA</b> Jason Holder	13	69.0 1400-1200	0:10.83 1200-1000	0:26.38	1:26.66 (0:15.55)	1:11.11 [7] (0:10.83)	1:00.28 [3] (0:11.80)	0:48.48 [2] (0:12.02)	0:36.46 [1] (0:11.66)	0:24.80 [1] (0:11.98)	-4
6	13	<b>SPLASH OF WHITE</b> Jessica Tzaferis	1	66.7 1400-1200	0:10.96 1200-1000	0:26.35	1:27.00 (0:15.39)	1:11.61 [3] (0:10.96)	1:00.65 [2] (0:11.93)	0:48.72 [3] (0:12.24)	0:36.48 [5] (0:11.69)	0:24.79 [5] (0:12.02)	-6
7	11	<b>SOFTLY BLACK</b> Matthew Chadwick	4	66.7 1400-1200	0:11.34 1200-1000	0:26.86	1:27.01 (0:15.52)	1:11.49 [6] (0:11.34)	1:00.15 [6] (0:11.73)	0:48.42 [7] (0:12.21)	0:36.21 [7] (0:11.72)	0:24.49 [8] (0:11.88)	-3
8	5	<b>ZESTEND</b> Tala Hutchinson	12	67.8 1400-1200	0:11.33 1200-1000	0:26.94	1:27.17 (0:15.61)	1:11.56 [8] (0:11.33)	1:00.23 [8] (0:11.52)	0:48.71 [6] (0:12.00)	0:36.71 [4] (0:11.89)	0:24.82 [6] (0:12.09)	+2
9	3	<b>REIGN IN THE CASH</b> Justin Potter	6	67.1 1400-1200	0:11.27 1200-1000	0:27.20	1:27.31 (0:15.93)	1:11.38 [10] (0:11.27)	1:00.11 [10] (0:11.70)	0:48.41 [10] (0:12.16)	0:36.25 [10] (0:11.74)	0:24.51 [11] (0:11.81)	+0
10	9	<b>SHECHOSETHEDOG</b> Manoel Nunes	8	66.5 1400-1200	0:11.33 1200-1000	0:27.41	1:27.45 (0:16.08)	1:11.37 [13] (0:11.33)	1:00.04 [13] (0:11.76)	0:48.28 [13] (0:12.13)	0:36.15 [12] (0:11.81)	0:24.34 [12] (0:11.87)	+4

- [ ] Position in running at each section and finish
- #: Saddle cloth number
- No data available at this section
- DNF Did not finish
- NA No data available
- DNT Did not track
- █ Background shading for fastest section



RACINGSA

# Thomas Farms RC Murray Bridge SA

Race 3: Gifford Hill Grazing Trail Saturday 8th Of March Maiden Plate - 1400m

24 January 2025 - 3:24PM

Track Rating: Good 4, Weather: Fine, Rail Position: +6m 1200m Chute, +9m Remainder



Murray Bridge  
Racing Club

Section Field Times							Overall	L1200	L1000	L800	L600	L400		
							1:26.42 (0:15.30)	1:11.12 (0:10.91)	1:00.21 (0:11.76)	0:48.46 (0:12.24)	0:36.22 (0:11.67)	0:24.55 (0:11.97)		
Position	#	Horse/Jockey	Barrier	Top Speed [km/h]	Fastest Section	First 400m								Distance Travelled From Winner [m]
11	1	<b>GOLD SPY</b> Jake Toeroek	5	66.5 1400-1200	0:11.33 1200-1000	0:27.25	1:27.52 (0:15.92)	1:11.60 [9] (0:11.33)	1:00.27 [11] (0:11.77)	0:48.50 [12] (0:12.10)	0:36.40 [11] (0:11.65)	0:24.75 [10] (0:11.84)		-5
12	8	<b>ON TIK</b> Lachlan Neindorf	10	67.5 1400-1200	0:10.86 1200-1000	0:26.20	1:27.59 (0:15.34)	1:12.25 [2] (0:10.86)	1:01.39 [1] (0:11.76)	0:49.63 [1] (0:12.31)	0:37.32 [2] (0:11.69)	0:25.63 [2] (0:12.15)		+1
13	6	<b>FROST ALERT</b> Sairyn Fawke	2	65.6 1400-1200	0:11.38 1200-1000	0:26.90	1:30.27 (0:15.52)	1:14.75 [5] (0:11.38)	1:03.37 [7] (0:11.99)	0:51.38 [9] (0:12.48)	0:38.90 [13] (0:11.95)	0:26.95 [13] (0:12.70)		-7

- [ ] Position in running at each section and finish
- #: Saddle cloth number
- :--- No data available at this section
- DNF Did not finish
- NA No data available
- DNT Did not track
- █ Background shading for fastest section



RACINGSA

# Thomas Farms RC Murray Bridge SA

Race 3: Gifford Hill Grazing Trail Saturday 8th Of March Maiden Plate - 1400m

24 January 2025 - 3:24PM

Track Rating: Good 4, Weather: Fine, Rail Position: +6m 1200m Chute, +9m Remainder



Murray Bridge  
Racing Club

Section

Field Times

L200

0:12.57

(0:12.57)

Position	#	Horse/Jockey	Barrier	Top Speed [km/h]	Fastest Section	First 400m	Margin						Distance Travelled From Winner [m]
1	10	<b>FLYING YANK</b> Felicity Atkinson	7	67.0	0:11.16	0:27.10	0:12.35 [4]	1:26.42					
				1400-1200	1200-1000		(0:12.35)						
2	2	<b>LUDO</b> Alana Livesey	3	66.0	0:11.26	0:26.55	0:12.48 [3]	0.57L					+0
				1400-1200	1200-1000		(0:12.48)						
3	4	<b>THE BACK PAGE</b> Ben Price	11	66.3	0:11.34	0:27.32	0:12.28 [7]	0.98L					+1
				1400-1200	1200-1000		(0:12.28)						
4	7	<b>LITTLE ROCKET</b> Margaret Collett	9	66.2	0:11.25	0:26.76	0:12.60 [2]	1.11L					+1
				1400-1200	1200-1000		(0:12.60)						
5	12	<b>VALIEVA</b> Jason Holder	13	69.0	0:10.83	0:26.38	0:12.82 [1]	1.55L					-4
				1400-1200	1200-1000		(0:12.82)						
6	13	<b>SPLASH OF WHITE</b> Jessica Tzaferis	1	66.7	0:10.96	0:26.35	0:12.77 [6]	3.69L					-6
				1400-1200	1200-1000		(0:12.77)						
7	11	<b>SOFTLY BLACK</b> Matthew Chadwick	4	66.7	0:11.34	0:26.86	0:12.61 [8]	3.73L					-3
				1400-1200	1200-1000		(0:12.61)						
8	5	<b>ZESTEND</b> Tala Hutchinson	12	67.8	0:11.33	0:26.94	0:12.73 [9]	4.75L					+2
				1400-1200	1200-1000		(0:12.73)						
9	3	<b>REIGN IN THE CASH</b> Justin Potter	6	67.1	0:11.27	0:27.20	0:12.70 [11]	5.66L					+0
				1400-1200	1200-1000		(0:12.70)						
10	9	<b>SHECHOSETHEDOG</b> Manoel Nunes	8	66.5	0:11.33	0:27.41	0:12.47 [12]	6.58L					+4
				1400-1200	1200-1000		(0:12.47)						

- [ ] Position in running at each section and finish
- #: Saddle cloth number
- :--- No data available at this section
- DNF Did not finish
- NA No data available
- DNT Did not track
- █ Background shading for fastest section



RACINGSA

# Thomas Farms RC Murray Bridge SA

Race 3: Gifford Hill Grazing Trail Saturday 8th Of March Maiden Plate - 1400m

24 January 2025 - 3:24PM

Track Rating: Good 4, Weather: Fine, Rail Position: +6m 1200m Chute, +9m Remainder



Murray Bridge  
Racing Club

## Section Field Times

L200

0:12.57

(0:12.57)

Position	#	Horse/Jockey	Barrier	Top Speed [km/h]	Fastest Section	First 400m	Margin							Distance Travelled From Winner [m]
11	1	<b>GOLD SPY</b> Jake Toeroek	5	66.5 1400-1200	0:11.33 1200-1000	0:27.25	0:12.91 [10] (0:12.91)	6.98L						-5
12	8	<b>ON TIK</b> Lachlan Neindorf	10	67.5 1400-1200	0:10.86 1200-1000	0:26.20	0:13.48 [5] (0:13.48)	7.44L						+1
13	6	<b>FROST ALERT</b> Sairyn Fawke	2	65.6 1400-1200	0:11.38 1200-1000	0:26.90	0:14.25 [13] (0:14.25)	24.52L						-7

- [ ] Position in running at each section and finish
- #: Saddle cloth number
- :-:-- No data available at this section
- DNF Did not finish
- NA No data available
- DNT Did not track
- █ Background shading for fastest section

Horse/Jockey Name	FLYING YANK/Felicity Atkinson
Finish Rank	1
Fastest Section Time (Section)	0:11.16 (L1200)
Top Speed [km/h] (Section)	67.0 (Overall)
Race State	Finished



Thomas Farms RC Murray Bridge SA - Professional

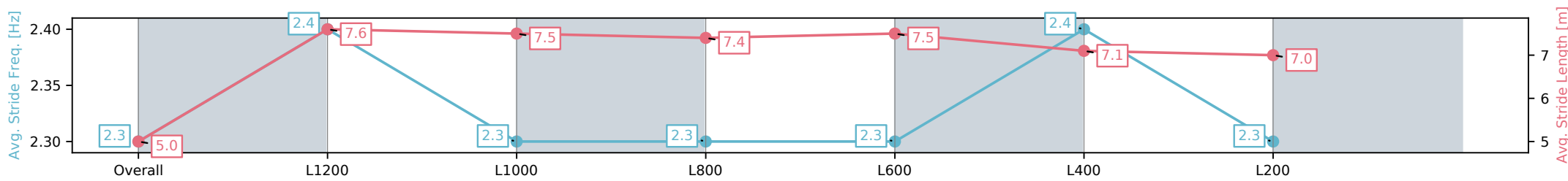
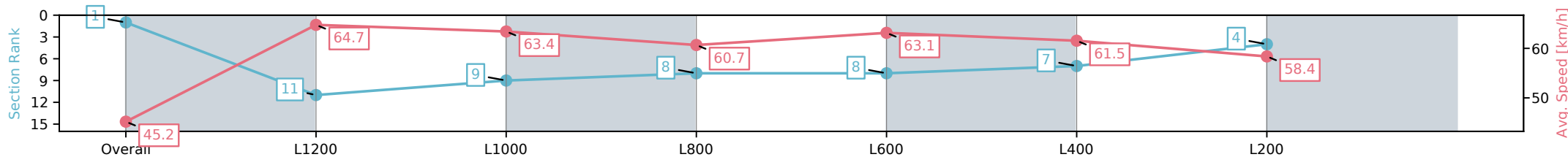
Race 3: Gifford Hill Grazing Trail Saturday 8th Of March  
Maiden Plate - 1400m

24 January 2025 - 3:24PM

Track Rating: Good 4, Weather: Fine, Rail Position: +6m 1200m  
Chute, +9m Remainder



Section	Overall	L1200	L1000	L800	L600	L400	L200
Section Times	1:26.42 [1] (0:15.94)	1:10.48 [11] (0:11.16)	0:59.32 [9] (0:11.59)	0:47.73 [8] (0:12.12)	0:35.61 [8] (0:11.57)	0:24.03 [7] (0:11.68)	0:12.35 [4] (0:12.35)
Average Speed [km/h]	45.2	64.7	63.4	60.7	63.1	61.5	58.4
Top Speed [km/h]	65.5	67.0	65.7	62.4	64.9	64.7	60.4
Avg. Dist. to Rail [m]	6.9	3.0	4.0	4.5	3.7	8.4	10.3
Avg. Stride Freq. [Hz]	2.3	2.4	2.3	2.3	2.3	2.4	2.3
Avg. Stride Length [m]	5.0	7.6	7.5	7.5	7.4	7.5	7.0



[ ] Ranking at each section and finish  
 -:-:- No data available at this section  
 NA No data available

Horse/Jockey Name	LUDO/Alana Livesey
Finish Rank	2
Fastest Section Time (Section)	0:11.26 (L1200)
Top Speed [km/h] (Section)	66.0 (Overall)
Race State	Finished



Thomas Farms RC Murray Bridge SA - Professional

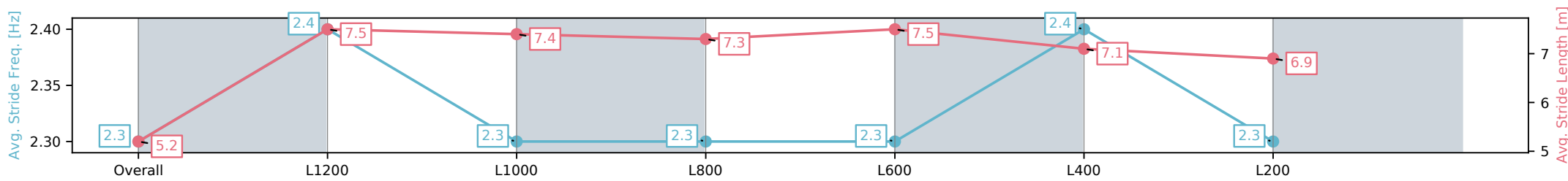
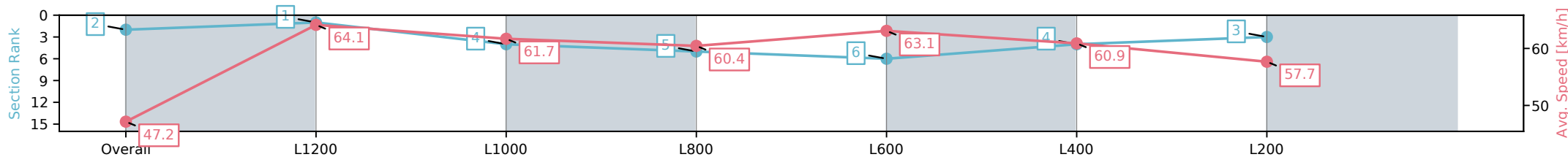
Race 3: Gifford Hill Grazing Trail Saturday 8th Of March  
Maiden Plate - 1400m

24 January 2025 - 3:24PM

Track Rating: Good 4, Weather: Fine, Rail Position: +6m 1200m  
Chute, +9m Remainder



Section	Overall	L1200	L1000	L800	L600	L400	L200
Section Times	1:26.51 [2] (0:15.28)	1:11.22 [1] (0:11.26)	0:59.96 [4] (0:11.85)	0:48.11 [5] (0:12.19)	0:35.92 [6] (0:11.60)	0:24.32 [4] (0:11.84)	0:12.48 [3] (0:12.48)
Average Speed [km/h]	47.2	64.1	61.7	60.4	63.1	60.9	57.7
Top Speed [km/h]	65.6	66.0	66.0	62.8	64.7	62.3	59.1
Avg. Dist. to Rail [m]	5.7	2.8	3.6	4.2	4.4	7.8	8.5
Avg. Stride Freq. [Hz]	2.3	2.4	2.3	2.3	2.3	2.4	2.3
Avg. Stride Length [m]	5.2	7.5	7.4	7.4	7.3	7.5	6.9



[ ] Ranking at each section and finish  
 -:-:- No data available at this section  
 NA No data available

Horse/Jockey Name	THE BACK PAGE/Ben Price
Finish Rank	3
Fastest Section Time (Section)	0:11.34 (L1200)
Top Speed [km/h] (Section)	66.3 (Overall)
Race State	Finished



Thomas Farms RC Murray Bridge SA - Professional

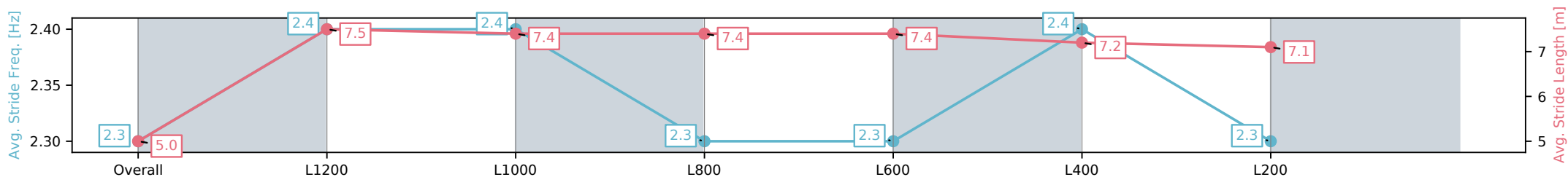
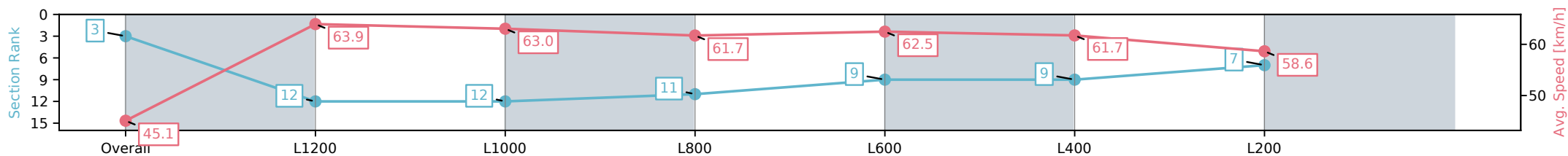
Race 3: Gifford Hill Grazing Trail Saturday 8th Of March  
Maiden Plate - 1400m

24 January 2025 - 3:24PM

Track Rating: Good 4, Weather: Fine, Rail Position: +6m 1200m  
Chute, +9m Remainder



Section	Overall	L1200	L1000	L800	L600	L400	L200
Section Times	1:26.57 [3] (0:15.98)	1:10.59 [12] (0:11.34)	0:59.25 [12] (0:11.67)	0:47.58 [11] (0:11.95)	0:35.63 [9] (0:11.70)	0:23.93 [9] (0:11.65)	0:12.28 [7] (0:12.28)
Average Speed [km/h]	45.1	63.9	63.0	61.7	62.5	61.7	58.6
Top Speed [km/h]	65.7	66.3	65.1	64.3	63.9	64.1	59.6
Avg. Dist. to Rail [m]	10.5	5.0	4.4	4.9	4.2	7.7	9.6
Avg. Stride Freq. [Hz]	2.3	2.4	2.4	2.3	2.3	2.4	2.3
Avg. Stride Length [m]	5.0	7.5	7.4	7.4	7.4	7.2	7.1



- [ ] Ranking at each section and finish
- :-:- No data available at this section
- NA No data available

Horse/Jockey Name	LITTLE ROCKET/Margaret Collett
Finish Rank	4
Fastest Section Time (Section)	0:11.25 (L1200)
Top Speed [km/h] (Section)	66.2 (Overall)
Race State	Finished



### Thomas Farms RC Murray Bridge SA - Professional

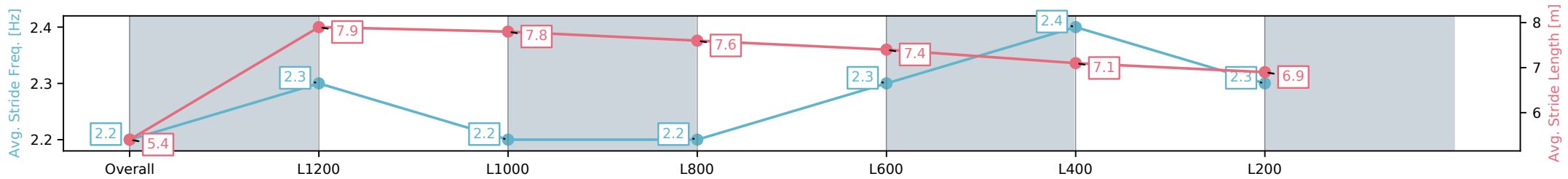
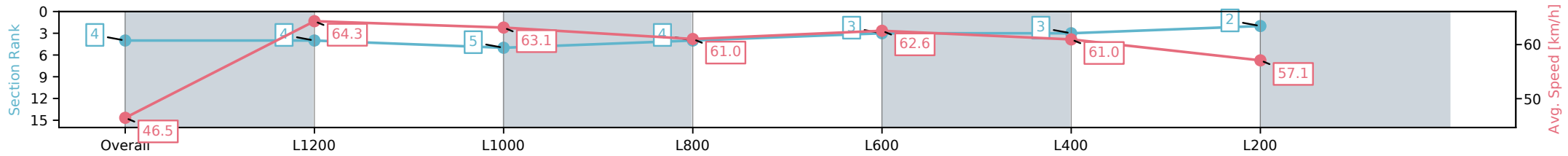
Race 3: Gifford Hill Grazing Trail Saturday 8th Of March  
Maiden Plate - 1400m

24 January 2025 - 3:24PM

Track Rating: Good 4, Weather: Fine, Rail Position: +6m 1200m  
Chute, +9m Remainder



Section	Overall	L1200	L1000	L800	L600	L400	L200
Section Times	1:26.60 [4] (0:15.51)	1:11.09 [4] (0:11.25)	0:59.84 [5] (0:11.60)	0:48.24 [4] (0:12.07)	0:36.17 [3] (0:11.74)	0:24.43 [3] (0:11.83)	0:12.60 [2] (0:12.60)
Average Speed [km/h]	46.5	64.3	63.1	61.0	62.6	61.0	57.1
Top Speed [km/h]	66.2	65.3	64.4	62.3	64.4	62.9	59.3
Avg. Dist. to Rail [m]	8.0	3.7	3.5	4.4	5.8	8.4	9.1
Avg. Stride Freq. [Hz]	2.2	2.3	2.2	2.2	2.3	2.4	2.3
Avg. Stride Length [m]	5.4	7.9	7.8	7.6	7.4	7.1	6.9



- [ ] Ranking at each section and finish
- :-:- No data available at this section
- NA No data available



Horse/Jockey Name	VALIEVA/Jason Holder
Finish Rank	5
Fastest Section Time (Section)	0:10.83 (L1200)
Top Speed [km/h] (Section)	69.0 (Overall)
Race State	Finished



Thomas Farms RC Murray Bridge SA - Professional

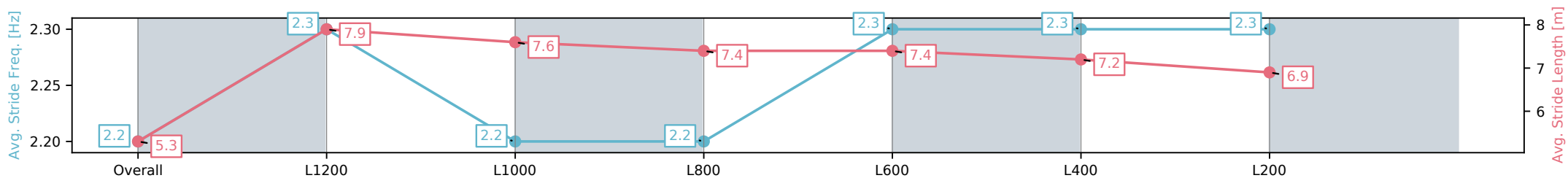
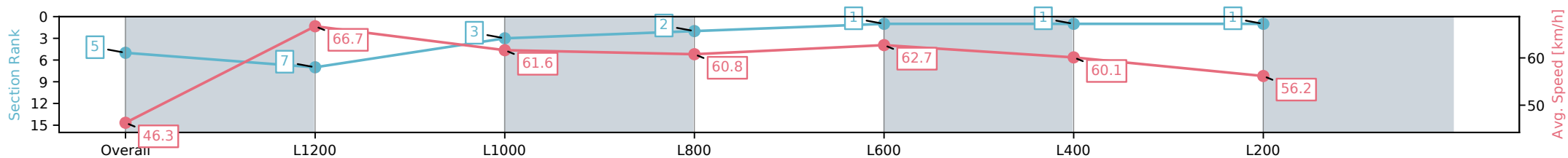
Race 3: Gifford Hill Grazing Trail Saturday 8th Of March  
Maiden Plate - 1400m

24 January 2025 - 3:24PM

Track Rating: Good 4, Weather: Fine, Rail Position: +6m 1200m  
Chute, +9m Remainder



Section	Overall	L1200	L1000	L800	L600	L400	L200
Section Times	1:26.66 [5] (0:15.55)	1:11.11 [7] (0:10.83)	1:00.28 [3] (0:11.80)	0:48.48 [2] (0:12.02)	0:36.46 [1] (0:11.66)	0:24.80 [1] (0:11.98)	0:12.82 [1] (0:12.82)
Average Speed [km/h]	46.3	66.7	61.6	60.8	62.7	60.1	56.2
Top Speed [km/h]	67.9	69.0	64.7	62.4	63.5	63.3	58.1
Avg. Dist. to Rail [m]	10.5	3.4	1.8	2.8	4.0	5.4	5.5
Avg. Stride Freq. [Hz]	2.2	2.3	2.2	2.2	2.3	2.3	2.3
Avg. Stride Length [m]	5.3	7.9	7.6	7.4	7.4	7.2	6.9



- [ ] Ranking at each section and finish
- :-:- No data available at this section
- NA No data available

Horse/Jockey Name	SPLASH OF WHITE/Jessica Tzaferis
Finish Rank	6
Fastest Section Time (Section)	0:10.96 (L1200)
Top Speed [km/h] (Section)	66.7 (Overall)
Race State	Finished



### Thomas Farms RC Murray Bridge SA - Professional

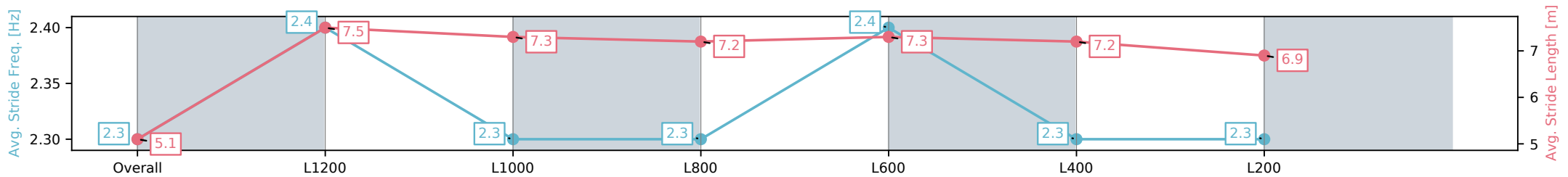
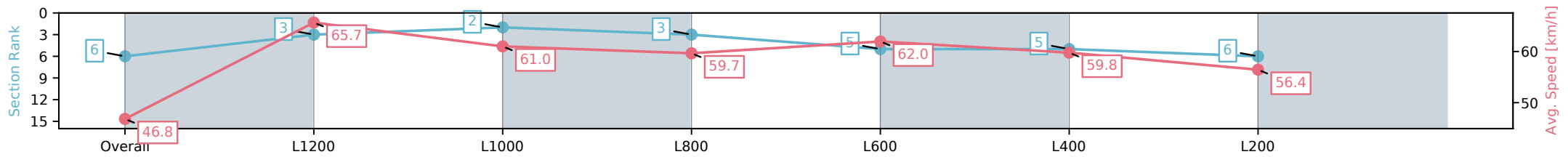
Race 3: Gifford Hill Grazing Trail Saturday 8th Of March  
Maiden Plate - 1400m

24 January 2025 - 3:24PM

Track Rating: Good 4, Weather: Fine, Rail Position: +6m 1200m  
Chute, +9m Remainder



Section	Overall	L1200	L1000	L800	L600	L400	L200
Section Times	1:27.00 [6] (0:15.39)	1:11.61 [3] (0:10.96)	1:00.65 [2] (0:11.93)	0:48.72 [3] (0:12.24)	0:36.48 [5] (0:11.69)	0:24.79 [5] (0:12.02)	0:12.77 [6] (0:12.77)
Average Speed [km/h]	46.8	65.7	61.0	59.7	62.0	59.8	56.4
Top Speed [km/h]	65.8	66.7	63.2	62.2	63.0	62.7	57.8
Avg. Dist. to Rail [m]	3.5	0.3	2.2	2.8	1.4	5.2	6.0
Avg. Stride Freq. [Hz]	2.3	2.4	2.3	2.3	2.4	2.3	2.3
Avg. Stride Length [m]	5.1	7.5	7.3	7.2	7.3	7.2	6.9



- [ ] Ranking at each section and finish
- :-:- No data available at this section
- NA No data available

Horse/Jockey Name	SOFTLY BLACK/Matthew Chadwick
Finish Rank	7
Fastest Section Time (Section)	0:11.34 (L1200)
Top Speed [km/h] (Section)	66.7 (Overall)
Race State	Finished



### Thomas Farms RC Murray Bridge SA - Professional

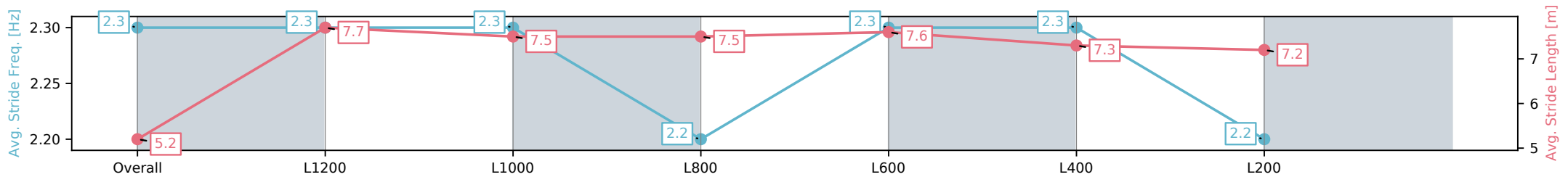
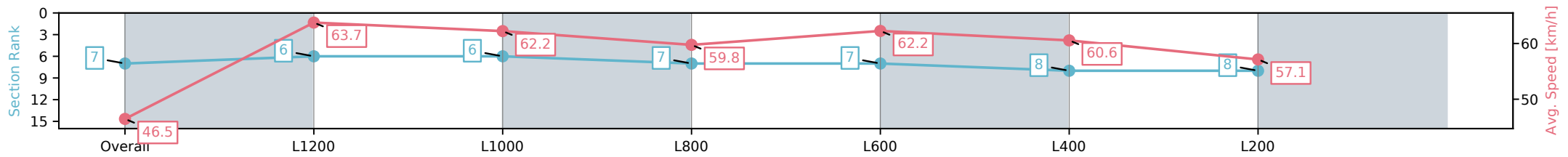
Race 3: Gifford Hill Grazing Trail Saturday 8th Of March  
Maiden Plate - 1400m

24 January 2025 - 3:24PM

Track Rating: Good 4, Weather: Fine, Rail Position: +6m 1200m  
Chute, +9m Remainder



Section	Overall	L1200	L1000	L800	L600	L400	L200
Section Times	1:27.01 [7] (0:15.52)	1:11.49 [6] (0:11.34)	1:00.15 [6] (0:11.73)	0:48.42 [7] (0:12.21)	0:36.21 [7] (0:11.72)	0:24.49 [8] (0:11.88)	0:12.61 [8] (0:12.61)
Average Speed [km/h]	46.5	63.7	62.2	59.8	62.2	60.6	57.1
Top Speed [km/h]	66.7	66.3	63.9	61.2	63.1	62.8	58.4
Avg. Dist. to Rail [m]	5.9	2.6	2.7	2.9	3.3	6.2	7.3
Avg. Stride Freq. [Hz]	2.3	2.3	2.3	2.2	2.3	2.3	2.2
Avg. Stride Length [m]	5.2	7.7	7.5	7.5	7.6	7.3	7.2



- [ ] Ranking at each section and finish
- :-:- No data available at this section
- NA No data available

Horse/Jockey Name	ZESTEND/Tala Hutchinson
Finish Rank	8
Fastest Section Time (Section)	0:11.33 (L1200)
Top Speed [km/h] (Section)	67.8 (Overall)
Race State	Finished



Thomas Farms RC Murray Bridge SA - Professional

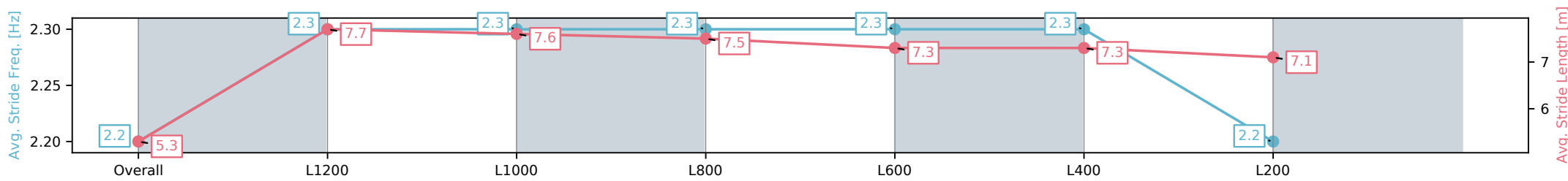
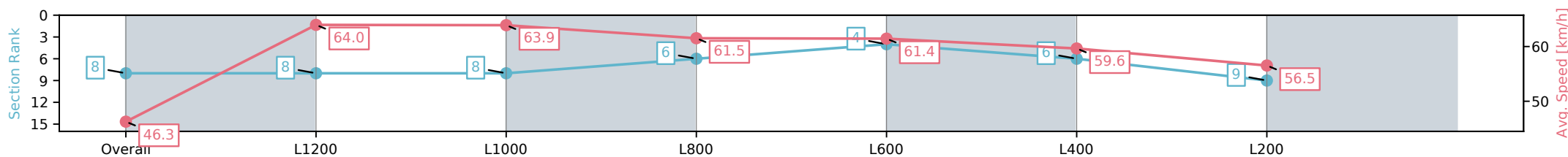
Race 3: Gifford Hill Grazing Trail Saturday 8th Of March  
Maiden Plate - 1400m

24 January 2025 - 3:24PM

Track Rating: Good 4, Weather: Fine, Rail Position: +6m 1200m  
Chute, +9m Remainder



Section	Overall	L1200	L1000	L800	L600	L400	L200
Section Times	1:27.17 [8] (0:15.61)	1:11.56 [8] (0:11.33)	1:00.23 [8] (0:11.52)	0:48.71 [6] (0:12.00)	0:36.71 [4] (0:11.89)	0:24.82 [6] (0:12.09)	0:12.73 [9] (0:12.73)
Average Speed [km/h]	46.3	64.0	63.9	61.5	61.4	59.6	56.5
Top Speed [km/h]	67.8	67.5	66.2	61.9	62.3	61.8	58.7
Avg. Dist. to Rail [m]	11.1	5.9	4.8	4.4	4.3	8.4	8.9
Avg. Stride Freq. [Hz]	2.2	2.3	2.3	2.3	2.3	2.3	2.2
Avg. Stride Length [m]	5.3	7.7	7.6	7.5	7.3	7.3	7.1



[ ] Ranking at each section and finish  
 -:-:- No data available at this section  
 NA No data available

Horse/Jockey Name	REIGN IN THE CASH/Justin Potter
Finish Rank	9
Fastest Section Time (Section)	0:11.27 (L1200)
Top Speed [km/h] (Section)	67.1 (Overall)
Race State	Finished



Thomas Farms RC Murray Bridge SA - Professional

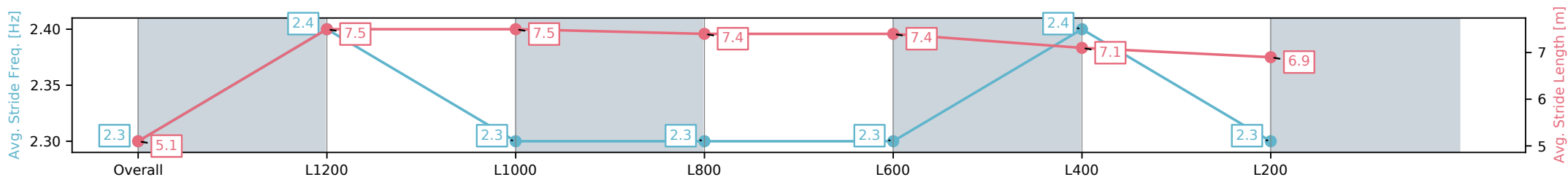
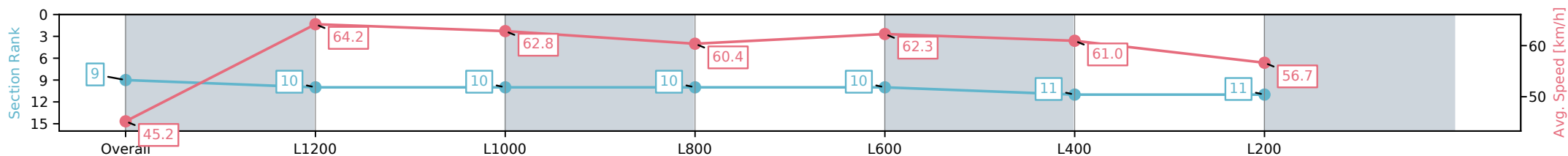
Race 3: Gifford Hill Grazing Trail Saturday 8th Of March  
Maiden Plate - 1400m

24 January 2025 - 3:24PM

Track Rating: Good 4, Weather: Fine, Rail Position: +6m 1200m  
Chute, +9m Remainder



Section	Overall	L1200	L1000	L800	L600	L400	L200
Section Times	1:27.31 [9] (0:15.93)	1:11.38 [10] (0:11.27)	1:00.11 [10] (0:11.70)	0:48.41 [10] (0:12.16)	0:36.25 [10] (0:11.74)	0:24.51 [11] (0:11.81)	0:12.70 [11] (0:12.70)
Average Speed [km/h]	45.2	64.2	62.8	60.4	62.3	61.0	56.7
Top Speed [km/h]	67.0	67.1	65.0	61.3	63.7	63.3	59.1
Avg. Dist. to Rail [m]	6.5	2.9	4.2	4.0	3.7	6.4	7.6
Avg. Stride Freq. [Hz]	2.3	2.4	2.3	2.3	2.3	2.4	2.3
Avg. Stride Length [m]	5.1	7.5	7.5	7.4	7.4	7.1	6.9



- [ ] Ranking at each section and finish
- :-:- No data available at this section
- NA No data available

Horse/Jockey Name	SHECHOSETHEDOG/Manoel Nunes
Finish Rank	10
Fastest Section Time (Section)	0:11.33 (L1200)
Top Speed [km/h] (Section)	66.5 (Overall)
Race State	Finished



Thomas Farms RC Murray Bridge SA - Professional

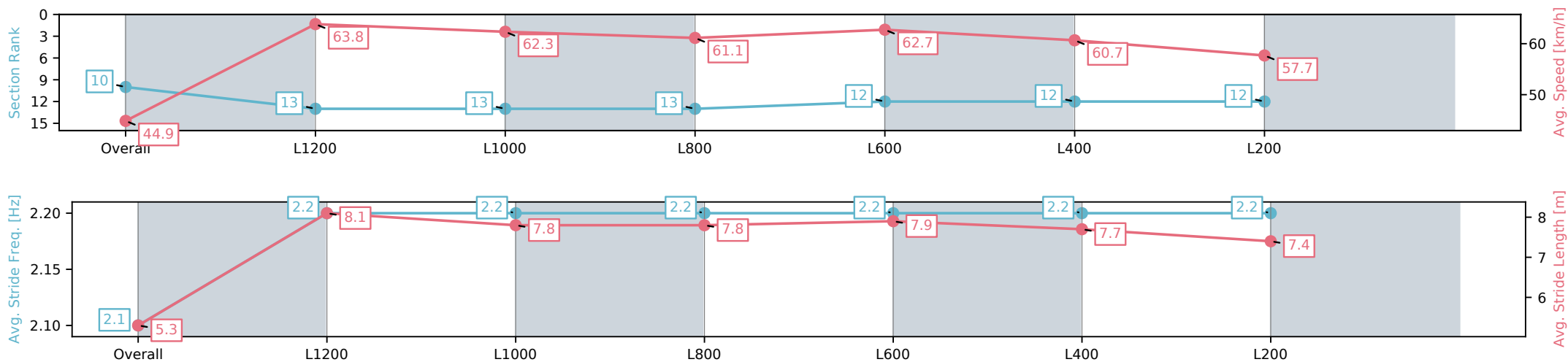
Race 3: Gifford Hill Grazing Trail Saturday 8th Of March  
Maiden Plate - 1400m

24 January 2025 - 3:24PM

Track Rating: Good 4, Weather: Fine, Rail Position: +6m 1200m  
Chute, +9m Remainder



Section	Overall	L1200	L1000	L800	L600	L400	L200
Section Times	1:27.45 [10] (0:16.08)	1:11.37 [13] (0:11.33)	1:00.04 [13] (0:11.76)	0:48.28 [13] (0:12.13)	0:36.15 [12] (0:11.81)	0:24.34 [12] (0:11.87)	0:12.47 [12] (0:12.47)
Average Speed [km/h]	44.9	63.8	62.3	61.1	62.7	60.7	57.7
Top Speed [km/h]	65.8	66.5	64.1	62.4	63.7	62.5	58.8
Avg. Dist. to Rail [m]	7.3	2.9	4.0	5.9	6.9	11.8	13.7
Avg. Stride Freq. [Hz]	2.1	2.2	2.2	2.2	2.2	2.2	2.2
Avg. Stride Length [m]	5.3	8.1	7.8	7.8	7.9	7.7	7.4



- [ ] Ranking at each section and finish
- :-:- No data available at this section
- NA No data available

Horse/Jockey Name	GOLD SPY/Jake Toeroek
Finish Rank	11
Fastest Section Time (Section)	0:11.33 (L1200)
Top Speed [km/h] (Section)	66.5 (Overall)
Race State	Finished



### Thomas Farms RC Murray Bridge SA - Professional

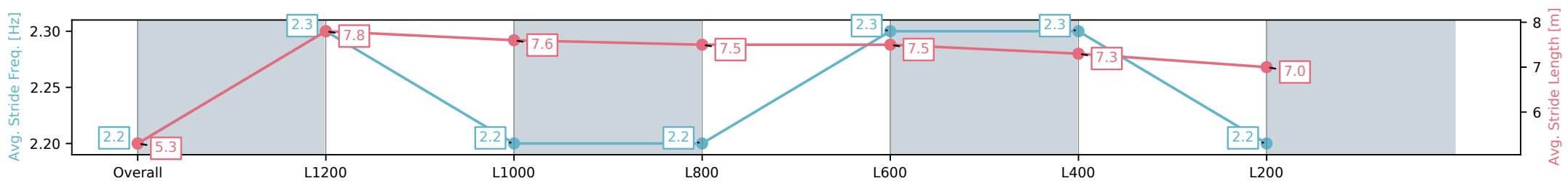
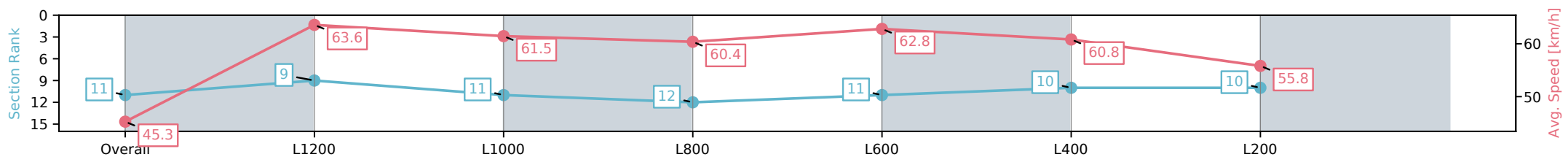
Race 3: Gifford Hill Grazing Trail Saturday 8th Of March  
Maiden Plate - 1400m

24 January 2025 - 3:24PM

Track Rating: Good 4, Weather: Fine, Rail Position: +6m 1200m  
Chute, +9m Remainder



Section	Overall	L1200	L1000	L800	L600	L400	L200
Section Times	1:27.52 [11] (0:15.92)	1:11.60 [9] (0:11.33)	1:00.27 [11] (0:11.77)	0:48.50 [12] (0:12.10)	0:36.40 [11] (0:11.65)	0:24.75 [10] (0:11.84)	0:12.91 [10] (0:12.91)
Average Speed [km/h]	45.3	63.6	61.5	60.4	62.8	60.8	55.8
Top Speed [km/h]	66.2	66.5	64.1	61.6	63.7	64.6	57.8
Avg. Dist. to Rail [m]	4.9	0.8	0.8	3.1	4.2	10.4	10.2
Avg. Stride Freq. [Hz]	2.2	2.3	2.2	2.2	2.3	2.3	2.2
Avg. Stride Length [m]	5.3	7.8	7.6	7.5	7.5	7.3	7.0



[ ] Ranking at each section and finish  
 -:-:- No data available at this section  
 NA No data available

Horse/Jockey Name	ON TIK/Lachlan Neindorf
Finish Rank	12
Fastest Section Time (Section)	0:10.86 (L1200)
Top Speed [km/h] (Section)	67.5 (Overall)
Race State	Finished



### Thomas Farms RC Murray Bridge SA - Professional

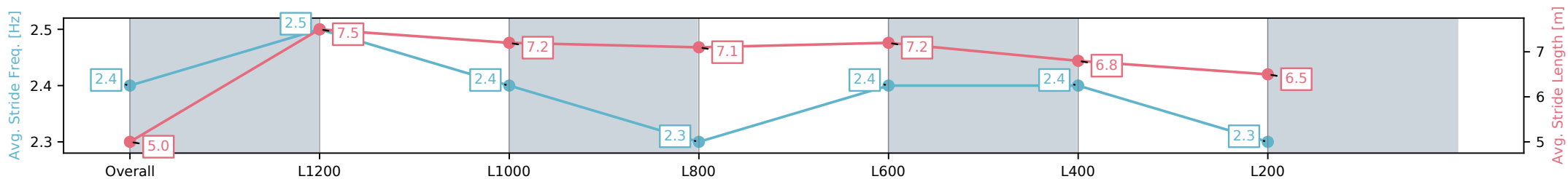
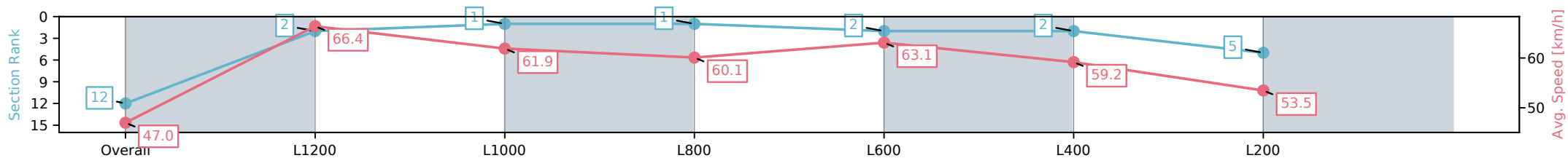
Race 3: Gifford Hill Grazing Trail Saturday 8th Of March  
Maiden Plate - 1400m

24 January 2025 - 3:24PM

Track Rating: Good 4, Weather: Fine, Rail Position: +6m 1200m  
Chute, +9m Remainder



Section	Overall	L1200	L1000	L800	L600	L400	L200
Section Times	1:27.59 [12] (0:15.34)	1:12.25 [2] (0:10.86)	1:01.39 [1] (0:11.76)	0:49.63 [1] (0:12.31)	0:37.32 [2] (0:11.69)	0:25.63 [2] (0:12.15)	0:13.48 [5] (0:13.48)
Average Speed [km/h]	47.0	66.4	61.9	60.1	63.1	59.2	53.5
Top Speed [km/h]	66.4	67.5	66.4	62.3	65.7	62.3	56.4
Avg. Dist. to Rail [m]	7.9	1.3	2.6	5.2	5.9	7.7	6.4
Avg. Stride Freq. [Hz]	2.4	2.5	2.4	2.3	2.4	2.4	2.3
Avg. Stride Length [m]	5.0	7.5	7.2	7.1	7.2	6.8	6.5



- [ ] Ranking at each section and finish
- :-:- No data available at this section
- NA No data available



Horse/Jockey Name	FROST ALERT/Sairyn Fawke
Finish Rank	13
Fastest Section Time (Section)	0:11.38 (L1200)
Top Speed [km/h] (Section)	65.6 (Overall)
Race State	Finished



Thomas Farms RC Murray Bridge SA - Professional

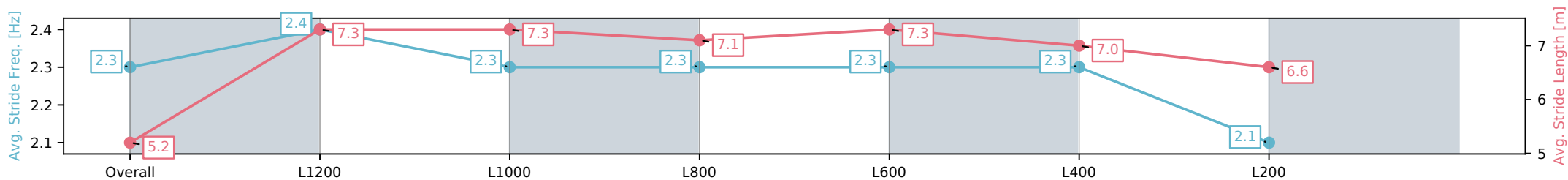
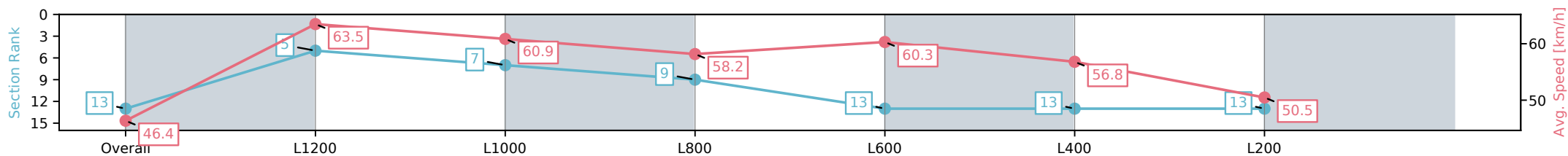
Race 3: Gifford Hill Grazing Trail Saturday 8th Of March  
Maiden Plate - 1400m

24 January 2025 - 3:24PM

Track Rating: Good 4, Weather: Fine, Rail Position: +6m 1200m  
Chute, +9m Remainder



Section	Overall	L1200	L1000	L800	L600	L400	L200
Section Times	1:30.27 [13] (0:15.52)	1:14.75 [5] (0:11.38)	1:03.37 [7] (0:11.99)	0:51.38 [9] (0:12.48)	0:38.90 [13] (0:11.95)	0:26.95 [13] (0:12.70)	0:14.25 [13] (0:14.25)
Average Speed [km/h]	46.4	63.5	60.9	58.2	60.3	56.8	50.5
Top Speed [km/h]	65.6	65.6	63.4	59.2	61.9	60.0	54.4
Avg. Dist. to Rail [m]	5.0	1.7	2.6	1.9	1.0	5.4	8.5
Avg. Stride Freq. [Hz]	2.3	2.4	2.3	2.3	2.3	2.3	2.1
Avg. Stride Length [m]	5.2	7.3	7.3	7.1	7.3	7.0	6.6



- [ ] Ranking at each section and finish
- :-:- No data available at this section
- NA No data available