



RACINGSA

# Thomas Farms RC Murray Bridge SA

## Race 2: Thomas Farms Maiden Plate - 1400m

24 January 2025 - 2:41PM



Murray Bridge  
Racing Club

Track Rating: Good 4, Weather: Fine, Rail Position: +6m 1200m Chute, +9m Remainder

Section Field Times							Overall	L1200	L1000	L800	L600	L400		
							1:24.98 (0:14.96)	1:10.02 (0:10.89)	0:59.13 (0:11.54)	0:47.59 (0:12.03)	0:35.56 (0:11.84)	0:23.72 (0:11.80)		
Position	#	Horse/Jockey	Barrier	Top Speed [km/h]	Fastest Section	First 400m								Distance Travelled From Winner [m]
1	9	<b>REBEL JOHNNY</b> Jason Holder	10	66.3 1000-800	0:11.21 400-200	0:26.97	1:24.98 (0:15.64)	1:09.34 [9] (0:11.33)	0:58.01 [9] (0:11.60)	0:46.41 [9] (0:11.64)	0:34.77 [9] (0:11.63)	0:23.14 [9] (0:11.21)		
2	7	<b>KIKORANGI</b> Sairyn Fawke	11	68.3 1400-1200	0:11.04 1200-1000	0:26.06	1:25.72 (0:15.02)	1:10.70 [2] (0:11.04)	0:59.66 [3] (0:11.57)	0:48.08 [3] (0:11.84)	0:36.24 [3] (0:11.78)	0:24.46 [1] (0:11.90)		-5
3	1	<b>CROWN AND ANCHOR</b> Tala Hutchinson	5	67.0 1400-1200	0:10.89 1200-1000	0:25.91	1:26.02 (0:15.02)	1:11.00 [3] (0:10.89)	1:00.11 [2] (0:11.57)	0:48.53 [2] (0:11.97)	0:36.56 [2] (0:11.80)	0:24.76 [2] (0:11.92)		-11
4	8	<b>MYSTICAL WISDOM</b> Jake Toeroek	9	66.1 800-600	0:11.45 1200-1000	0:27.54	1:26.20 (0:16.09)	1:10.11 [12] (0:11.45)	0:58.66 [12] (0:11.50)	0:47.16 [12] (0:11.47)	0:35.69 [11] (0:11.49)	0:24.20 [10] (0:11.65)		-3
5	11	<b>GABBATRON</b> Manoel Nunes	6	65.9 1400-1200	0:11.14 1200-1000	0:26.39	1:26.47 (0:15.25)	1:11.22 [5] (0:11.14)	1:00.08 [5] (0:11.60)	0:48.48 [4] (0:11.75)	0:36.73 [4] (0:11.76)	0:24.97 [3] (0:12.06)		-8
6	13	<b>GOOD GRECIAS</b> Lachlan Neindorf	8	64.6 800-600	0:11.46 1200-1000	0:27.36	1:26.56 (0:15.90)	1:10.66 [10] (0:11.46)	0:59.20 [11] (0:11.51)	0:47.69 [11] (0:11.66)	0:36.03 [12] (0:11.56)	0:24.47 [11] (0:11.95)		-4
7	2	<b>LET IT RIDE</b> Jacob Opperman	1	67.4 1400-1200	0:11.18 1200-1000	0:26.60	1:26.73 (0:15.42)	1:11.31 [6] (0:11.18)	1:00.13 [6] (0:11.68)	0:48.45 [6] (0:11.84)	0:36.61 [8] (0:11.71)	0:24.90 [8] (0:12.03)		-7
8	4	<b>TESTA DURA</b> Polly Brewster	3	65.6 1400-1200	0:11.28 1200-1000	0:26.80	1:26.76 (0:15.51)	1:11.25 [8] (0:11.28)	0:59.96 [8] (0:11.70)	0:48.26 [8] (0:11.55)	0:36.71 [7] (0:11.66)	0:25.05 [4] (0:12.16)		-8
9	6	<b>BAD TO THE BONE</b> Alan Lai	4	66.6 1400-1200	0:11.21 1200-1000	0:26.68	1:26.79 (0:15.47)	1:11.32 [7] (0:11.21)	1:00.11 [7] (0:11.73)	0:48.38 [7] (0:11.57)	0:36.80 [6] (0:11.76)	0:25.04 [6] (0:12.00)		-9
10	3	<b>PREFERENCING</b> Isaac Sit	2	65.3 1400-1200	0:11.30 1200-1000	0:27.22	1:26.91 (0:15.92)	1:10.99 [11] (0:11.30)	0:59.69 [10] (0:11.53)	0:48.16 [10] (0:11.72)	0:36.44 [10] (0:11.68)	0:24.76 [12] (0:11.93)		-6

Scratched: Am I The Drama (#10)

Report Created: Fri 24 January 2025 15:46:19 GMT+11 (Note: Timing is based on positional data)

- [ ] Position in running at each section and finish
- #: Saddle cloth number
- No data available at this section
- DNF Did not finish
- NA No data available
- DNT Did not track
- █ Background shading for fastest section



RACINGSA

# Thomas Farms RC Murray Bridge SA

## Race 2: Thomas Farms Maiden Plate - 1400m

24 January 2025 - 2:41PM



Murray Bridge  
Racing Club

Track Rating: Good 4, Weather: Fine, Rail Position: +6m 1200m Chute, +9m Remainder

Section Field Times							Overall	L1200	L1000	L800	L600	L400		
							1:24.98 (0:14.96)	1:10.02 (0:10.89)	0:59.13 (0:11.54)	0:47.59 (0:12.03)	0:35.56 (0:11.84)	0:23.72 (0:11.80)		
Position	#	Horse/Jockey	Barrier	Top Speed [km/h]	Fastest Section	First 400m								Distance Travelled From Winner [m]
11	5	THE PHARMACIST Justin Potter	12	67.2 1400-1200	0:11.10 1200-1000	0:26.31	1:27.00 (0:15.21)	1:11.79 [4] (0:11.10)	1:00.69 [4] (0:11.73)	0:48.96 [5] (0:11.72)	0:37.24 [5] (0:11.96)	0:25.28 [5] (0:12.25)		-4
12	12	THIAGO Alana Livesey	7	68.0 1400-1200	0:10.89 1200-1000	0:25.85	1:28.39 (0:14.96)	1:13.43 [1] (0:10.89)	1:02.54 [1] (0:11.53)	0:51.01 [1] (0:12.04)	0:38.97 [1] (0:12.35)	0:26.62 [7] (0:12.76)		-6

Scratched: Am I The Drama (#10)

- [ ] Position in running at each section and finish
- #: Saddle cloth number
- :--:-- No data available at this section
- DNF Did not finish
- NA No data available
- DNT Did not track
- █ Background shading for fastest section



RACINGSA

# Thomas Farms RC Murray Bridge SA

## Race 2: Thomas Farms Maiden Plate - 1400m

24 January 2025 - 2:41PM



Murray Bridge  
Racing Club

Track Rating: Good 4, Weather: Fine, Rail Position: +6m 1200m Chute, +9m Remainder

Section

Field Times

L200

0:11.92

(0:11.92)

Position	#	Horse/Jockey	Barrier	Top Speed [km/h]	Fastest Section	First 400m	Margin						Distance Travelled From Winner [m]
1	9	<b>REBEL JOHNNY</b> Jason Holder	10	66.3 1000-800	0:11.21 400-200	0:26.97	0:11.93 [1] (0:11.93)	1:24.98					
2	7	<b>KIKORANGI</b> Sairyn Fawke	11	68.3 1400-1200	0:11.04 1200-1000	0:26.06	0:12.56 [2] (0:12.56)	4.86L					-5
3	1	<b>CROWN AND ANCHOR</b> Tala Hutchinson	5	67.0 1400-1200	0:10.89 1200-1000	0:25.91	0:12.84 [3] (0:12.84)	6.85L					-11
4	8	<b>MYSTICAL WISDOM</b> Jake Toeroek	9	66.1 800-600	0:11.45 1200-1000	0:27.54	0:12.55 [5] (0:12.55)	8.04L					-3
5	11	<b>GABBATRON</b> Manoel Nunes	6	65.9 1400-1200	0:11.14 1200-1000	0:26.39	0:12.91 [4] (0:12.91)	9.88L					-8
6	13	<b>GOOD GRECIAS</b> Lachlan Neindorf	8	64.6 800-600	0:11.46 1200-1000	0:27.36	0:12.52 [10] (0:12.52)	10.46L					-4
7	2	<b>LET IT RIDE</b> Jacob Opperman	1	67.4 1400-1200	0:11.18 1200-1000	0:26.60	0:12.87 [7] (0:12.87)	0.0L					-7
8	4	<b>TESTA DURA</b> Polly Brewster	3	65.6 1400-1200	0:11.28 1200-1000	0:26.80	0:12.89 [8] (0:12.89)	11.78L					-8
9	6	<b>BAD TO THE BONE</b> Alan Lai	4	66.6 1400-1200	0:11.21 1200-1000	0:26.68	0:13.04 [6] (0:13.04)	11.97L					-9
10	3	<b>PREFERENCING</b> Isaac Sit	2	65.3 1400-1200	0:11.30 1200-1000	0:27.22	0:12.83 [11] (0:12.83)	12.79L					-6

Scratched: Am I The Drama (#10)

- [ ] Position in running at each section and finish
- #: Saddle cloth number
- : No data available at this section
- DNF: Did not finish
- NA: No data available
- DNT: Did not track
- █ Background shading for fastest section



RACINGSA

# Thomas Farms RC Murray Bridge SA

## Race 2: Thomas Farms Maiden Plate - 1400m

24 January 2025 - 2:41PM

Track Rating: Good 4, Weather: Fine, Rail Position: +6m 1200m Chute, +9m Remainder



Murray Bridge  
Racing Club

### Section

### Field Times

L200

0:11.92

(0:11.92)

Position	#	Horse/Jockey	Barrier	Top Speed [km/h]	Fastest Section	First 400m	Margin						Distance Travelled From Winner [m]		
11	5	<b>THE PHARMACIST</b>	12	67.2	0:11.10	0:26.31	0:13.03 [9]	13.36L							-4
		Justin Potter		1400-1200	1200-1000		(0:13.03)								
12	12	<b>THIAGO</b>	7	68.0	0:10.89	0:25.85	0:13.86 [12]	22.55L							-6
		Alana Livesey		1400-1200	1200-1000		(0:13.86)								

Scratched: Am I The Drama (#10)

- [ ] Position in running at each section and finish # Saddle cloth number
- :--:- No data available at this section DNF Did not finish
- NA No data available DNT Did not track
- █ Background shading for fastest section

Horse/Jockey Name	REBEL JOHNNY/Jason Holder
Finish Rank	1
Fastest Section Time (Section)	0:11.21 (L400)
Top Speed [km/h] (Section)	66.3 (L1000)
Race State	Finished



### Thomas Farms RC Murray Bridge SA - Professional

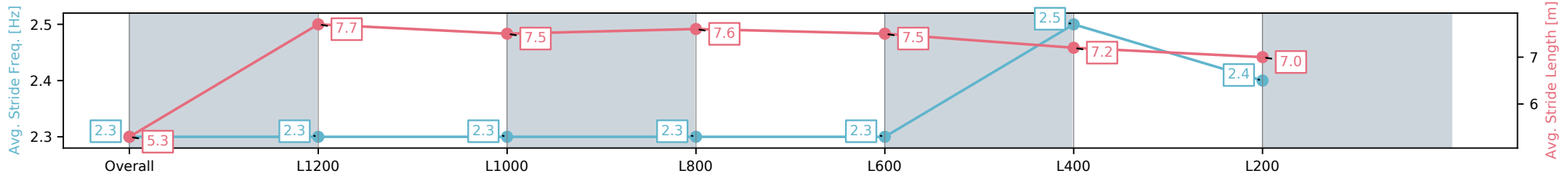
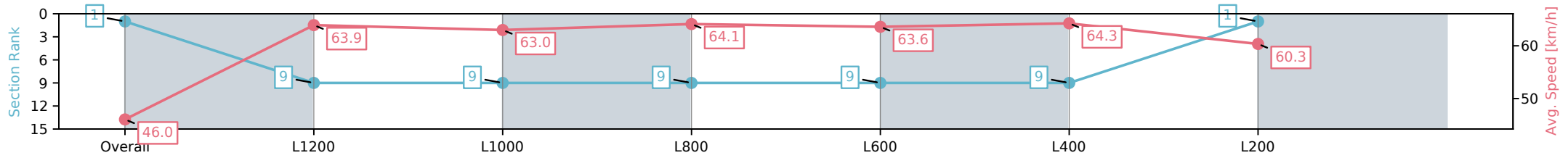
Race 2: Thomas Farms Maiden Plate - 1400m

24 January 2025 - 2:41PM

Track Rating: Good 4, Weather: Fine, Rail Position: +6m 1200m Chute, +9m Remainder



Section	Overall	L1200	L1000	L800	L600	L400	L200
Section Times	1:24.98 [1] (0:15.64)	1:09.34 [9] (0:11.33)	0:58.01 [9] (0:11.60)	0:46.41 [9] (0:11.64)	0:34.77 [9] (0:11.63)	0:23.14 [9] (0:11.21)	0:11.93 [1] (0:11.93)
Average Speed [km/h]	46.0	63.9	63.0	64.1	63.6	64.3	60.3
Top Speed [km/h]	65.1	65.4	65.3	66.3	66.2	65.6	62.9
Avg. Dist. to Rail [m]	8.0	2.4	3.7	6.9	6.8	7.7	5.4
Avg. Stride Freq. [Hz]	2.3	2.3	2.3	2.3	2.3	2.5	2.4
Avg. Stride Length [m]	5.3	7.7	7.5	7.6	7.5	7.2	7.0



- [ ] Ranking at each section and finish
- :-:- No data available at this section
- NA No data available

Horse/Jockey Name	KIKORANGI/Sairyn Fawke
Finish Rank	2
Fastest Section Time (Section)	0:11.04 (L1200)
Top Speed [km/h] (Section)	68.3 (Overall)
Race State	Finished



### Thomas Farms RC Murray Bridge SA - Professional

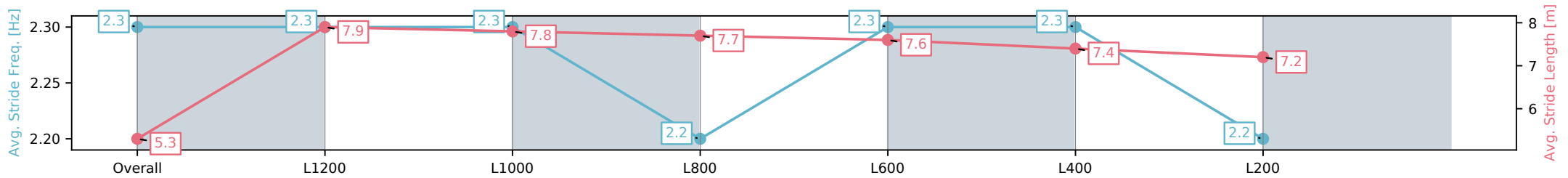
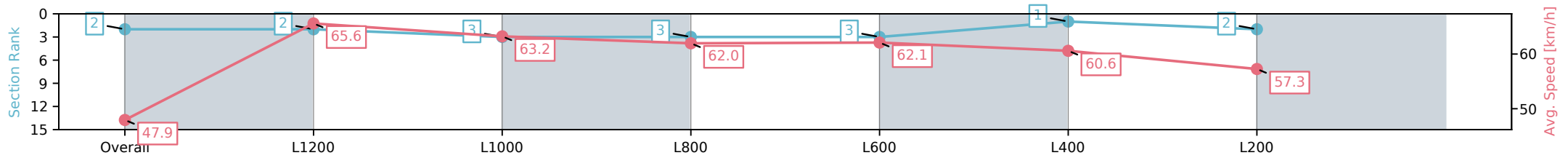
Race 2: Thomas Farms Maiden Plate - 1400m

24 January 2025 - 2:41PM

Track Rating: Good 4, Weather: Fine, Rail Position: +6m 1200m Chute, +9m Remainder



Section	Overall	L1200	L1000	L800	L600	L400	L200
Section Times	1:25.72 [2] (0:15.02)	1:10.70 [2] (0:11.04)	0:59.66 [3] (0:11.57)	0:48.08 [3] (0:11.84)	0:36.24 [3] (0:11.78)	0:24.46 [1] (0:11.90)	0:12.56 [2] (0:12.56)
Average Speed [km/h]	47.9	65.6	63.2	62.0	62.1	60.6	57.3
Top Speed [km/h]	68.3	67.7	64.2	62.4	62.7	62.7	59.9
Avg. Dist. to Rail [m]	9.8	3.9	3.3	3.8	3.9	4.1	4.8
Avg. Stride Freq. [Hz]	2.3	2.3	2.3	2.2	2.3	2.3	2.2
Avg. Stride Length [m]	5.3	7.9	7.8	7.7	7.6	7.4	7.2



[ ] Ranking at each section and finish  
 -:-:- No data available at this section  
 NA No data available

Horse/Jockey Name	CROWN AND ANCHOR/Tala Hutchinson
Finish Rank	3
Fastest Section Time (Section)	0:10.89 (L1200)
Top Speed [km/h] (Section)	67.0 (Overall)
Race State	Finished



### Thomas Farms RC Murray Bridge SA - Professional

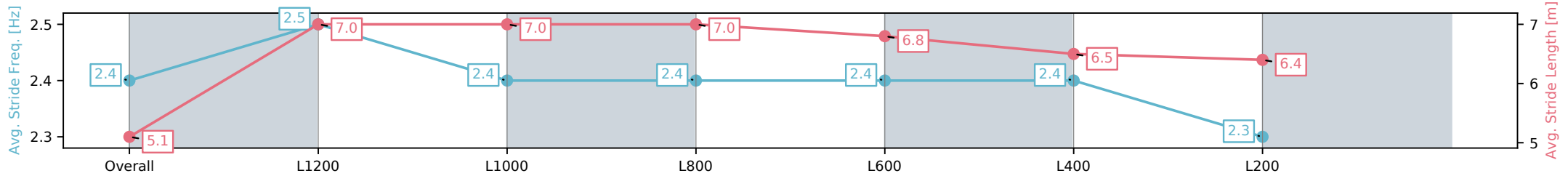
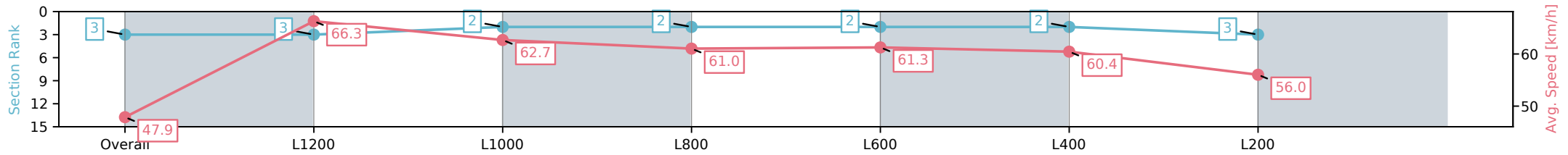
#### Race 2: Thomas Farms Maiden Plate - 1400m

24 January 2025 - 2:41PM

Track Rating: Good 4, Weather: Fine, Rail Position: +6m 1200m  
Chute, +9m Remainder



Section	Overall	L1200	L1000	L800	L600	L400	L200
Section Times	1:26.02 [3] (0:15.02)	1:11.00 [3] (0:10.89)	1:00.11 [2] (0:11.57)	0:48.53 [2] (0:11.97)	0:36.56 [2] (0:11.80)	0:24.76 [2] (0:11.92)	0:12.84 [3] (0:12.84)
Average Speed [km/h]	47.9	66.3	62.7	61.0	61.3	60.4	56.0
Top Speed [km/h]	67.0	67.0	64.6	61.7	61.8	61.7	58.6
Avg. Dist. to Rail [m]	5.9	1.0	1.9	2.5	1.2	2.3	3.4
Avg. Stride Freq. [Hz]	2.4	2.5	2.4	2.4	2.4	2.4	2.3
Avg. Stride Length [m]	5.1	7.0	7.0	7.0	6.8	6.5	6.4



- [ ] Ranking at each section and finish
- :-:- No data available at this section
- NA No data available

Horse/Jockey Name	MYSTICAL WISDOM/Jake Toeroek
Finish Rank	4
Fastest Section Time (Section)	0:11.45 (L1200)
Top Speed [km/h] (Section)	66.1 (L800)
Race State	Finished



### Thomas Farms RC Murray Bridge SA - Professional

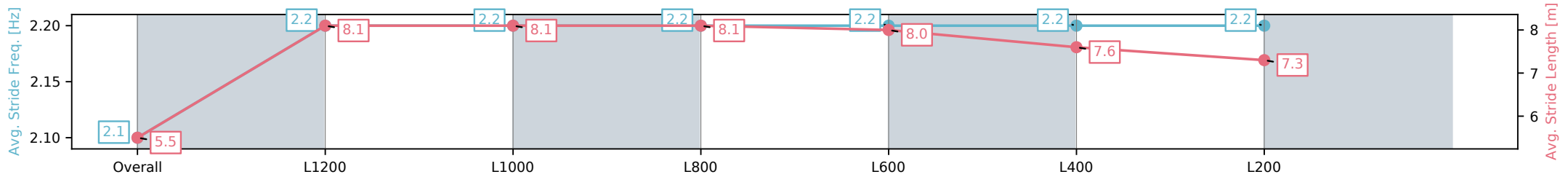
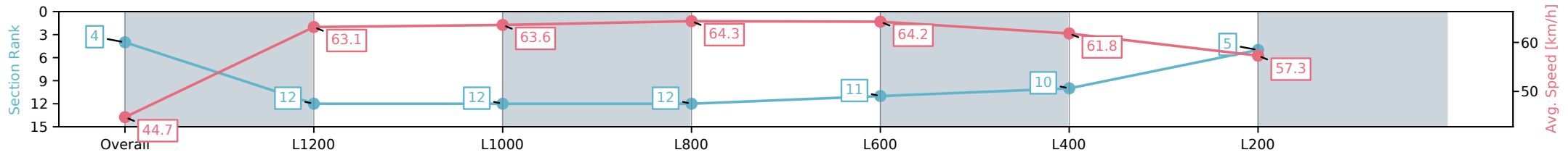
Race 2: Thomas Farms Maiden Plate - 1400m

24 January 2025 - 2:41PM

Track Rating: Good 4, Weather: Fine, Rail Position: +6m 1200m  
Chute, +9m Remainder



Section	Overall	L1200	L1000	L800	L600	L400	L200
Section Times	1:26.20 [4] (0:16.09)	1:10.11 [12] (0:11.45)	0:58.66 [12] (0:11.50)	0:47.16 [12] (0:11.47)	0:35.69 [11] (0:11.49)	0:24.20 [10] (0:11.65)	0:12.55 [5] (0:12.55)
Average Speed [km/h]	44.7	63.1	63.6	64.3	64.2	61.8	57.3
Top Speed [km/h]	64.7	64.7	64.7	66.1	66.1	63.1	59.6
Avg. Dist. to Rail [m]	7.8	2.7	3.1	4.7	6.6	9.6	8.5
Avg. Stride Freq. [Hz]	2.1	2.2	2.2	2.2	2.2	2.2	2.2
Avg. Stride Length [m]	5.5	8.1	8.1	8.1	8.1	8.0	7.3



- [ ] Ranking at each section and finish
- :-:- No data available at this section
- NA No data available



Horse/Jockey Name	GABBATRON/Manoel Nunes
Finish Rank	5
Fastest Section Time (Section)	0:11.14 (L1200)
Top Speed [km/h] (Section)	65.9 (Overall)
Race State	Finished



### Thomas Farms RC Murray Bridge SA - Professional

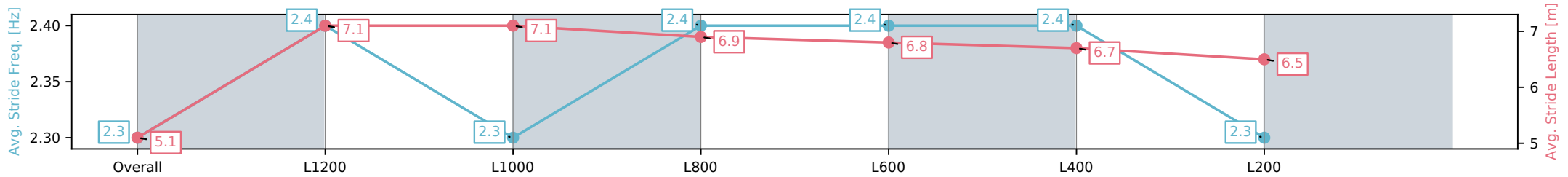
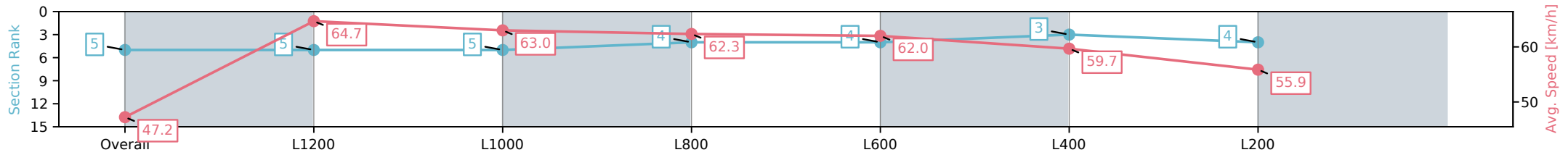
Race 2: Thomas Farms Maiden Plate - 1400m

24 January 2025 - 2:41PM

Track Rating: Good 4, Weather: Fine, Rail Position: +6m 1200m Chute, +9m Remainder



Section	Overall	L1200	L1000	L800	L600	L400	L200
Section Times	1:26.47 [5] (0:15.25)	1:11.22 [5] (0:11.14)	1:00.08 [5] (0:11.60)	0:48.48 [4] (0:11.75)	0:36.73 [4] (0:11.76)	0:24.97 [3] (0:12.06)	0:12.91 [4] (0:12.91)
Average Speed [km/h]	47.2	64.7	63.0	62.3	62.0	59.7	55.9
Top Speed [km/h]	65.2	65.9	65.2	62.9	62.8	61.3	57.9
Avg. Dist. to Rail [m]	6.8	1.5	2.9	3.4	3.0	4.7	5.9
Avg. Stride Freq. [Hz]	2.3	2.4	2.3	2.4	2.4	2.4	2.3
Avg. Stride Length [m]	5.1	7.1	7.1	6.9	6.8	6.7	6.5



- [ ] Ranking at each section and finish
- :-:- No data available at this section
- NA No data available

Horse/Jockey Name	GOOD GRECIAS/Lachlan Neindorf
Finish Rank	6
Fastest Section Time (Section)	0:11.46 (L1200)
Top Speed [km/h] (Section)	64.6 (L800)
Race State	Finished



### Thomas Farms RC Murray Bridge SA - Professional

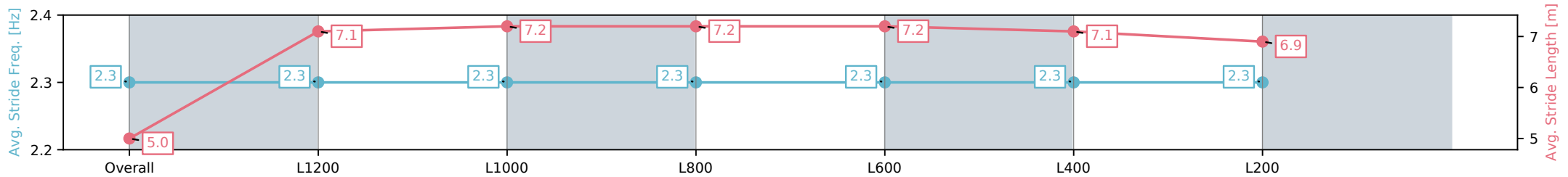
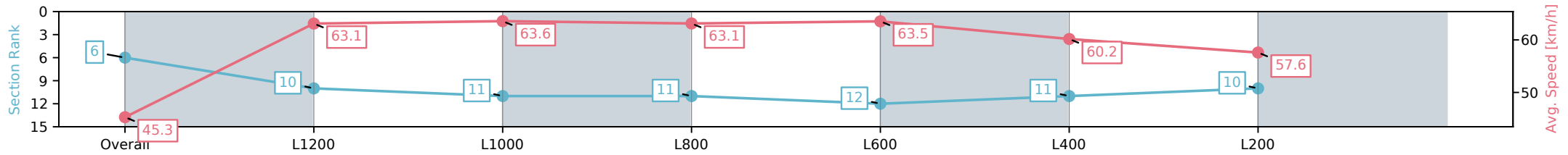
Race 2: Thomas Farms Maiden Plate - 1400m

24 January 2025 - 2:41PM

Track Rating: Good 4, Weather: Fine, Rail Position: +6m 1200m Chute, +9m Remainder



Section	Overall	L1200	L1000	L800	L600	L400	L200
Section Times	1:26.56 [6] (0:15.90)	1:10.66 [10] (0:11.46)	0:59.20 [11] (0:11.51)	0:47.69 [11] (0:11.66)	0:36.03 [12] (0:11.56)	0:24.47 [11] (0:11.95)	0:12.52 [10] (0:12.52)
Average Speed [km/h]	45.3	63.1	63.6	63.1	63.5	60.2	57.6
Top Speed [km/h]	63.5	64.1	64.2	64.1	64.6	62.1	58.9
Avg. Dist. to Rail [m]	7.5	3.1	3.3	4.3	4.9	8.7	10.3
Avg. Stride Freq. [Hz]	2.3	2.3	2.3	2.3	2.3	2.3	2.3
Avg. Stride Length [m]	5.0	7.1	7.2	7.2	7.2	7.1	6.9



- [ ] Ranking at each section and finish
- :-:- No data available at this section
- NA No data available

Horse/Jockey Name	LET IT RIDE/Jacob Opperman
Finish Rank	7
Fastest Section Time (Section)	0:11.18 (L1200)
Top Speed [km/h] (Section)	67.4 (Overall)
Race State	Finished



### Thomas Farms RC Murray Bridge SA - Professional

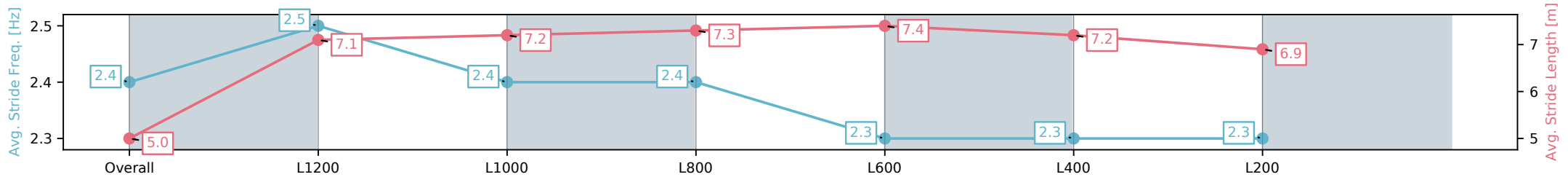
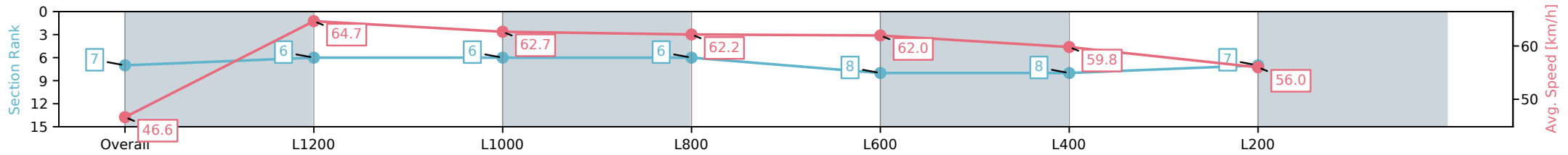
Race 2: Thomas Farms Maiden Plate - 1400m

24 January 2025 - 2:41PM

Track Rating: Good 4, Weather: Fine, Rail Position: +6m 1200m  
Chute, +9m Remainder



Section	Overall	L1200	L1000	L800	L600	L400	L200
Section Times	1:26.73 [7] (0:15.42)	1:11.31 [6] (0:11.18)	1:00.13 [6] (0:11.68)	0:48.45 [6] (0:11.84)	0:36.61 [8] (0:11.71)	0:24.90 [8] (0:12.03)	0:12.87 [7] (0:12.87)
Average Speed [km/h]	46.6	64.7	62.7	62.2	62.0	59.8	56.0
Top Speed [km/h]	66.2	67.4	63.5	63.0	63.4	61.1	58.4
Avg. Dist. to Rail [m]	3.9	1.6	3.3	4.4	2.1	1.7	2.0
Avg. Stride Freq. [Hz]	2.4	2.5	2.4	2.4	2.3	2.3	2.3
Avg. Stride Length [m]	5.0	7.1	7.2	7.3	7.4	7.2	6.9



- [ ] Ranking at each section and finish
- :-:- No data available at this section
- NA No data available

Horse/Jockey Name	TESTA DURA/Polly Brewster
Finish Rank	8
Fastest Section Time (Section)	0:11.28 (L1200)
Top Speed [km/h] (Section)	65.6 (Overall)
Race State	Finished



### Thomas Farms RC Murray Bridge SA - Professional

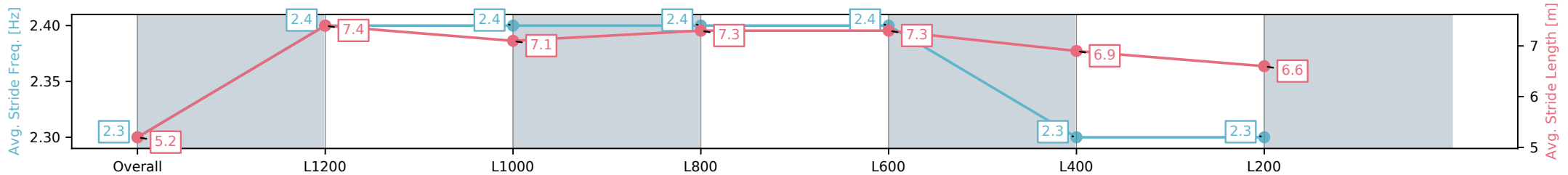
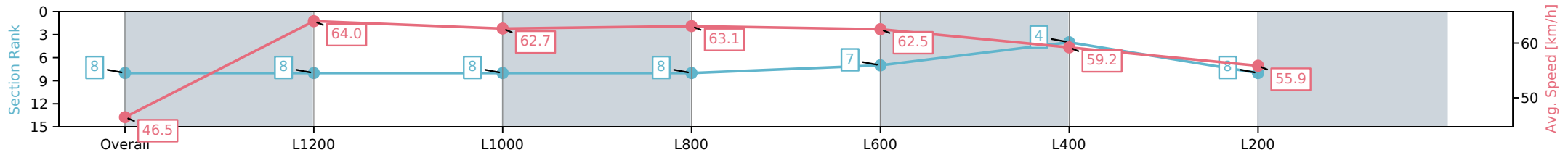
Race 2: Thomas Farms Maiden Plate - 1400m

24 January 2025 - 2:41PM

Track Rating: Good 4, Weather: Fine, Rail Position: +6m 1200m Chute, +9m Remainder



Section	Overall	L1200	L1000	L800	L600	L400	L200
Section Times	1:26.76 [8] (0:15.51)	1:11.25 [8] (0:11.28)	0:59.96 [8] (0:11.70)	0:48.26 [8] (0:11.55)	0:36.71 [7] (0:11.66)	0:25.05 [4] (0:12.16)	0:12.89 [8] (0:12.89)
Average Speed [km/h]	46.5	64.0	62.7	63.1	62.5	59.2	55.9
Top Speed [km/h]	65.6	65.6	64.5	63.7	63.5	62.3	57.0
Avg. Dist. to Rail [m]	6.2	3.5	3.4	2.7	3.1	4.0	4.4
Avg. Stride Freq. [Hz]	2.3	2.4	2.4	2.4	2.4	2.3	2.3
Avg. Stride Length [m]	5.2	7.4	7.1	7.3	7.3	6.9	6.6



- [ ] Ranking at each section and finish
- :-:- No data available at this section
- NA No data available

Horse/Jockey Name	BAD TO THE BONE/Alan Lai
Finish Rank	9
Fastest Section Time (Section)	0:11.21 (L1200)
Top Speed [km/h] (Section)	66.6 (Overall)
Race State	Finished



### Thomas Farms RC Murray Bridge SA - Professional

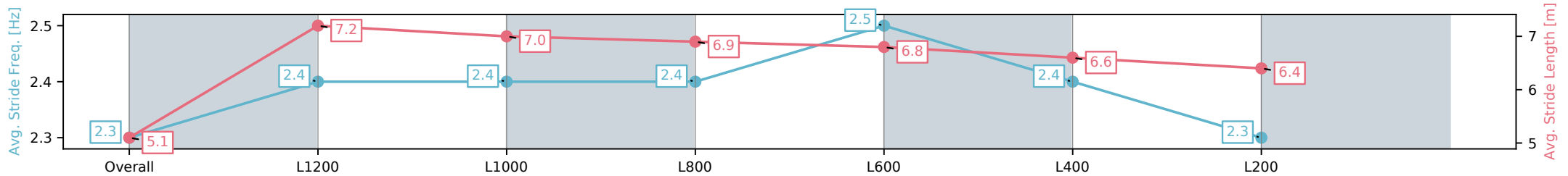
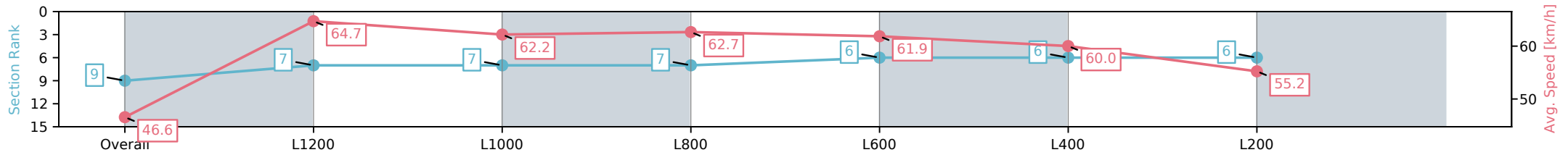
Race 2: Thomas Farms Maiden Plate - 1400m

24 January 2025 - 2:41PM

Track Rating: Good 4, Weather: Fine, Rail Position: +6m 1200m  
Chute, +9m Remainder



Section	Overall	L1200	L1000	L800	L600	L400	L200
Section Times	1:26.79 [9] (0:15.47)	1:11.32 [7] (0:11.21)	1:00.11 [7] (0:11.73)	0:48.38 [7] (0:11.57)	0:36.80 [6] (0:11.76)	0:25.04 [6] (0:12.00)	0:13.04 [6] (0:13.04)
Average Speed [km/h]	46.6	64.7	62.2	62.7	61.9	60.0	55.2
Top Speed [km/h]	66.2	66.6	63.3	63.5	62.9	62.7	56.9
Avg. Dist. to Rail [m]	6.9	3.9	3.0	1.3	2.7	3.2	4.6
Avg. Stride Freq. [Hz]	2.3	2.4	2.4	2.4	2.5	2.4	2.3
Avg. Stride Length [m]	5.1	7.2	7.0	6.9	6.8	6.6	6.4



- [ ] Ranking at each section and finish
- :-:- No data available at this section
- NA No data available

Horse/Jockey Name	PREFERENCING/Isaac Sit
Finish Rank	10
Fastest Section Time (Section)	0:11.30 (L1200)
Top Speed [km/h] (Section)	65.3 (Overall)
Race State	Finished



### Thomas Farms RC Murray Bridge SA - Professional

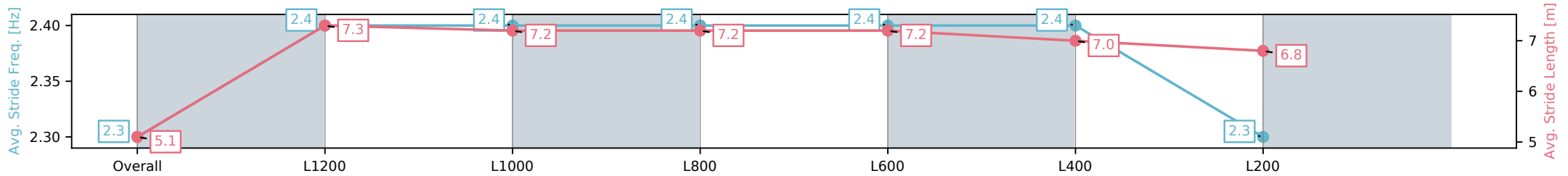
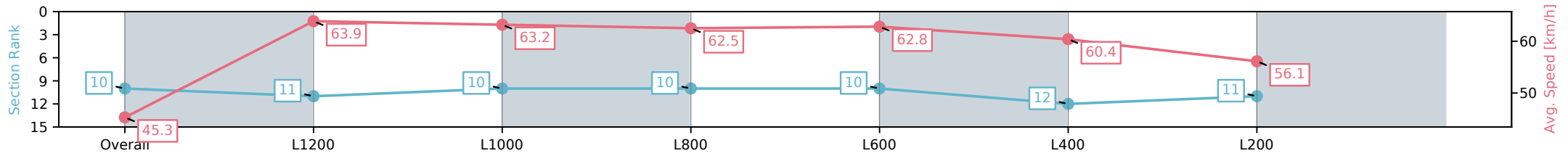
Race 2: Thomas Farms Maiden Plate - 1400m

24 January 2025 - 2:41PM

Track Rating: Good 4, Weather: Fine, Rail Position: +6m 1200m Chute, +9m Remainder



Section	Overall	L1200	L1000	L800	L600	L400	L200
Section Times	1:26.91 [10] (0:15.92)	1:10.99 [11] (0:11.30)	0:59.69 [10] (0:11.53)	0:48.16 [10] (0:11.72)	0:36.44 [10] (0:11.68)	0:24.76 [12] (0:11.93)	0:12.83 [11] (0:12.83)
Average Speed [km/h]	45.3	63.9	63.2	62.5	62.8	60.4	56.1
Top Speed [km/h]	65.3	65.3	64.3	63.9	63.7	61.4	58.8
Avg. Dist. to Rail [m]	4.5	1.0	2.6	3.5	4.5	7.2	9.5
Avg. Stride Freq. [Hz]	2.3	2.4	2.4	2.4	2.4	2.4	2.3
Avg. Stride Length [m]	5.1	7.3	7.2	7.2	7.2	7.0	6.8



- [ ] Ranking at each section and finish
- :-:- No data available at this section
- NA No data available

Horse/Jockey Name	THE PHARMACIST/Justin Potter
Finish Rank	11
Fastest Section Time (Section)	0:11.10 (L1200)
Top Speed [km/h] (Section)	67.2 (Overall)
Race State	Finished



### Thomas Farms RC Murray Bridge SA - Professional

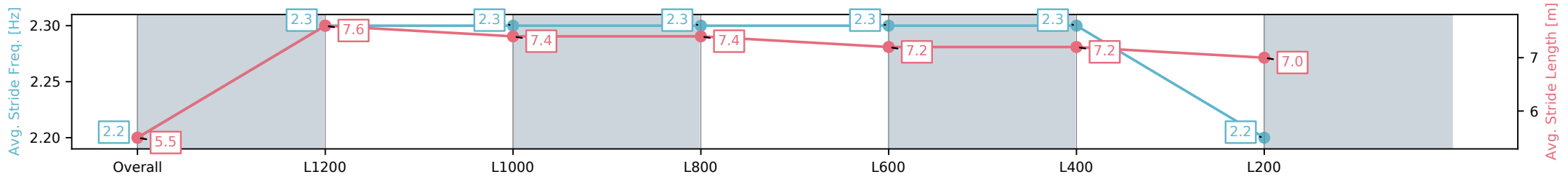
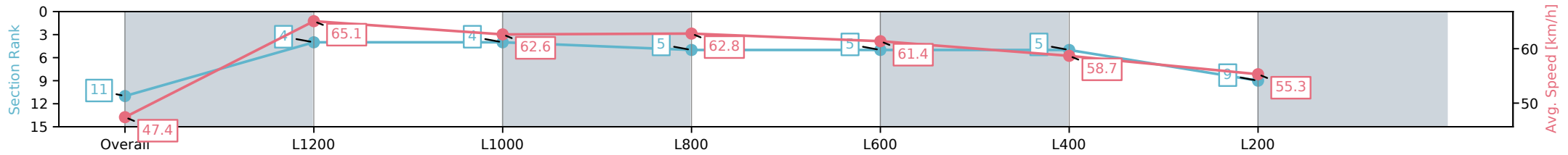
Race 2: Thomas Farms Maiden Plate - 1400m

24 January 2025 - 2:41PM

Track Rating: Good 4, Weather: Fine, Rail Position: +6m 1200m Chute, +9m Remainder



Section	Overall	L1200	L1000	L800	L600	L400	L200
Section Times	1:27.00 [11] (0:15.21)	1:11.79 [4] (0:11.10)	1:00.69 [4] (0:11.73)	0:48.96 [5] (0:11.72)	0:37.24 [5] (0:11.96)	0:25.28 [5] (0:12.25)	0:13.03 [9] (0:13.03)
Average Speed [km/h]	47.4	65.1	62.6	62.8	61.4	58.7	55.3
Top Speed [km/h]	67.2	67.2	63.9	63.4	63.2	61.6	56.8
Avg. Dist. to Rail [m]	10.7	3.3	4.1	4.3	4.6	5.0	2.7
Avg. Stride Freq. [Hz]	2.2	2.3	2.3	2.3	2.3	2.3	2.2
Avg. Stride Length [m]	5.5	7.6	7.4	7.4	7.4	7.2	7.0



- [ ] Ranking at each section and finish
- :-:- No data available at this section
- NA No data available

Horse/Jockey Name	THIAGO/Alana Livesey
Finish Rank	12
Fastest Section Time (Section)	0:10.89 (L1200)
Top Speed [km/h] (Section)	68.0 (Overall)
Race State	Finished



### Thomas Farms RC Murray Bridge SA - Professional

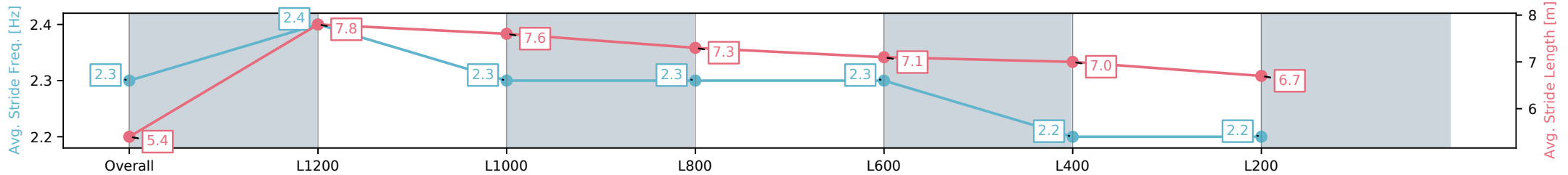
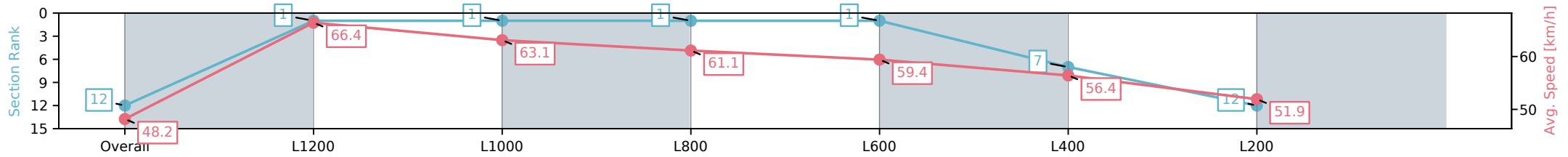
Race 2: Thomas Farms Maiden Plate - 1400m

24 January 2025 - 2:41PM

Track Rating: Good 4, Weather: Fine, Rail Position: +6m 1200m  
Chute, +9m Remainder



Section	Overall	L1200	L1000	L800	L600	L400	L200
Section Times	1:28.39 [12] (0:14.96)	1:13.43 [1] (0:10.89)	1:02.54 [1] (0:11.53)	0:51.01 [1] (0:12.04)	0:38.97 [1] (0:12.35)	0:26.62 [7] (0:12.76)	0:13.86 [12] (0:13.86)
Average Speed [km/h]	48.2	66.4	63.1	61.1	59.4	56.4	51.9
Top Speed [km/h]	68.0	67.8	63.9	63.1	61.1	58.9	54.5
Avg. Dist. to Rail [m]	7.4	2.3	2.3	4.1	4.7	3.7	5.2
Avg. Stride Freq. [Hz]	2.3	2.4	2.3	2.3	2.3	2.2	2.2
Avg. Stride Length [m]	5.4	7.8	7.6	7.3	7.1	7.0	6.7



- [ ] Ranking at each section and finish
- :-:- No data available at this section
- NA No data available