



RACINGSA

Thomas Farms RC Murray Bridge SA

Race 9: Sportsbet Fast Form Handicap - 1400m

18 January 2025 - 5:21PM



Murray Bridge
Racing Club

Track Rating: Good 3, Weather: Fine, Rail Position: 3.5m 800m-400m;2m 400m-WP, 0Rem

Section	Overall	L1200	L1000	L800	L600	L400
Field Times	1:23.01 (0:14.35)	1:08.66 (0:11.28)	0:57.38 (0:11.52)	0:45.86 (0:11.69)	0:34.17 (0:11.37)	0:22.80 (0:11.06)

Position	#	Horse/Jockey	Barrier	Top Speed [km/h]	Fastest Section	First 400m	Overall	L1200	L1000	L800	L600	L400	Distance Travelled From Winner [m]
1	2	CHIPSON Rochelle Milnes	10	67.6 600-400	0:10.81 400-200	0:25.89	1:23.01 (0:14.61)	1:08.40 [7] (0:11.28)	0:57.12 [6] (0:11.63)	0:45.49 [5] (0:11.71)	0:33.78 [5] (0:11.22)	0:22.56 [5] (0:10.81)	
2	14	PELEVECCHIO Lachlan Neindorf	6	66.9 600-400	0:10.93 400-200	0:26.26	1:23.33 (0:14.97)	1:08.36 [10] (0:11.28)	0:57.07 [10] (0:11.85)	0:45.22 [12] (0:11.76)	0:33.46 [12] (0:11.19)	0:22.27 [11] (0:10.93)	+1
3	7	BULLS ON PARADE Jacob Opperman	11	67.6 600-400	0:11.03 400-200	0:25.78	1:23.43 (0:14.46)	1:08.97 [4] (0:11.32)	0:57.65 [4] (0:11.57)	0:46.07 [3] (0:11.67)	0:34.40 [3] (0:11.24)	0:23.16 [3] (0:11.03)	+0
4	6	SWYCHO Todd Pannell	2	65.9 600-400	0:11.23 400-200	0:25.62	1:23.51 (0:14.34)	1:09.17 [1] (0:11.28)	0:57.89 [1] (0:11.52)	0:46.37 [1] (0:11.69)	0:34.68 [1] (0:11.40)	0:23.28 [2] (0:11.23)	-6
5	12	BONA FIDE STAR Alana Livesey	4	65.6 600-400	0:11.19 400-200	0:25.88	1:23.59 (0:14.55)	1:09.04 [5] (0:11.33)	0:57.71 [5] (0:11.71)	0:46.00 [6] (0:11.66)	0:34.34 [6] (0:11.45)	0:22.89 [6] (0:11.19)	-4
6	3	BIG SUE Kayla Crowther	9	66.9 600-400	0:11.17 400-200	0:25.72	1:23.59 (0:14.37)	1:09.22 [2] (0:11.35)	0:57.87 [2] (0:11.55)	0:46.32 [2] (0:11.63)	0:34.69 [2] (0:11.30)	0:23.39 [1] (0:11.17)	-2
7	5	HIGH ON SUGAR Manoel Nunes	1	66.2 600-400	0:11.19 400-200	0:25.75	1:23.74 (0:14.41)	1:09.33 [3] (0:11.34)	0:57.99 [3] (0:11.62)	0:46.37 [4] (0:11.71)	0:34.66 [4] (0:11.33)	0:23.33 [4] (0:11.19)	-6
8	4	HARD PRINCE Jake Toeroek	12	66.7 600-400	0:11.11 400-200	0:26.44	1:23.75 (0:15.16)	1:08.59 [11] (0:11.28)	0:57.31 [12] (0:11.55)	0:45.76 [10] (0:11.62)	0:34.14 [10] (0:11.32)	0:22.82 [8] (0:11.11)	+1
9	13	SUGGESTIVE MISS Taylor Johnstone	5	67.1 600-400	0:11.06 400-200	0:26.15	1:23.83 (0:14.83)	1:09.00 [8] (0:11.32)	0:57.68 [8] (0:11.75)	0:45.93 [9] (0:11.71)	0:34.22 [9] (0:11.42)	0:22.80 [10] (0:11.06)	-4
10	11	WHISKEY 'N' WOMEN Dom Tourneur	8	67.6 800-600	0:11.20 400-200	0:26.18	1:23.92 (0:14.89)	1:09.03 [9] (0:11.28)	0:57.74 [9] (0:11.59)	0:46.15 [7] (0:11.65)	0:34.50 [7] (0:11.28)	0:23.21 [7] (0:11.20)	+1

Scratched: Running On Time (#8), Percidian (#9)

Report Created: Sat 18 January 2025 18:10:57 GMT+11 (Note: Timing is based on positional data)

- [] Position in running at each section and finish
- #: Saddle cloth number
- : No data available at this section
- DNF: Did not finish
- NA: No data available
- DNT: Did not track
- █: Background shading for fastest section



RACINGSA

Thomas Farms RC Murray Bridge SA

Race 9: Sportsbet Fast Form Handicap - 1400m

18 January 2025 - 5:21PM

Track Rating: Good 3, Weather: Fine, Rail Position: 3.5m 800m-400m;2m 400m-WP, 0Rem



Murray Bridge
Racing Club

Section Field Times							Overall	L1200	L1000	L800	L600	L400		
							1:23.01 (0:14.35)	1:08.66 (0:11.28)	0:57.38 (0:11.52)	0:45.86 (0:11.69)	0:34.17 (0:11.37)	0:22.80 (0:11.06)		
Position	#	Horse/Jockey	Barrier	Top Speed [km/h]	Fastest Section	First 400m							Distance Travelled From Winner [m]	
11	1	HE'S MAVERICK	7	68.5	0:11.03	0:26.28	1:24.24	1:08.99 [12]	0:57.96 [11]	0:46.19 [11]	0:34.47 [11]	0:23.06 [12]	+0	
		Justin Potter		1400-1200	1200-1000		(0:15.25)	(0:11.03)	(0:11.77)	(0:11.72)	(0:11.41)	(0:11.09)		
12	10	BADISS	3	64.5	0:11.43	0:26.01	1:24.70	1:10.12 [6]	0:58.69 [7]	0:46.88 [8]	0:35.19 [8]	0:23.71 [9]	-4	
		Margaret Collett		800-600	1200-1000		(0:14.57)	(0:11.43)	(0:11.81)	(0:11.69)	(0:11.48)	(0:11.54)		

Scratched: Running On Time (#8), Percidian (#9)

- [] Position in running at each section and finish
- #: Saddle cloth number
- : No data available at this section
- DNF: Did not finish
- NA: No data available
- DNT: Did not track
- █: Background shading for fastest section



RACINGSA

Thomas Farms RC Murray Bridge SA

Race 9: Sportsbet Fast Form Handicap - 1400m

18 January 2025 - 5:21PM



Murray Bridge
Racing Club

Track Rating: Good 3, Weather: Fine, Rail Position: 3.5m 800m-400m;2m 400m-WP, 0Rem

Section Field Times

L200
0:11.74
(0:11.74)

Position	#	Horse/Jockey	Barrier	Top Speed [km/h]	Fastest Section	First 400m	Margin						Distance Travelled From Winner [m]
1	2	CHIPSON Rochelle Milnes	10	67.6 600-400	0:10.81 400-200	0:25.89 (0:11.75)	1:23.01						
2	14	PELEVECCHIO Lachlan Neindorf	6	66.9 600-400	0:10.93 400-200	0:26.26 (0:11.34)	2.11L						+1
3	7	BULLS ON PARADE Jacob Opperman	11	67.6 600-400	0:11.03 400-200	0:25.78 (0:12.13)	2.77L						+0
4	6	SWYCHO Todd Pannell	2	65.9 600-400	0:11.23 400-200	0:25.62 (0:12.05)	3.26L						-6
5	12	BONA FIDE STAR Alana Livesey	4	65.6 600-400	0:11.19 400-200	0:25.88 (0:11.70)	3.81L						-4
6	3	BIG SUE Kayla Crowther	9	66.9 600-400	0:11.17 400-200	0:25.72 (0:12.22)	3.82L						-2
7	5	HIGH ON SUGAR Manoel Nunes	1	66.2 600-400	0:11.19 400-200	0:25.75 (0:12.14)	4.77L						-6
8	4	HARD PRINCE Jake Toeroek	12	66.7 600-400	0:11.11 400-200	0:26.44 (0:11.71)	4.79L						+1
9	13	SUGGESTIVE MISS Taylor Johnstone	5	67.1 600-400	0:11.06 400-200	0:26.15 (0:11.74)	5.32L						-4
10	11	WHISKEY 'N' WOMEN Dom Tourneur	8	67.6 800-600	0:11.20 400-200	0:26.18 (0:12.01)	5.95L						+1

Scratched: Running On Time (#8), Percidian (#9)

Report Created: Sat 18 January 2025 18:10:57 GMT+11 (Note: Timing is based on positional data)

- [] Position in running at each section and finish
- #: Saddle cloth number
- :--- No data available at this section
- DNF Did not finish
- NA No data available
- DNT Did not track
- █ Background shading for fastest section



RACINGSA

Thomas Farms RC Murray Bridge SA Race 9: Sportsbet Fast Form Handicap - 1400m

18 January 2025 - 5:21PM

Track Rating: Good 3, Weather: Fine, Rail Position: 3.5m 800m-400m;2m 400m-WP, 0Rem



Murray Bridge
Racing Club

Section

Field Times

L200

0:11.74

(0:11.74)

Position	#	Horse/Jockey	Barrier	Top Speed [km/h]	Fastest Section	First 400m	Margin							Distance Travelled From Winner [m]
11	1	HE'S MAVERICK	7	68.5	0:11.03	0:26.28	0:11.97 [11]	8.03L						+0
		Justin Potter		1400-1200	1200-1000		(0:11.97)							
12	10	BADISS	3	64.5	0:11.43	0:26.01	0:12.17 [12]	11.01L						-4
		Margaret Collett		800-600	1200-1000		(0:12.17)							

Scratched: Running On Time (#8), Percidian (#9)

- [] Position in running at each section and finish # Saddle cloth number
- :--:-- No data available at this section **DNF** Did not finish
- NA** No data available **DNT** Did not track
- Background shading for fastest section

Horse/Jockey Name	CHIPSON/Rochelle Milnes
Finish Rank	1
Fastest Section Time (Section)	0:10.81 (L400)
Top Speed [km/h] (Section)	67.6 (L600)
Race State	Finished



Thomas Farms RC Murray Bridge SA - Professional

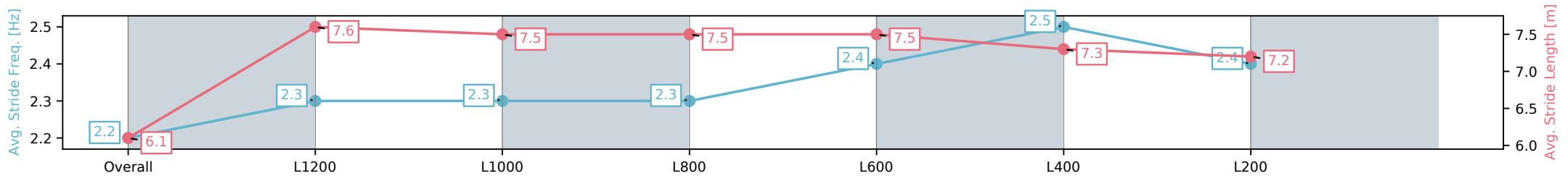
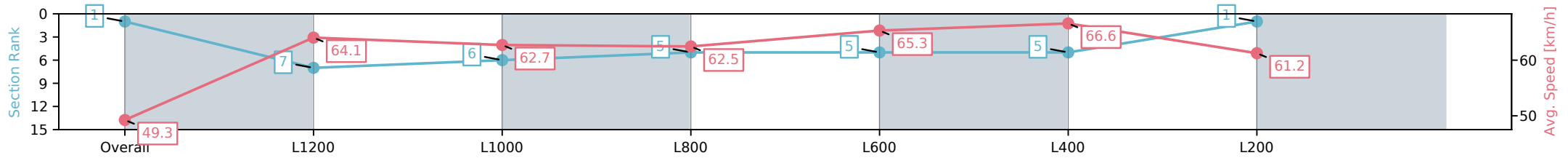
Race 9: Sportsbet Fast Form Handicap - 1400m

18 January 2025 - 5:21PM

Track Rating: Good 3, Weather: Fine, Rail Position: 3.5m
800m-400m;2m 400m-WP, 0Rem



Section	Overall	L1200	L1000	L800	L600	L400	L200
Section Times	1:23.01 [1] (0:14.61)	1:08.40 [7] (0:11.28)	0:57.12 [6] (0:11.63)	0:45.49 [5] (0:11.71)	0:33.78 [5] (0:11.22)	0:22.56 [5] (0:10.81)	0:11.75 [1] (0:11.75)
Average Speed [km/h]	49.3	64.1	62.7	62.5	65.3	66.6	61.2
Top Speed [km/h]	65.0	65.2	64.0	63.3	67.2	67.6	66.1
Avg. Dist. to Rail [m]	7.5	3.0	2.5	3.2	4.3	7.9	8.4
Avg. Stride Freq. [Hz]	2.2	2.3	2.3	2.3	2.4	2.5	2.4
Avg. Stride Length [m]	6.1	7.6	7.5	7.5	7.5	7.3	7.2



- [] Ranking at each section and finish
- :-:- No data available at this section
- NA No data available

Horse/Jockey Name	PELEVECCHIO/Lachlan Neindorf
Finish Rank	2
Fastest Section Time (Section)	0:10.93 (L400)
Top Speed [km/h] (Section)	66.9 (L600)
Race State	Finished



Thomas Farms RC Murray Bridge SA - Professional

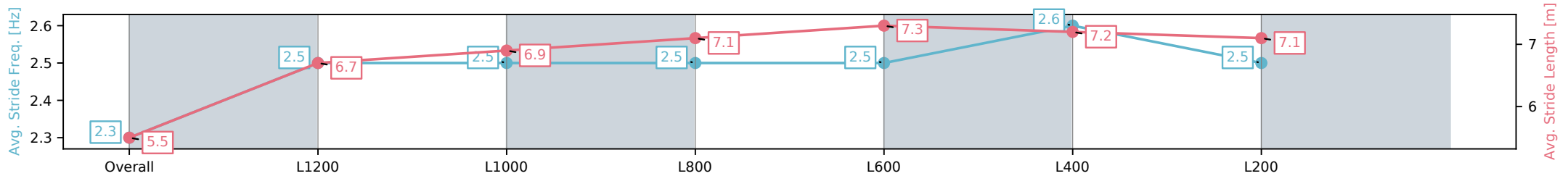
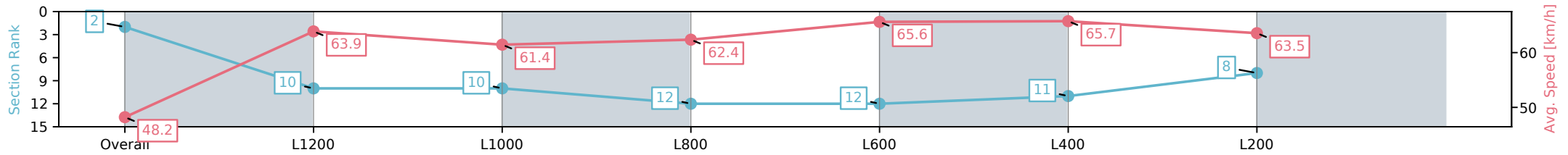
Race 9: Sportsbet Fast Form Handicap - 1400m

18 January 2025 - 5:21PM

Track Rating: Good 3, Weather: Fine, Rail Position: 3.5m
800m-400m;2m 400m-WP, 0Rem



Section	Overall	L1200	L1000	L800	L600	L400	L200
Section Times	1:23.33 [2] (0:14.97)	1:08.36 [10] (0:11.28)	0:57.07 [10] (0:11.85)	0:45.22 [12] (0:11.76)	0:33.46 [12] (0:11.19)	0:22.27 [11] (0:10.93)	0:11.34 [8] (0:11.34)
Average Speed [km/h]	48.2	63.9	61.4	62.4	65.6	65.7	63.5
Top Speed [km/h]	65.1	65.0	62.8	64.8	66.3	66.9	65.1
Avg. Dist. to Rail [m]	5.1	2.6	2.2	3.5	4.9	10.9	12.1
Avg. Stride Freq. [Hz]	2.3	2.5	2.5	2.5	2.5	2.6	2.5
Avg. Stride Length [m]	5.5	6.7	6.9	7.1	7.3	7.2	7.1



- [] Ranking at each section and finish
- :-:- No data available at this section
- NA No data available

Horse/Jockey Name	BULLS ON PARADE/Jacob Opperman
Finish Rank	3
Fastest Section Time (Section)	0:11.03 (L400)
Top Speed [km/h] (Section)	67.6 (L600)
Race State	Finished



Thomas Farms RC Murray Bridge SA - Professional

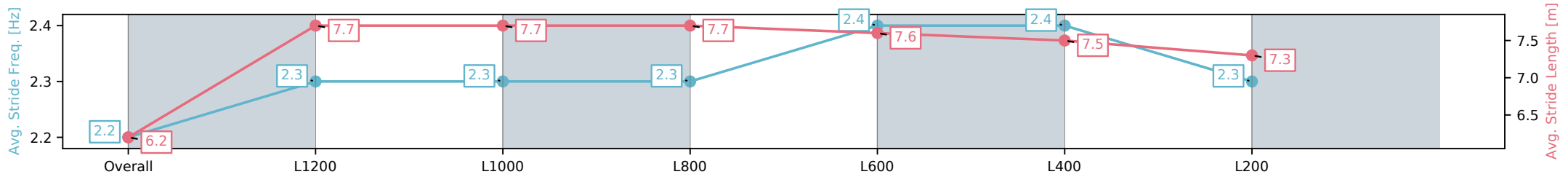
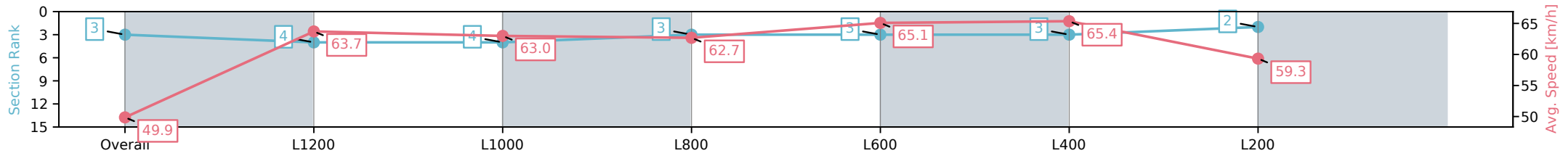
Race 9: Sportsbet Fast Form Handicap - 1400m

18 January 2025 - 5:21PM

Track Rating: Good 3, Weather: Fine, Rail Position: 3.5m
800m-400m;2m 400m-WP, 0Rem



Section	Overall	L1200	L1000	L800	L600	L400	L200
Section Times	1:23.43 [3] (0:14.46)	1:08.97 [4] (0:11.32)	0:57.65 [4] (0:11.57)	0:46.07 [3] (0:11.67)	0:34.40 [3] (0:11.24)	0:23.16 [3] (0:11.03)	0:12.13 [2] (0:12.13)
Average Speed [km/h]	49.9	63.7	63.0	62.7	65.1	65.4	59.3
Top Speed [km/h]	64.3	64.9	63.5	63.5	66.4	67.6	62.0
Avg. Dist. to Rail [m]	7.1	2.7	2.3	3.1	4.2	6.5	6.7
Avg. Stride Freq. [Hz]	2.2	2.3	2.3	2.3	2.4	2.4	2.3
Avg. Stride Length [m]	6.2	7.7	7.7	7.7	7.7	7.6	7.3



- [] Ranking at each section and finish
- :-:- No data available at this section
- NA No data available

Horse/Jockey Name	SWYCHO/Todd Pannell
Finish Rank	4
Fastest Section Time (Section)	0:11.23 (L400)
Top Speed [km/h] (Section)	65.9 (L600)
Race State	Finished



Thomas Farms RC Murray Bridge SA - Professional

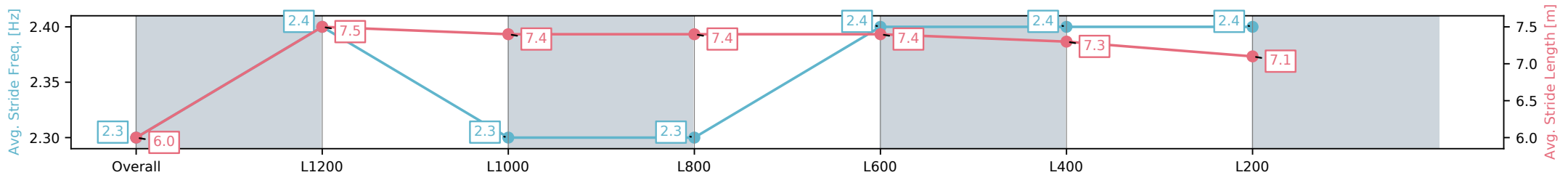
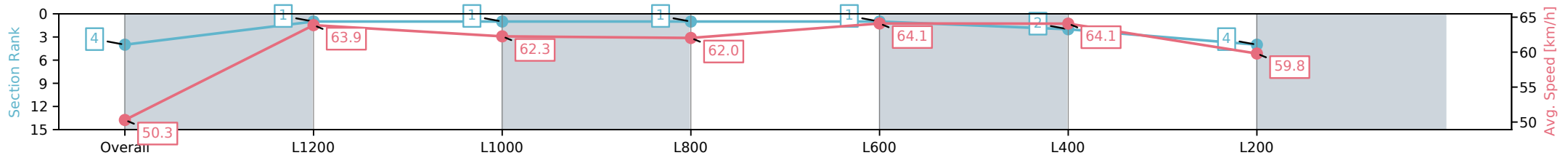
Race 9: Sportsbet Fast Form Handicap - 1400m

18 January 2025 - 5:21PM

Track Rating: Good 3, Weather: Fine, Rail Position: 3.5m
800m-400m;2m 400m-WP, 0Rem



Section	Overall	L1200	L1000	L800	L600	L400	L200
Section Times	1:23.51 [4] (0:14.34)	1:09.17 [1] (0:11.28)	0:57.89 [1] (0:11.52)	0:46.37 [1] (0:11.69)	0:34.68 [1] (0:11.40)	0:23.28 [2] (0:11.23)	0:12.05 [4] (0:12.05)
Average Speed [km/h]	50.3	63.9	62.3	62.0	64.1	64.1	59.8
Top Speed [km/h]	64.9	65.1	63.6	63.6	65.3	65.9	62.1
Avg. Dist. to Rail [m]	1.8	0.8	1.1	2.0	3.5	5.4	5.3
Avg. Stride Freq. [Hz]	2.3	2.4	2.3	2.3	2.4	2.4	2.4
Avg. Stride Length [m]	6.0	7.5	7.4	7.4	7.4	7.3	7.1



- [] Ranking at each section and finish
- :-:- No data available at this section
- NA No data available

Horse/Jockey Name	BONA FIDE STAR/Alana Livesey
Finish Rank	5
Fastest Section Time (Section)	0:11.19 (L400)
Top Speed [km/h] (Section)	65.6 (L600)
Race State	Finished



Thomas Farms RC Murray Bridge SA - Professional

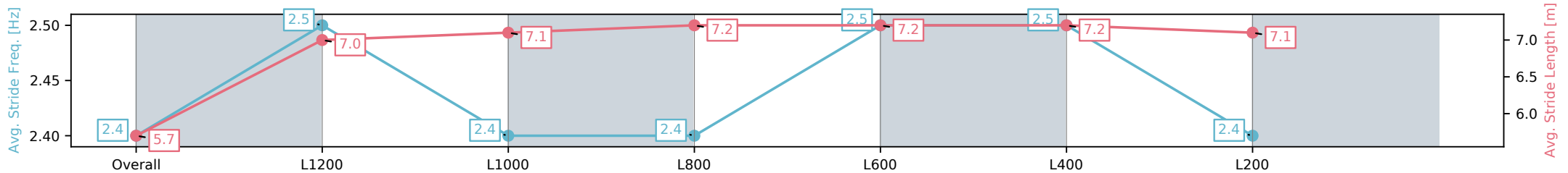
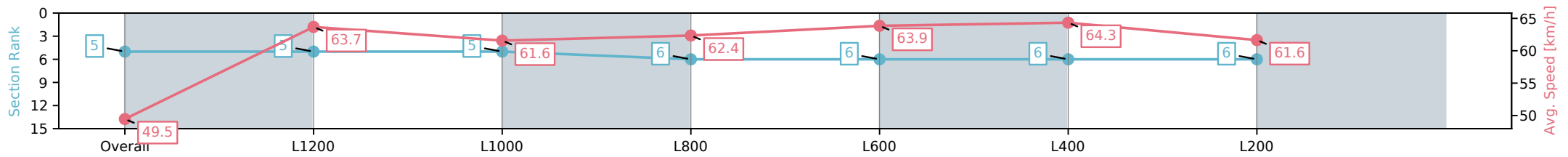
Race 9: Sportsbet Fast Form Handicap - 1400m

18 January 2025 - 5:21PM

Track Rating: Good 3, Weather: Fine, Rail Position: 3.5m
800m-400m;2m 400m-WP, 0Rem



Section	Overall	L1200	L1000	L800	L600	L400	L200
Section Times	1:23.59 [5] (0:14.55)	1:09.04 [5] (0:11.33)	0:57.71 [5] (0:11.71)	0:46.00 [6] (0:11.66)	0:34.34 [6] (0:11.45)	0:22.89 [6] (0:11.19)	0:11.70 [6] (0:11.70)
Average Speed [km/h]	49.5	63.7	61.6	62.4	63.9	64.3	61.6
Top Speed [km/h]	63.7	64.5	63.0	64.0	65.4	65.6	63.8
Avg. Dist. to Rail [m]	3.2	1.8	1.3	2.2	3.9	8.6	10.6
Avg. Stride Freq. [Hz]	2.4	2.5	2.4	2.4	2.5	2.5	2.4
Avg. Stride Length [m]	5.7	7.0	7.1	7.2	7.2	7.2	7.1



- [] Ranking at each section and finish
- :-:- No data available at this section
- NA No data available

Horse/Jockey Name	BIG SUE/Kayla Crowther
Finish Rank	6
Fastest Section Time (Section)	0:11.17 (L400)
Top Speed [km/h] (Section)	66.9 (L600)
Race State	Finished



Thomas Farms RC Murray Bridge SA - Professional

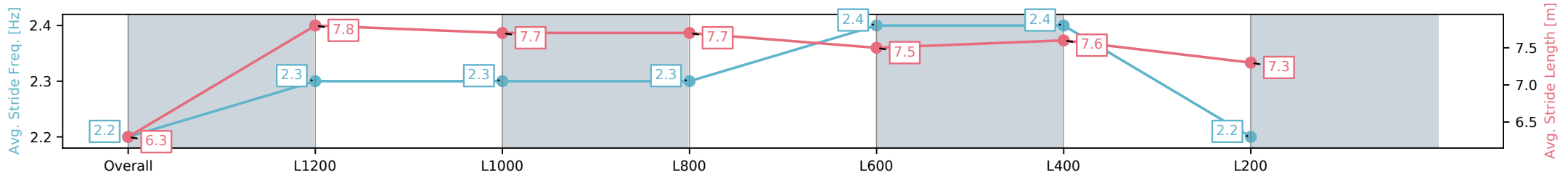
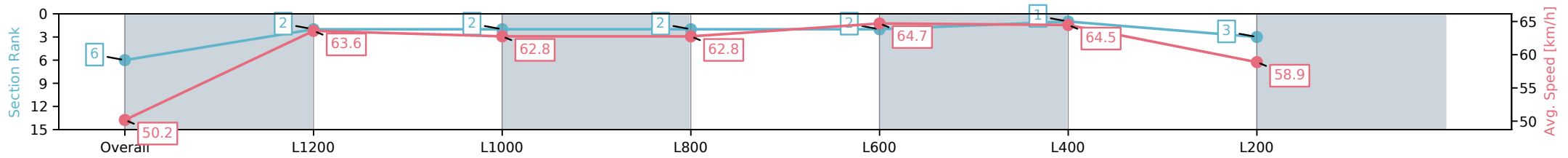
Race 9: Sportsbet Fast Form Handicap - 1400m

18 January 2025 - 5:21PM

Track Rating: Good 3, Weather: Fine, Rail Position: 3.5m
800m-400m;2m 400m-WP, 0Rem



Section	Overall	L1200	L1000	L800	L600	L400	L200
Section Times	1:23.59 [6] (0:14.37)	1:09.22 [2] (0:11.35)	0:57.87 [2] (0:11.55)	0:46.32 [2] (0:11.63)	0:34.69 [2] (0:11.30)	0:23.39 [1] (0:11.17)	0:12.22 [3] (0:12.22)
Average Speed [km/h]	50.2	63.6	62.8	62.8	64.7	64.5	58.9
Top Speed [km/h]	64.5	64.8	63.3	63.6	66.8	66.9	61.4
Avg. Dist. to Rail [m]	6.7	2.8	1.7	2.3	4.2	6.1	6.1
Avg. Stride Freq. [Hz]	2.2	2.3	2.3	2.3	2.4	2.4	2.2
Avg. Stride Length [m]	6.3	7.8	7.7	7.7	7.5	7.6	7.3



- [] Ranking at each section and finish
- :-:- No data available at this section
- NA No data available

Horse/Jockey Name	HIGH ON SUGAR/Manoel Nunes
Finish Rank	7
Fastest Section Time (Section)	0:11.19 (L400)
Top Speed [km/h] (Section)	66.2 (L600)
Race State	Finished



Thomas Farms RC Murray Bridge SA - Professional

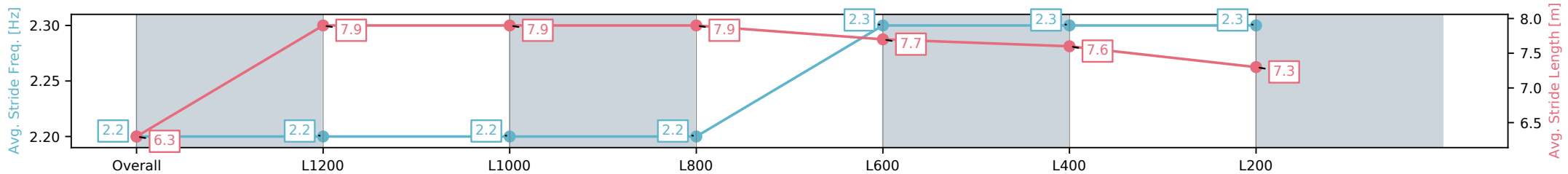
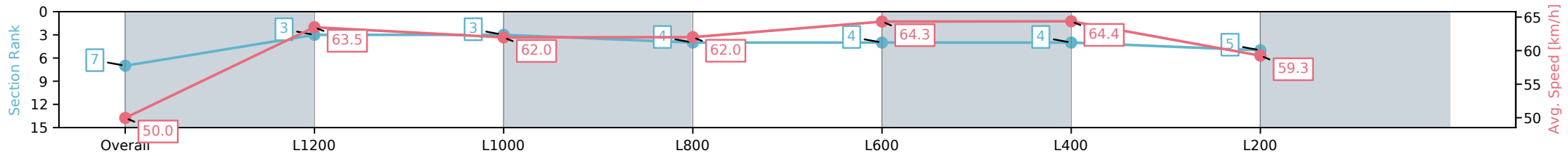
Race 9: Sportsbet Fast Form Handicap - 1400m

18 January 2025 - 5:21PM

Track Rating: Good 3, Weather: Fine, Rail Position: 3.5m
800m-400m;2m 400m-WP, 0Rem



Section	Overall	L1200	L1000	L800	L600	L400	L200
Section Times	1:23.74 [7] (0:14.41)	1:09.33 [3] (0:11.34)	0:57.99 [3] (0:11.62)	0:46.37 [4] (0:11.71)	0:34.66 [4] (0:11.33)	0:23.33 [4] (0:11.19)	0:12.14 [5] (0:12.14)
Average Speed [km/h]	50.0	63.5	62.0	62.0	64.3	64.4	59.3
Top Speed [km/h]	64.1	64.4	62.8	62.8	66.1	66.2	62.1
Avg. Dist. to Rail [m]	0.9	0.5	0.9	1.9	2.9	3.9	4.1
Avg. Stride Freq. [Hz]	2.2	2.2	2.2	2.2	2.3	2.3	2.3
Avg. Stride Length [m]	6.3	7.9	7.9	7.9	7.9	7.7	7.3



[] Ranking at each section and finish
 -:-:- No data available at this section
 NA No data available

Horse/Jockey Name	HARD PRINCE/Jake Toeroek
Finish Rank	8
Fastest Section Time (Section)	0:11.11 (L400)
Top Speed [km/h] (Section)	66.7 (L600)
Race State	Finished



Thomas Farms RC Murray Bridge SA - Professional

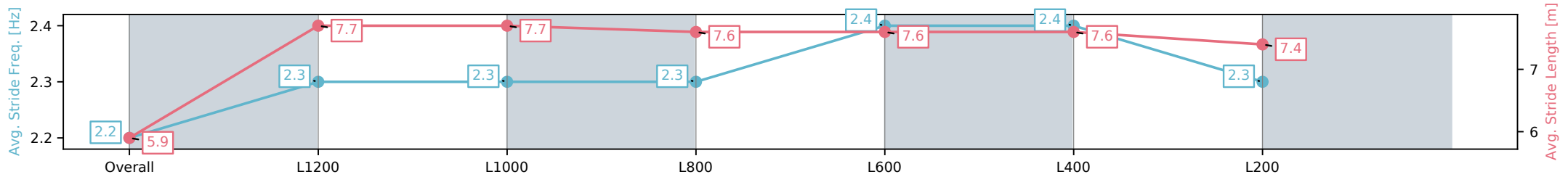
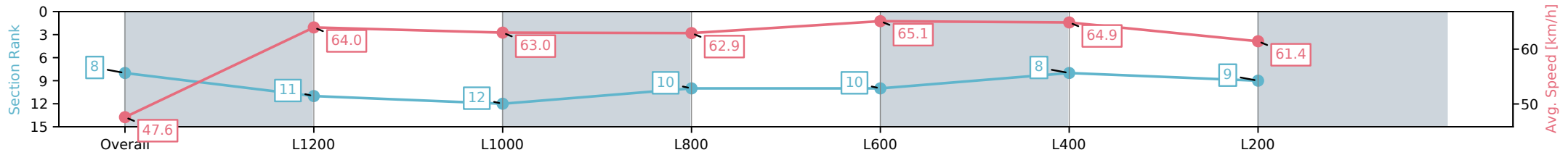
Race 9: Sportsbet Fast Form Handicap - 1400m

18 January 2025 - 5:21PM

Track Rating: Good 3, Weather: Fine, Rail Position: 3.5m
800m-400m;2m 400m-WP, 0Rem



Section	Overall	L1200	L1000	L800	L600	L400	L200
Section Times	1:23.75 [8] (0:15.16)	1:08.59 [11] (0:11.28)	0:57.31 [12] (0:11.55)	0:45.76 [10] (0:11.62)	0:34.14 [10] (0:11.32)	0:22.82 [8] (0:11.11)	0:11.71 [9] (0:11.71)
Average Speed [km/h]	47.6	64.0	63.0	62.9	65.1	64.9	61.4
Top Speed [km/h]	62.0	64.9	63.9	64.3	65.8	66.7	63.2
Avg. Dist. to Rail [m]	7.9	2.9	1.9	3.3	5.7	10.4	12.6
Avg. Stride Freq. [Hz]	2.2	2.3	2.3	2.3	2.4	2.4	2.3
Avg. Stride Length [m]	5.9	7.7	7.7	7.6	7.6	7.6	7.4



- [] Ranking at each section and finish
- :-:- No data available at this section
- NA No data available

Horse/Jockey Name	SUGGESTIVE MISS/Taylor Johnstone
Finish Rank	9
Fastest Section Time (Section)	0:11.06 (L400)
Top Speed [km/h] (Section)	67.1 (L600)
Race State	Finished



Thomas Farms RC Murray Bridge SA - Professional

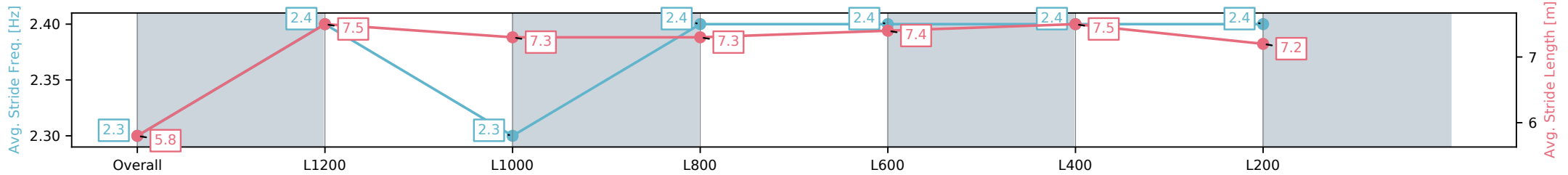
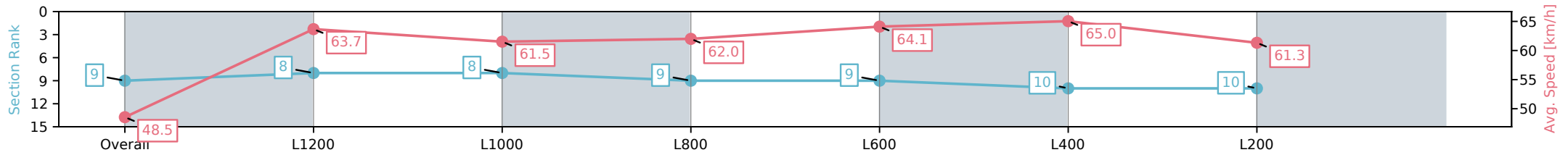
Race 9: Sportsbet Fast Form Handicap - 1400m

18 January 2025 - 5:21PM

Track Rating: Good 3, Weather: Fine, Rail Position: 3.5m
800m-400m;2m 400m-WP, 0Rem



Section	Overall	L1200	L1000	L800	L600	L400	L200
Section Times	1:23.83 [9] (0:14.83)	1:09.00 [8] (0:11.32)	0:57.68 [8] (0:11.75)	0:45.93 [9] (0:11.71)	0:34.22 [9] (0:11.42)	0:22.80 [10] (0:11.06)	0:11.74 [10] (0:11.74)
Average Speed [km/h]	48.5	63.7	61.5	62.0	64.1	65.0	61.3
Top Speed [km/h]	65.0	65.0	63.4	64.0	66.0	67.1	63.5
Avg. Dist. to Rail [m]	3.9	1.6	1.3	2.0	4.3	9.0	8.9
Avg. Stride Freq. [Hz]	2.3	2.4	2.3	2.4	2.4	2.4	2.4
Avg. Stride Length [m]	5.8	7.5	7.3	7.3	7.4	7.5	7.2



- [] Ranking at each section and finish
- :-:- No data available at this section
- NA No data available

Horse/Jockey Name	WHISKEY 'N' WOMEN/Dom Tourneur
Finish Rank	10
Fastest Section Time (Section)	0:11.20 (L400)
Top Speed [km/h] (Section)	67.6 (L800)
Race State	Finished



Thomas Farms RC Murray Bridge SA - Professional

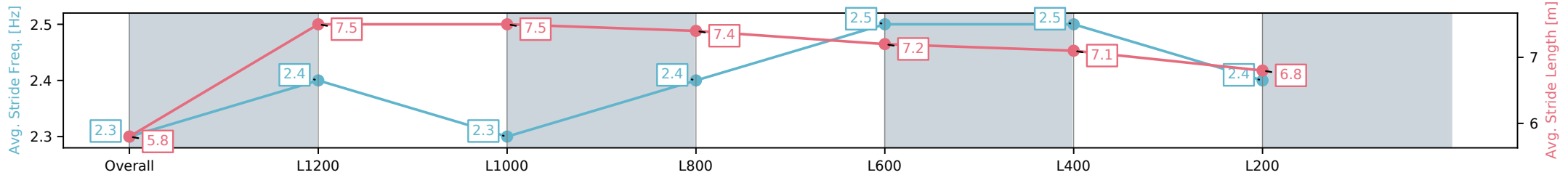
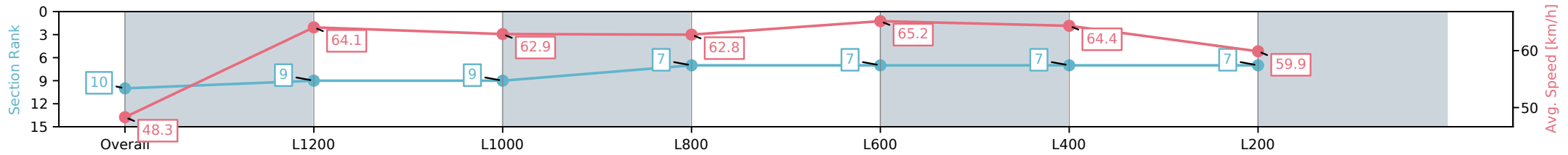
Race 9: Sportsbet Fast Form Handicap - 1400m

18 January 2025 - 5:21PM

Track Rating: Good 3, Weather: Fine, Rail Position: 3.5m
800m-400m;2m 400m-WP, 0Rem



Section	Overall	L1200	L1000	L800	L600	L400	L200
Section Times	1:23.92 [10] (0:14.89)	1:09.03 [9] (0:11.28)	0:57.74 [9] (0:11.59)	0:46.15 [7] (0:11.65)	0:34.50 [7] (0:11.28)	0:23.21 [7] (0:11.20)	0:12.01 [7] (0:12.01)
Average Speed [km/h]	48.3	64.1	62.9	62.8	65.2	64.4	59.9
Top Speed [km/h]	64.1	65.4	64.5	64.1	67.6	66.5	62.3
Avg. Dist. to Rail [m]	6.0	3.2	2.6	3.1	5.6	10.3	12.2
Avg. Stride Freq. [Hz]	2.3	2.4	2.3	2.4	2.5	2.5	2.4
Avg. Stride Length [m]	5.8	7.5	7.5	7.4	7.2	7.1	6.8



- [] Ranking at each section and finish
- :-:- No data available at this section
- NA No data available

Horse/Jockey Name	HE'S MAVERICK/Justin Potter
Finish Rank	11
Fastest Section Time (Section)	0:11.03 (L1200)
Top Speed [km/h] (Section)	68.5 (Overall)
Race State	Finished



Thomas Farms RC Murray Bridge SA - Professional

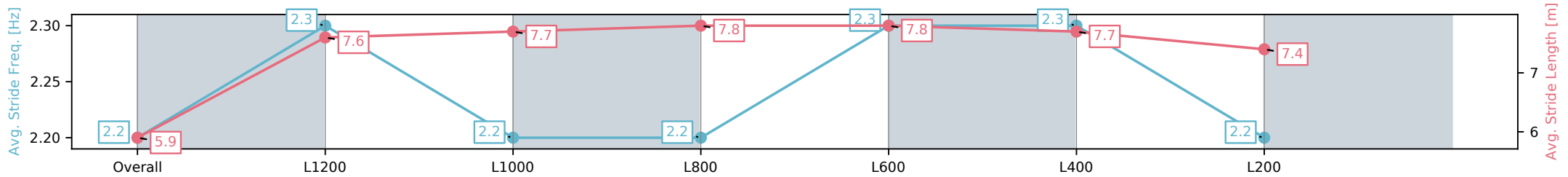
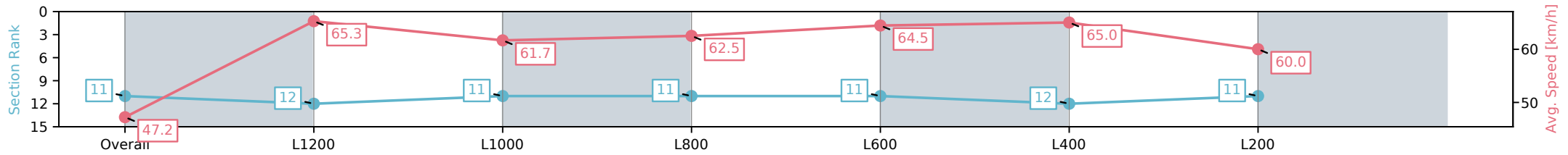
Race 9: Sportsbet Fast Form Handicap - 1400m

18 January 2025 - 5:21PM

Track Rating: Good 3, Weather: Fine, Rail Position: 3.5m
800m-400m;2m 400m-WP, 0Rem



Section	Overall	L1200	L1000	L800	L600	L400	L200
Section Times	1:24.24 [11] (0:15.25)	1:08.99 [12] (0:11.03)	0:57.96 [11] (0:11.77)	0:46.19 [11] (0:11.72)	0:34.47 [11] (0:11.41)	0:23.06 [12] (0:11.09)	0:11.97 [11] (0:11.97)
Average Speed [km/h]	47.2	65.3	61.7	62.5	64.5	65.0	60.0
Top Speed [km/h]	62.8	68.5	62.8	63.6	66.2	67.0	62.5
Avg. Dist. to Rail [m]	5.4	1.0	1.2	3.6	5.5	7.6	7.8
Avg. Stride Freq. [Hz]	2.2	2.3	2.2	2.2	2.3	2.3	2.2
Avg. Stride Length [m]	5.9	7.6	7.7	7.8	7.8	7.7	7.4



- [] Ranking at each section and finish
- :-:- No data available at this section
- NA No data available

Horse/Jockey Name	BADISS/Margaret Collett
Finish Rank	12
Fastest Section Time (Section)	0:11.43 (L1200)
Top Speed [km/h] (Section)	64.5 (L800)
Race State	Finished



Thomas Farms RC Murray Bridge SA - Professional

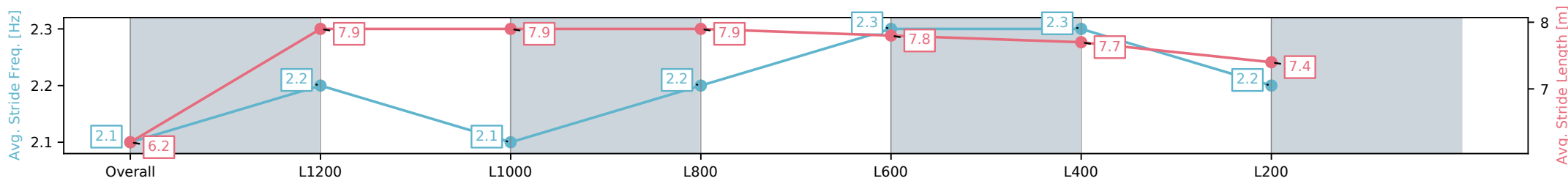
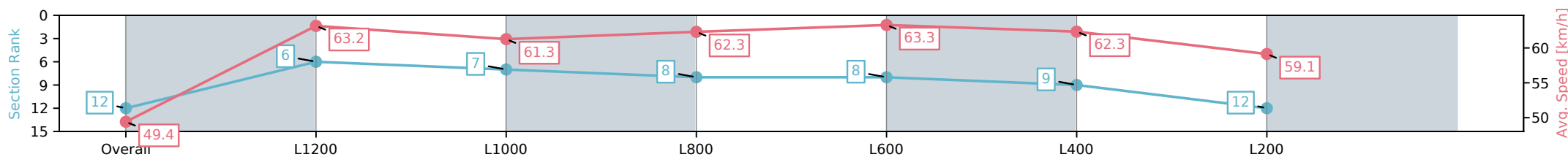
Race 9: Sportsbet Fast Form Handicap - 1400m

18 January 2025 - 5:21PM

Track Rating: Good 3, Weather: Fine, Rail Position: 3.5m
800m-400m;2m 400m-WP, 0Rem



Section	Overall	L1200	L1000	L800	L600	L400	L200
Section Times	1:24.70 [12] (0:14.57)	1:10.12 [6] (0:11.43)	0:58.69 [7] (0:11.81)	0:46.88 [8] (0:11.69)	0:35.19 [8] (0:11.48)	0:23.71 [9] (0:11.54)	0:12.17 [12] (0:12.17)
Average Speed [km/h]	49.4	63.2	61.3	62.3	63.3	62.3	59.1
Top Speed [km/h]	63.7	64.4	62.3	63.2	64.5	63.8	60.3
Avg. Dist. to Rail [m]	2.8	1.6	1.4	2.2	2.3	3.2	3.2
Avg. Stride Freq. [Hz]	2.1	2.2	2.1	2.2	2.3	2.3	2.2
Avg. Stride Length [m]	6.2	7.9	7.9	7.9	7.9	7.8	7.4



[] Ranking at each section and finish
 -:-:- No data available at this section
 NA No data available