



RACINGSA

Thomas Farms RC Murray Bridge SA

Race 8: Aussie Twilight Races Friday 24th January Handicap - 1100m

18 January 2025 - 4:39PM



Murray Bridge
Racing Club

Track Rating: Good 3, Weather: Fine, Rail Position: 3.5m 800m-400m;2m 400m-WP, 0Rem

| Section Field Times | | | | | | | Overall | L1000 | L800 | L600 | L400 | L200 | | |
|---------------------|----|--|---------|------------------|---------------------|------------|----------------------|---------------------------|---------------------------|---------------------------|---------------------------|---------------------------|------------------------------------|----|
| | | | | | | | 1:03.32 (0:08.36) | 0:54.96 (0:10.45) | 0:44.51 (0:10.44) | 0:34.07 (0:11.07) | 0:23.01 (0:11.25) | 0:11.76 (0:11.76) | | |
| Position | # | Horse/Jockey | Barrier | Top Speed [km/h] | Fastest Section | First 400m | | | | | | Margin | Distance Travelled From Winner [m] | |
| 1 | 9 | ANGEL TORQUE Jacob Opperman | 4 | 70.5 1000-800 | 0:10.50 800-600 | 0:24.45 | 1:03.32 (0:08.68) | 0:54.64 [7] (0:10.61) | 0:44.03 [6] (0:10.50) | 0:33.53 [5] (0:10.87) | 0:22.66 [5] (0:10.93) | 0:11.73 [2] (0:11.73) | 1:03.32 | |
| 2 | 10 | PALM OF JUMEIRAH Lachlan Neindorf | 3 | 69.7 1000-800 | 0:10.62 1000-800 | 0:24.28 | 1:03.41 (0:08.42) | 0:54.99 [2] (0:10.62) | 0:44.37 [4] (0:10.65) | 0:33.72 [4] (0:10.91) | 0:22.81 [3] (0:11.02) | 0:11.79 [3] (0:11.79) | 0.61L | +6 |
| 3 | 3 | PRANCETHRULIFE Taylor Johnstone | 10 | 69.2 1000-800 | 0:10.66 800-600 | 0:24.55 | 1:03.51 (0:08.52) | 0:54.99 [6] (0:10.82) | 0:44.17 [7] (0:10.66) | 0:33.51 [7] (0:10.89) | 0:22.62 [7] (0:10.87) | 0:11.75 [4] (0:11.75) | 1.28L | +5 |
| 4 | 2 | GOLD SPIRIT Caitlin Tootell | 9 | 70.7 1000-800 | 0:10.45 1000-800 | 0:23.98 | 1:03.53 (0:08.35) | 0:55.18 [1] (0:10.45) | 0:44.73 [1] (0:10.67) | 0:34.06 [3] (0:11.00) | 0:23.06 [2] (0:11.09) | 0:11.97 [1] (0:11.97) | 1.43L | +3 |
| 5 | 4 | PURFECT LINE Jake Toeroek | 6 | 69.9 1000-800 | 0:10.64 800-600 | 0:24.44 | 1:03.67 (0:08.45) | 0:55.22 [3] (0:10.78) | 0:44.44 [5] (0:10.64) | 0:33.80 [6] (0:10.96) | 0:22.84 [6] (0:10.96) | 0:11.88 [6] (0:11.88) | 2.39L | +4 |
| 6 | 8 | TEARDROP ROTATION Felicity Atkinson | 7 | 70.0 1000-800 | 0:10.64 800-600 | 0:24.85 | 1:03.68 (0:08.81) | 0:54.87 [11] (0:10.84) | 0:44.03 [11] (0:10.64) | 0:33.39 [9] (0:10.99) | 0:22.40 [10] (0:10.91) | 0:11.49 [11] (0:11.49) | 2.46L | +2 |
| 7 | 5 | HAMNER SPRINGS Todd Pannell | 5 | 69.2 1000-800 | 0:10.68 1000-800 | 0:24.74 | 1:03.85 (0:08.69) | 0:55.16 [8] (0:10.68) | 0:44.48 [8] (0:10.76) | 0:33.72 [8] (0:10.91) | 0:22.81 [8] (0:11.04) | 0:11.77 [8] (0:11.77) | 3.6L | +2 |
| 8 | 12 | TRIPOD TERROR Kayla Crowther | 8 | 68.1 600-400 | 0:10.77 400-200 | 0:25.12 | 1:03.86 (0:08.73) | 0:55.13 [9] (0:10.90) | 0:44.23 [10] (0:10.87) | 0:33.36 [11] (0:10.83) | 0:22.53 [11] (0:10.77) | 0:11.76 [9] (0:11.76) | 3.73L | +3 |
| 9 | 7 | DUCHESS OF SUSSEX Rochelle Milnes | 11 | 70.2 800-600 | 0:10.72 1000-800 | 0:24.80 | 1:04.01 (0:08.78) | 0:55.23 [10] (0:10.72) | 0:44.51 [9] (0:10.81) | 0:33.70 [10] (0:10.86) | 0:22.84 [9] (0:10.95) | 0:11.89 [10] (0:11.89) | 4.73L | +5 |
| 10 | 14 | LOTTIE JANE Alana Livesey | 1 | 71.7 1000-800 | 0:10.37 1000-800 | 0:23.97 | 1:04.13 (0:08.45) | 0:55.68 [3] (0:10.37) | 0:45.31 [2] (0:10.42) | 0:34.89 [1] (0:11.07) | 0:23.82 [1] (0:11.47) | 0:12.35 [5] (0:12.35) | 5.56L | +2 |

Scratched: Shadow Eagle (#1), Future Command (#11), Four Legs (#13)

Report Created: Sat 18 January 2025 17:24:47 GMT+11 (Note: Timing is based on positional data)

- [] Position in running at each section and finish
- #: Saddle cloth number
- : No data available at this section
- DNF: Did not finish
- NA: No data available
- DNT: Did not track
- █: Background shading for fastest section



RACINGSA

Thomas Farms RC Murray Bridge SA

Race 8: Aussie Twilight Races Friday 24th January Handicap - 1100m

18 January 2025 - 4:39PM



Murray Bridge
Racing Club

Track Rating: Good 3, Weather: Fine, Rail Position: 3.5m 800m-400m;2m 400m-WP, 0Rem

| Section | | | | | | | Overall | L1000 | L800 | L600 | L400 | L200 | | |
|-------------|---|--------------|---------|------------------|-----------------|------------|-----------|-------------|-------------|-------------|-------------|-------------|------------------------------------|----|
| Field Times | | | | | | | 1:03.32 | 0:54.96 | 0:44.51 | 0:34.07 | 0:23.01 | 0:11.76 | | |
| | | | | | | | (0:08.36) | (0:10.45) | (0:10.44) | (0:11.07) | (0:11.25) | (0:11.76) | | |
| Position | # | Horse/Jockey | Barrier | Top Speed [km/h] | Fastest Section | First 400m | | | | | | Margin | Distance Travelled From Winner [m] | |
| 11 | 6 | I LOVERAIN | 2 | 71.2 | 0:10.39 | 0:24.06 | 1:04.48 | 0:56.00 [5] | 0:45.61 [3] | 0:35.03 [2] | 0:23.87 [4] | 0:12.50 [7] | 7.92L | +2 |
| | | Alan Lai | | 1200-1000 | 1000-800 | | (0:08.48) | (0:10.39) | (0:10.57) | (0:11.16) | (0:11.37) | (0:12.50) | | |

Scratched: Shadow Eagle (#1), Future Command (#11), Four Legs (#13)

- [] Position in running at each section and finish # Saddle cloth number
- :--:-- No data available at this section DNF Did not finish
- NA No data available DNT Did not track
- Background shading for fastest section

| | |
|--------------------------------|-----------------------------|
| Horse/Jockey Name | ANGEL TORQUE/Jacob Opperman |
| Finish Rank | 1 |
| Fastest Section Time (Section) | 0:10.50 (L800) |
| Top Speed [km/h] (Section) | 70.5 (L1000) |
| Race State | Finished |



Thomas Farms RC Murray Bridge SA - Professional

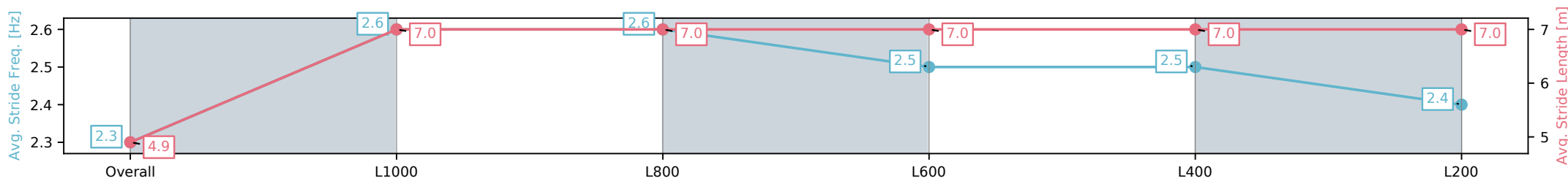
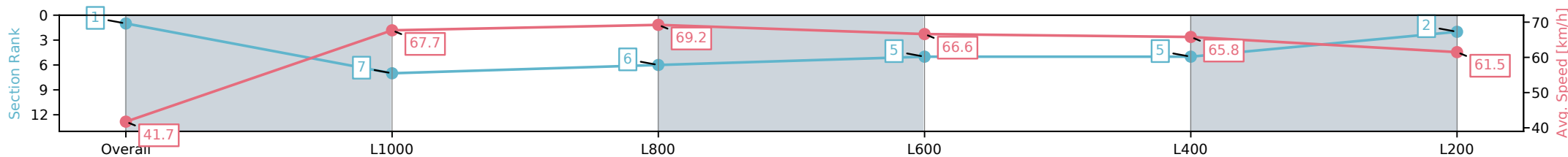
Race 8: Aussie Twilight Races Friday 24th January
Handicap - 1100m

18 January 2025 - 4:39PM

Track Rating: Good 3, Weather: Fine, Rail Position: 3.5m
800m-400m;2m 400m-WP, 0Rem



| Section | Overall | L1000 | L800 | L600 | L400 | L200 |
|------------------------|--------------------------|--------------------------|--------------------------|--------------------------|--------------------------|--------------------------|
| Section Times | 1:03.32 [1] (0:08.68) | 0:54.64 [7] (0:10.61) | 0:44.03 [6] (0:10.50) | 0:33.53 [5] (0:10.87) | 0:22.66 [5] (0:10.93) | 0:11.73 [2] (0:11.73) |
| Average Speed [km/h] | 41.7 | 67.7 | 69.2 | 66.6 | 65.8 | 61.5 |
| Top Speed [km/h] | 64.4 | 69.8 | 70.5 | 67.5 | 66.9 | 64.3 |
| Avg. Dist. to Rail [m] | 2.9 | 0.9 | 1.9 | 1.8 | 5.7 | 6.7 |
| Avg. Stride Freq. [Hz] | 2.3 | 2.6 | 2.6 | 2.5 | 2.5 | 2.4 |
| Avg. Stride Length [m] | 4.9 | 7.0 | 7.0 | 7.0 | 7.0 | 7.0 |



- [] Ranking at each section and finish
- :-:- No data available at this section
- NA No data available

| | |
|--------------------------------|-----------------------------------|
| Horse/Jockey Name | PALM OF JUMEIRAH/Lachlan Neindorf |
| Finish Rank | 2 |
| Fastest Section Time (Section) | 0:10.62 (L1000) |
| Top Speed [km/h] (Section) | 69.7 (L1000) |
| Race State | Finished |



Thomas Farms RC Murray Bridge SA - Professional

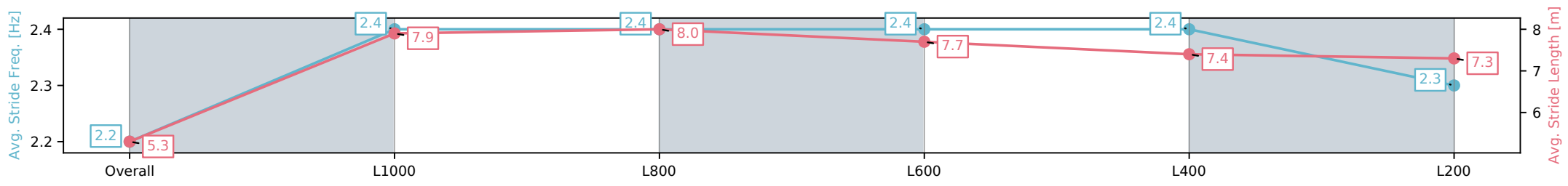
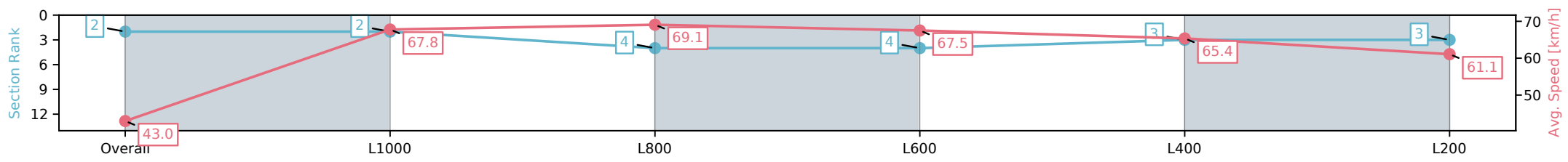
Race 8: Aussie Twilight Races Friday 24th January
Handicap - 1100m

18 January 2025 - 4:39PM



Track Rating: Good 3, Weather: Fine, Rail Position: 3.5m
800m-400m;2m 400m-WP, 0Rem

| Section | Overall | L1000 | L800 | L600 | L400 | L200 |
|------------------------|--------------------------|--------------------------|--------------------------|--------------------------|--------------------------|--------------------------|
| Section Times | 1:03.41 [2] (0:08.42) | 0:54.99 [2] (0:10.62) | 0:44.37 [4] (0:10.65) | 0:33.72 [4] (0:10.91) | 0:22.81 [3] (0:11.02) | 0:11.79 [3] (0:11.79) |
| Average Speed [km/h] | 43.0 | 67.8 | 69.1 | 67.5 | 65.4 | 61.1 |
| Top Speed [km/h] | 64.3 | 68.8 | 69.7 | 69.1 | 68.0 | 64.6 |
| Avg. Dist. to Rail [m] | 4.2 | 2.6 | 5.8 | 5.7 | 10.3 | 11.6 |
| Avg. Stride Freq. [Hz] | 2.2 | 2.4 | 2.4 | 2.4 | 2.4 | 2.3 |
| Avg. Stride Length [m] | 5.3 | 7.9 | 8.0 | 7.7 | 7.4 | 7.3 |



[] Ranking at each section and finish
 -:-:- No data available at this section
 NA No data available

| | |
|--------------------------------|---------------------------------|
| Horse/Jockey Name | PRANCETHRULIFE/Taylor Johnstone |
| Finish Rank | 3 |
| Fastest Section Time (Section) | 0:10.66 (L800) |
| Top Speed [km/h] (Section) | 69.2 (L1000) |
| Race State | Finished |



Thomas Farms RC Murray Bridge SA - Professional

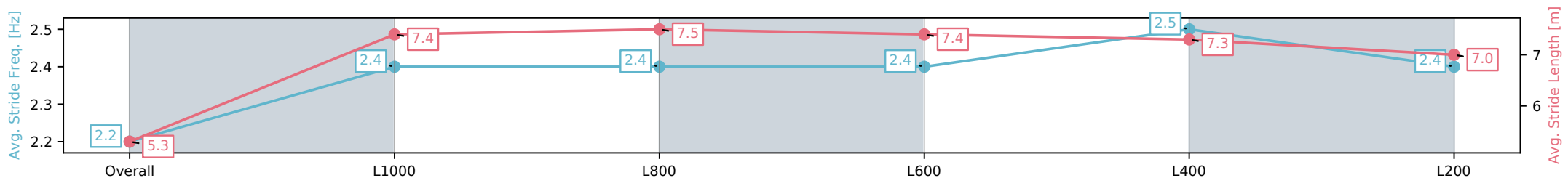
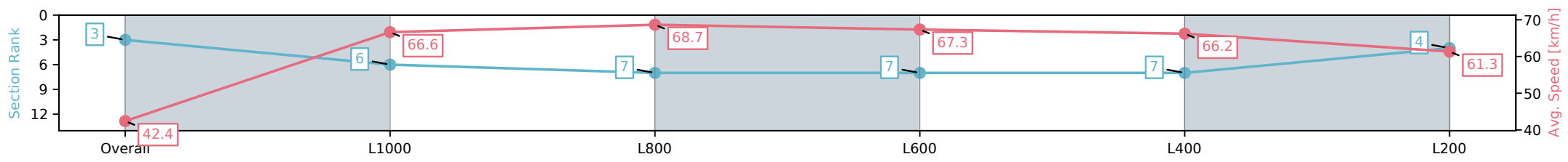
Race 8: Aussie Twilight Races Friday 24th January
Handicap - 1100m

18 January 2025 - 4:39PM

Track Rating: Good 3, Weather: Fine, Rail Position: 3.5m
800m-400m;2m 400m-WP, 0Rem



| Section | Overall | L1000 | L800 | L600 | L400 | L200 |
|------------------------|--------------------------|--------------------------|--------------------------|--------------------------|--------------------------|--------------------------|
| Section Times | 1:03.51 [3] (0:08.52) | 0:54.99 [6] (0:10.82) | 0:44.17 [7] (0:10.66) | 0:33.51 [7] (0:10.89) | 0:22.62 [7] (0:10.87) | 0:11.75 [4] (0:11.75) |
| Average Speed [km/h] | 42.4 | 66.6 | 68.7 | 67.3 | 66.2 | 61.3 |
| Top Speed [km/h] | 63.5 | 68.8 | 69.2 | 68.6 | 67.6 | 64.2 |
| Avg. Dist. to Rail [m] | 9.1 | 3.6 | 5.3 | 4.5 | 10.3 | 10.4 |
| Avg. Stride Freq. [Hz] | 2.2 | 2.4 | 2.4 | 2.4 | 2.5 | 2.4 |
| Avg. Stride Length [m] | 5.3 | 7.4 | 7.5 | 7.4 | 7.3 | 7.0 |



[] Ranking at each section and finish
 -:-:- No data available at this section
 NA No data available

| | |
|--------------------------------|-----------------------------|
| Horse/Jockey Name | GOLD SPIRIT/Caitlin Tootell |
| Finish Rank | 4 |
| Fastest Section Time (Section) | 0:10.45 (L1000) |
| Top Speed [km/h] (Section) | 70.7 (L1000) |
| Race State | Finished |



Thomas Farms RC Murray Bridge SA - Professional

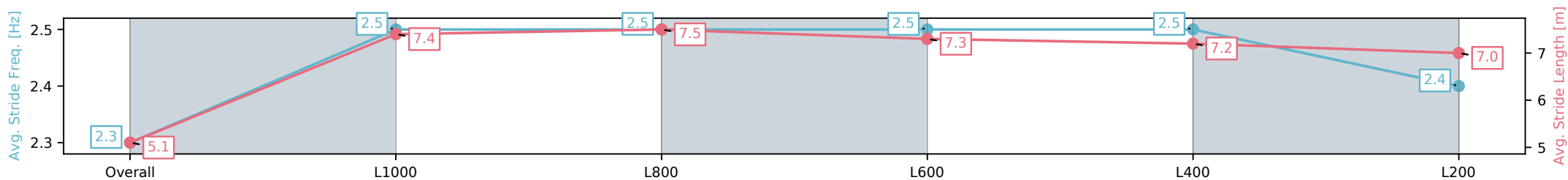
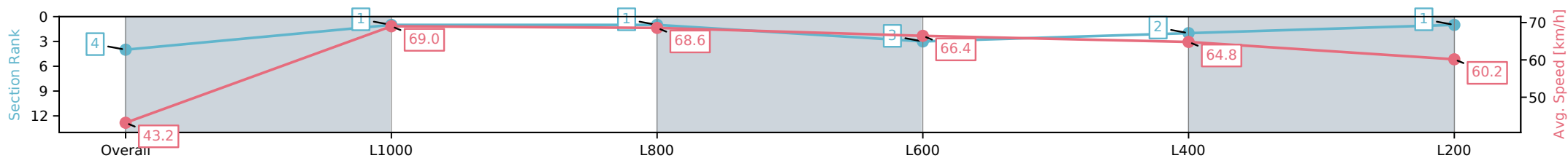
Race 8: Aussie Twilight Races Friday 24th January
Handicap - 1100m

18 January 2025 - 4:39PM

Track Rating: Good 3, Weather: Fine, Rail Position: 3.5m
800m-400m;2m 400m-WP, 0Rem



| Section | Overall | L1000 | L800 | L600 | L400 | L200 |
|------------------------|--------------------------|--------------------------|--------------------------|--------------------------|--------------------------|--------------------------|
| Section Times | 1:03.53 [4] (0:08.35) | 0:55.18 [1] (0:10.45) | 0:44.73 [1] (0:10.67) | 0:34.06 [3] (0:11.00) | 0:23.06 [2] (0:11.09) | 0:11.97 [1] (0:11.97) |
| Average Speed [km/h] | 43.2 | 69.0 | 68.6 | 66.4 | 64.8 | 60.2 |
| Top Speed [km/h] | 65.2 | 70.0 | 70.7 | 67.3 | 66.4 | 62.6 |
| Avg. Dist. to Rail [m] | 8.1 | 2.8 | 4.7 | 3.8 | 8.6 | 6.5 |
| Avg. Stride Freq. [Hz] | 2.3 | 2.5 | 2.5 | 2.5 | 2.5 | 2.4 |
| Avg. Stride Length [m] | 5.1 | 7.4 | 7.5 | 7.3 | 7.2 | 7.0 |



- [] Ranking at each section and finish
- :-:- No data available at this section
- NA No data available

| | |
|--------------------------------|---------------------------|
| Horse/Jockey Name | PURFECT LINE/Jake Toeroek |
| Finish Rank | 5 |
| Fastest Section Time (Section) | 0:10.64 (L800) |
| Top Speed [km/h] (Section) | 69.9 (L1000) |
| Race State | Finished |



Thomas Farms RC Murray Bridge SA - Professional

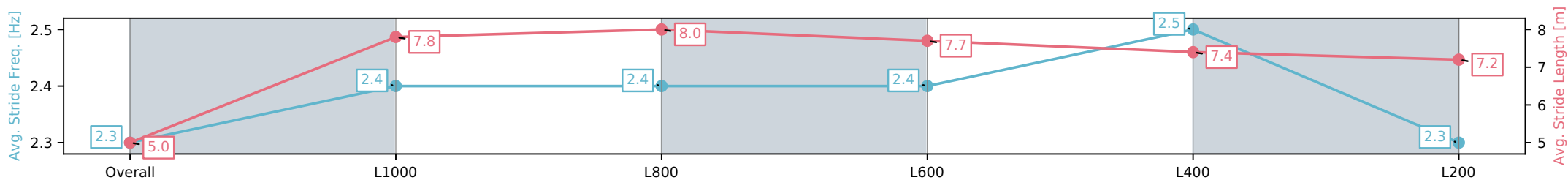
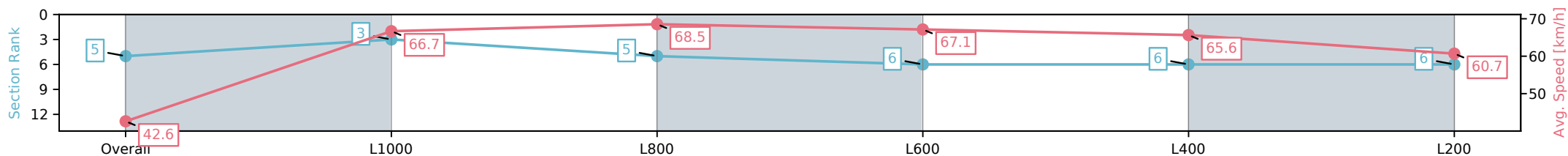
Race 8: Aussie Twilight Races Friday 24th January
Handicap - 1100m

18 January 2025 - 4:39PM

Track Rating: Good 3, Weather: Fine, Rail Position: 3.5m
800m-400m;2m 400m-WP, 0Rem



| Section | Overall | L1000 | L800 | L600 | L400 | L200 |
|------------------------|--------------------------|--------------------------|--------------------------|--------------------------|--------------------------|--------------------------|
| Section Times | 1:03.67 [5] (0:08.45) | 0:55.22 [3] (0:10.78) | 0:44.44 [5] (0:10.64) | 0:33.80 [6] (0:10.96) | 0:22.84 [6] (0:10.96) | 0:11.88 [6] (0:11.88) |
| Average Speed [km/h] | 42.6 | 66.7 | 68.5 | 67.1 | 65.6 | 60.7 |
| Top Speed [km/h] | 64.3 | 68.9 | 69.9 | 68.9 | 67.0 | 63.3 |
| Avg. Dist. to Rail [m] | 3.2 | 0.6 | 3.0 | 5.6 | 11.3 | 10.0 |
| Avg. Stride Freq. [Hz] | 2.3 | 2.4 | 2.4 | 2.4 | 2.5 | 2.3 |
| Avg. Stride Length [m] | 5.0 | 7.8 | 8.0 | 7.7 | 7.4 | 7.2 |



- [] Ranking at each section and finish
- :-:- No data available at this section
- NA No data available

| | |
|--------------------------------|-------------------------------------|
| Horse/Jockey Name | TEARDROP ROTATION/Felicity Atkinson |
| Finish Rank | 6 |
| Fastest Section Time (Section) | 0:10.64 (L800) |
| Top Speed [km/h] (Section) | 70.0 (L1000) |
| Race State | Finished |



Thomas Farms RC Murray Bridge SA - Professional

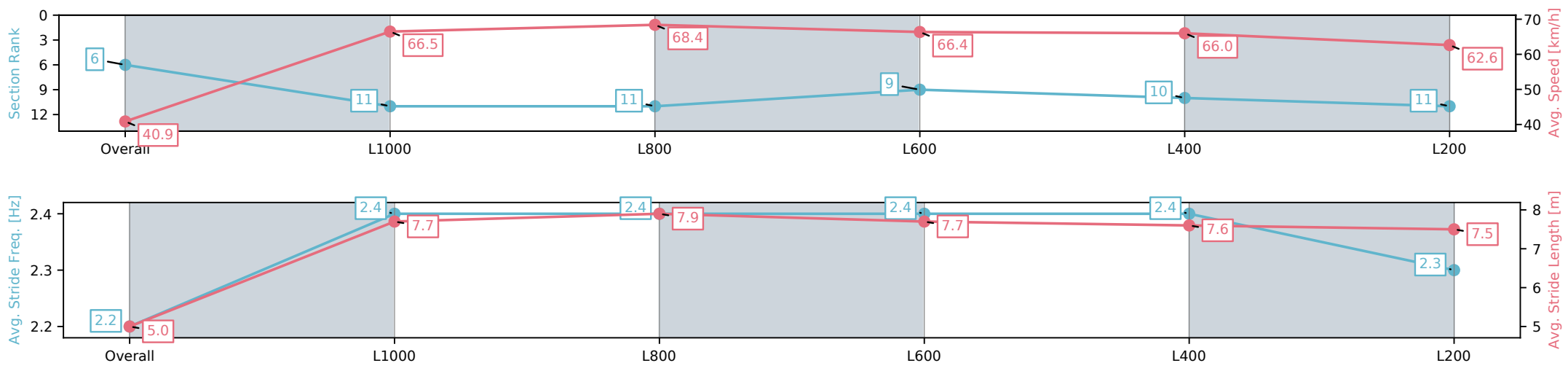
Race 8: Aussie Twilight Races Friday 24th January
Handicap - 1100m

18 January 2025 - 4:39PM



Track Rating: Good 3, Weather: Fine, Rail Position: 3.5m
800m-400m;2m 400m-WP, 0Rem

| Section | Overall | L1000 | L800 | L600 | L400 | L200 |
|------------------------|--------------------------|---------------------------|---------------------------|--------------------------|---------------------------|---------------------------|
| Section Times | 1:03.68 [6] (0:08.81) | 0:54.87 [11] (0:10.84) | 0:44.03 [11] (0:10.64) | 0:33.39 [9] (0:10.99) | 0:22.40 [10] (0:10.91) | 0:11.49 [11] (0:11.49) |
| Average Speed [km/h] | 40.9 | 66.5 | 68.4 | 66.4 | 66.0 | 62.6 |
| Top Speed [km/h] | 61.8 | 68.6 | 70.0 | 67.7 | 66.5 | 65.7 |
| Avg. Dist. to Rail [m] | 6.4 | 2.4 | 3.3 | 3.2 | 5.6 | 6.8 |
| Avg. Stride Freq. [Hz] | 2.2 | 2.4 | 2.4 | 2.4 | 2.4 | 2.3 |
| Avg. Stride Length [m] | 5.0 | 7.7 | 7.9 | 7.7 | 7.6 | 7.5 |



[] Ranking at each section and finish
 -:-:- No data available at this section
 NA No data available

| | |
|--------------------------------|-----------------------------|
| Horse/Jockey Name | HAMNER SPRINGS/Todd Pannell |
| Finish Rank | 7 |
| Fastest Section Time (Section) | 0:10.68 (L1000) |
| Top Speed [km/h] (Section) | 69.2 (L1000) |
| Race State | Finished |



Thomas Farms RC Murray Bridge SA - Professional

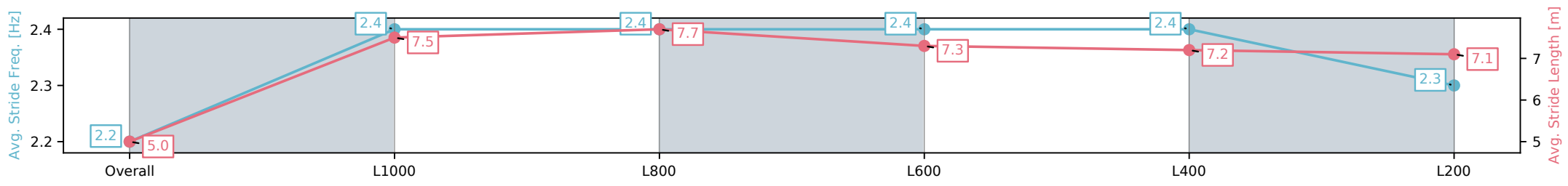
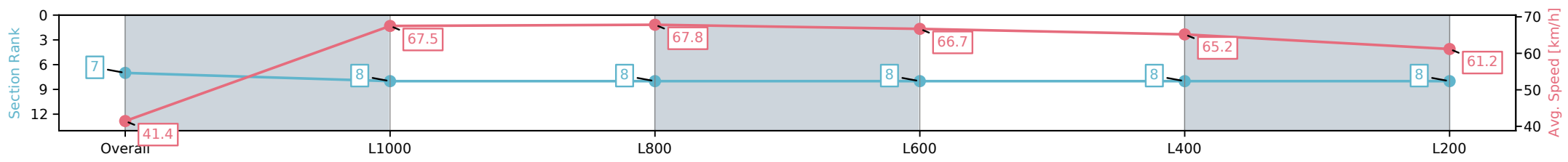
Race 8: Aussie Twilight Races Friday 24th January
Handicap - 1100m

18 January 2025 - 4:39PM

Track Rating: Good 3, Weather: Fine, Rail Position: 3.5m
800m-400m;2m 400m-WP, 0Rem



| Section | Overall | L1000 | L800 | L600 | L400 | L200 |
|------------------------|--------------------------|--------------------------|--------------------------|--------------------------|--------------------------|--------------------------|
| Section Times | 1:03.85 [7] (0:08.69) | 0:55.16 [8] (0:10.68) | 0:44.48 [8] (0:10.76) | 0:33.72 [8] (0:10.91) | 0:22.81 [8] (0:11.04) | 0:11.77 [8] (0:11.77) |
| Average Speed [km/h] | 41.4 | 67.5 | 67.8 | 66.7 | 65.2 | 61.2 |
| Top Speed [km/h] | 63.6 | 69.2 | 69.2 | 68.0 | 66.4 | 64.1 |
| Avg. Dist. to Rail [m] | 4.9 | 1.7 | 3.7 | 2.5 | 6.8 | 6.8 |
| Avg. Stride Freq. [Hz] | 2.2 | 2.4 | 2.4 | 2.4 | 2.4 | 2.3 |
| Avg. Stride Length [m] | 5.0 | 7.5 | 7.7 | 7.3 | 7.2 | 7.1 |



- [] Ranking at each section and finish
- :-:- No data available at this section
- NA No data available

| | |
|--------------------------------|------------------------------|
| Horse/Jockey Name | TRIPOD TERROR/Kayla Crowther |
| Finish Rank | 8 |
| Fastest Section Time (Section) | 0:10.77 (L400) |
| Top Speed [km/h] (Section) | 68.1 (L600) |
| Race State | Finished |



Thomas Farms RC Murray Bridge SA - Professional

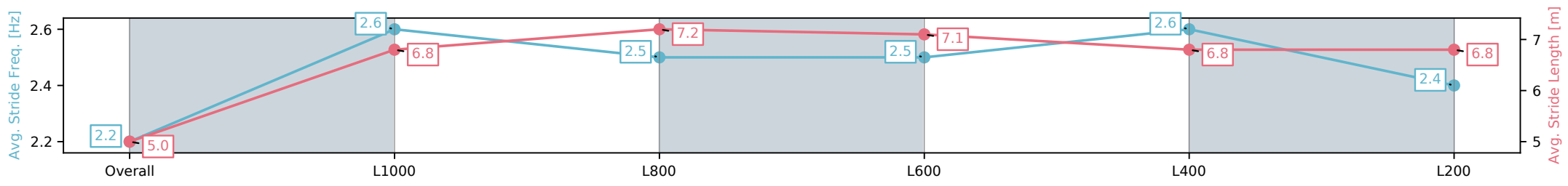
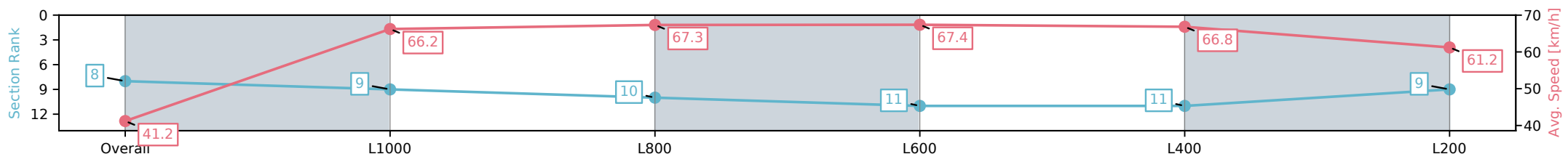
Race 8: Aussie Twilight Races Friday 24th January
Handicap - 1100m

18 January 2025 - 4:39PM

Track Rating: Good 3, Weather: Fine, Rail Position: 3.5m
800m-400m;2m 400m-WP, 0Rem



| Section | Overall | L1000 | L800 | L600 | L400 | L200 |
|------------------------|--------------------------|--------------------------|---------------------------|---------------------------|---------------------------|--------------------------|
| Section Times | 1:03.86 [8] (0:08.73) | 0:55.13 [9] (0:10.90) | 0:44.23 [10] (0:10.87) | 0:33.36 [11] (0:10.83) | 0:22.53 [11] (0:10.77) | 0:11.76 [9] (0:11.76) |
| Average Speed [km/h] | 41.2 | 66.2 | 67.3 | 67.4 | 66.8 | 61.2 |
| Top Speed [km/h] | 61.6 | 67.5 | 67.8 | 67.3 | 68.1 | 65.7 |
| Avg. Dist. to Rail [m] | 7.2 | 4.7 | 5.6 | 3.2 | 8.4 | 8.1 |
| Avg. Stride Freq. [Hz] | 2.2 | 2.6 | 2.5 | 2.5 | 2.6 | 2.4 |
| Avg. Stride Length [m] | 5.0 | 6.8 | 7.2 | 7.1 | 6.8 | 6.8 |



- [] Ranking at each section and finish
- :-:- No data available at this section
- NA No data available

| | |
|--------------------------------|-----------------------------------|
| Horse/Jockey Name | DUCHESS OF SUSSEX/Rochelle Milnes |
| Finish Rank | 9 |
| Fastest Section Time (Section) | 0:10.72 (L1000) |
| Top Speed [km/h] (Section) | 70.2 (L800) |
| Race State | Finished |



Thomas Farms RC Murray Bridge SA - Professional

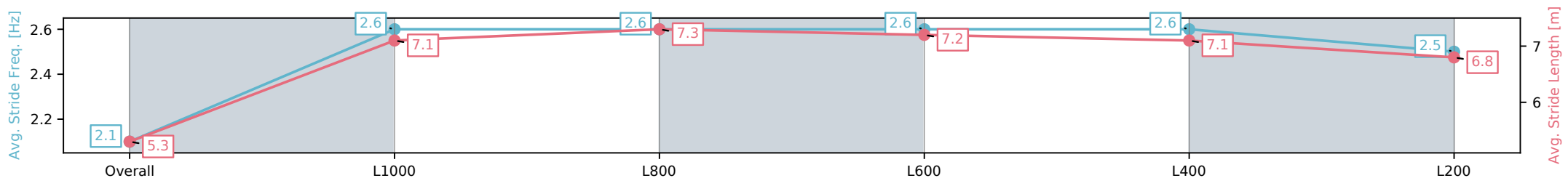
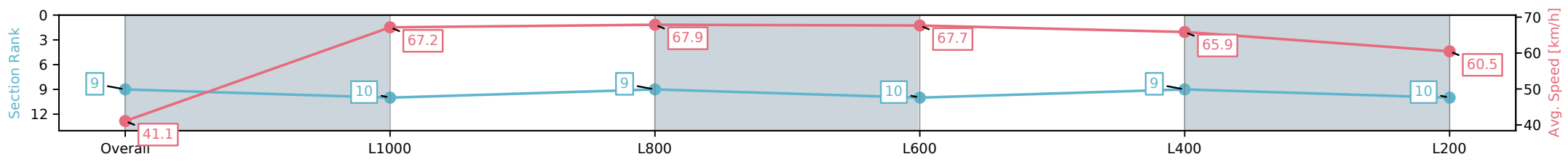
Race 8: Aussie Twilight Races Friday 24th January
Handicap - 1100m

18 January 2025 - 4:39PM



Track Rating: Good 3, Weather: Fine, Rail Position: 3.5m
800m-400m;2m 400m-WP, 0Rem

| Section | Overall | L1000 | L800 | L600 | L400 | L200 |
|------------------------|--------------------------|---------------------------|--------------------------|---------------------------|--------------------------|---------------------------|
| Section Times | 1:04.01 [9] (0:08.78) | 0:55.23 [10] (0:10.72) | 0:44.51 [9] (0:10.81) | 0:33.70 [10] (0:10.86) | 0:22.84 [9] (0:10.95) | 0:11.89 [10] (0:11.89) |
| Average Speed [km/h] | 41.1 | 67.2 | 67.9 | 67.7 | 65.9 | 60.5 |
| Top Speed [km/h] | 62.7 | 69.3 | 69.1 | 70.2 | 68.3 | 63.3 |
| Avg. Dist. to Rail [m] | 8.6 | 4.2 | 5.0 | 5.6 | 13.0 | 13.1 |
| Avg. Stride Freq. [Hz] | 2.1 | 2.6 | 2.6 | 2.6 | 2.6 | 2.5 |
| Avg. Stride Length [m] | 5.3 | 7.1 | 7.3 | 7.2 | 7.1 | 6.8 |



- [] Ranking at each section and finish
- :-:- No data available at this section
- NA No data available

| | |
|--------------------------------|---------------------------|
| Horse/Jockey Name | LOTTIE JANE/Alana Livesey |
| Finish Rank | 10 |
| Fastest Section Time (Section) | 0:10.37 (L1000) |
| Top Speed [km/h] (Section) | 71.7 (L1000) |
| Race State | Finished |



Thomas Farms RC Murray Bridge SA - Professional

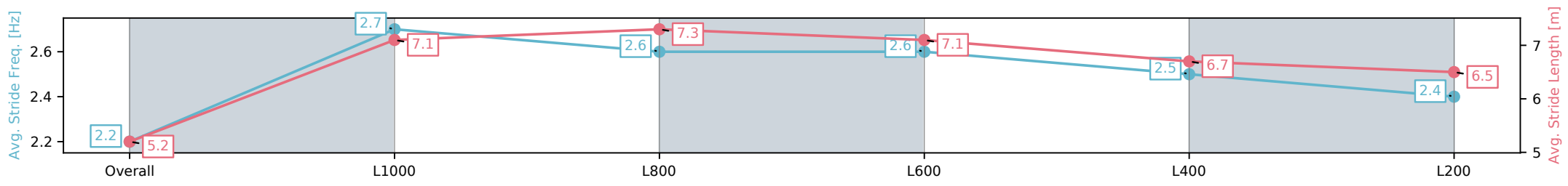
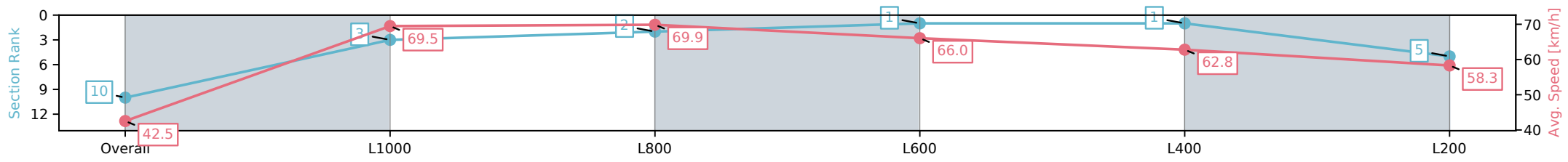
Race 8: Aussie Twilight Races Friday 24th January
Handicap - 1100m

18 January 2025 - 4:39PM



Track Rating: Good 3, Weather: Fine, Rail Position: 3.5m
800m-400m;2m 400m-WP, 0Rem

| Section | Overall | L1000 | L800 | L600 | L400 | L200 |
|------------------------|---------------------------|--------------------------|--------------------------|--------------------------|--------------------------|--------------------------|
| Section Times | 1:04.13 [10] (0:08.45) | 0:55.68 [3] (0:10.37) | 0:45.31 [2] (0:10.42) | 0:34.89 [1] (0:11.07) | 0:23.82 [1] (0:11.47) | 0:12.35 [5] (0:12.35) |
| Average Speed [km/h] | 42.5 | 69.5 | 69.9 | 66.0 | 62.8 | 58.3 |
| Top Speed [km/h] | 65.2 | 70.9 | 71.7 | 67.9 | 66.5 | 61.2 |
| Avg. Dist. to Rail [m] | 1.1 | 1.2 | 2.5 | 3.9 | 7.2 | 8.1 |
| Avg. Stride Freq. [Hz] | 2.2 | 2.7 | 2.6 | 2.6 | 2.5 | 2.4 |
| Avg. Stride Length [m] | 5.2 | 7.1 | 7.3 | 7.1 | 6.7 | 6.5 |



[] Ranking at each section and finish
 -:-:- No data available at this section
 NA No data available

| | |
|--------------------------------|---------------------|
| Horse/Jockey Name | I LOVERAIN/Alan Lai |
| Finish Rank | 11 |
| Fastest Section Time (Section) | 0:10.39 (L1000) |
| Top Speed [km/h] (Section) | 71.2 (Overall) |
| Race State | Finished |



Thomas Farms RC Murray Bridge SA - Professional

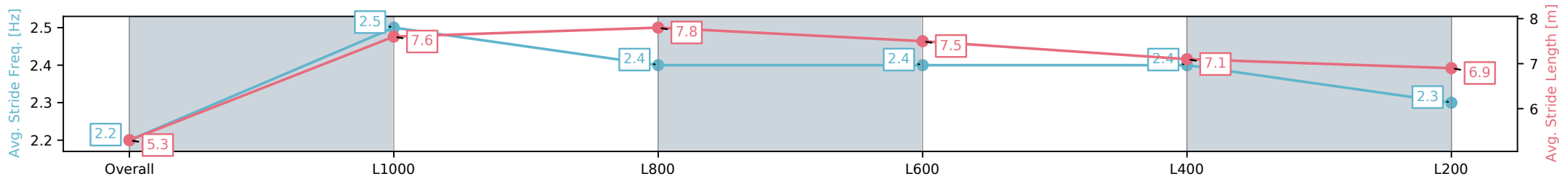
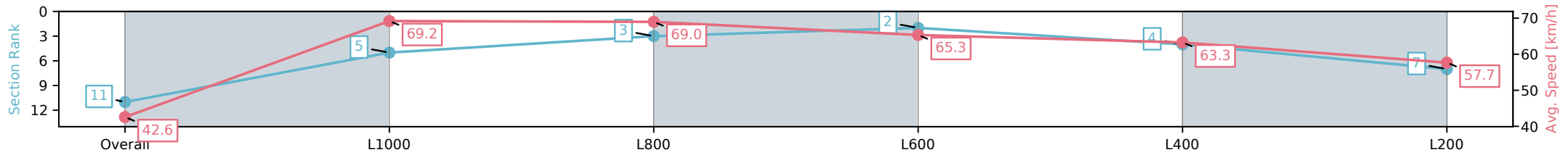
Race 8: Aussie Twilight Races Friday 24th January
Handicap - 1100m

18 January 2025 - 4:39PM

Track Rating: Good 3, Weather: Fine, Rail Position: 3.5m
800m-400m;2m 400m-WP, 0Rem



| Section | Overall | L1000 | L800 | L600 | L400 | L200 |
|------------------------|---------------------------|--------------------------|--------------------------|--------------------------|--------------------------|--------------------------|
| Section Times | 1:04.48 [11] (0:08.48) | 0:56.00 [5] (0:10.39) | 0:45.61 [3] (0:10.57) | 0:35.03 [2] (0:11.16) | 0:23.87 [4] (0:11.37) | 0:12.50 [7] (0:12.50) |
| Average Speed [km/h] | 42.6 | 69.2 | 69.0 | 65.3 | 63.3 | 57.7 |
| Top Speed [km/h] | 65.8 | 71.2 | 70.6 | 67.8 | 66.0 | 61.3 |
| Avg. Dist. to Rail [m] | 2.3 | 0.8 | 3.3 | 3.5 | 8.9 | 9.6 |
| Avg. Stride Freq. [Hz] | 2.2 | 2.5 | 2.4 | 2.4 | 2.4 | 2.3 |
| Avg. Stride Length [m] | 5.3 | 7.6 | 7.8 | 7.5 | 7.1 | 6.9 |



- [] Ranking at each section and finish
- :-:- No data available at this section
- NA No data available