



RACINGSA

# Thomas Farms RC Murray Bridge SA

## Race 7: Thomas Farms Handicap - 1200m

18 January 2025 - 3:58PM



Murray Bridge  
Racing Club

Track Rating: Good 3, Weather: Fine, Rail Position: 3.5m 800m-400m;2m 400m-WP, 0Rem

Section Field Times							Overall	L1000	L800	L600	L400	L200		
							1:09.76 (0:13.98)	0:55.78 (0:10.74)	0:45.04 (0:11.07)	0:33.96 (0:11.26)	0:22.70 (0:11.10)	0:11.60 (0:11.60)		
Position	#	Horse/Jockey	Barrier	Top Speed [km/h]	Fastest Section	First 400m						Margin	Distance Travelled From Winner [m]	
1	7	<b>BOLTED IN</b> Jessica Tzaferis	10	68.2 1200-1000	0:10.67 1000-800	0:24.73	1:09.76 (0:14.06)	0:55.70 [2] (0:10.67)	0:45.03 [2] (0:11.16)	0:33.87 [2] (0:11.26)	0:22.61 [2] (0:11.00)	0:11.61 [1] (0:11.61)	1:09.76	
2	6	<b>GLOBAL TURN</b> Lachlan Neindorf	7	68.6 600-400	0:10.70 400-200	0:25.39	1:09.84 (0:14.66)	0:55.18 [10] (0:10.73)	0:44.45 [10] (0:11.08)	0:33.37 [10] (0:11.02)	0:22.35 [9] (0:10.70)	0:11.65 [2] (0:11.65)	0.5L	+5
3	4	<b>KUSHAN KHANIVALE</b> Margaret Collett	8	67.9 1200-1000	0:10.72 1000-800	0:24.93	1:09.85 (0:14.21)	0:55.64 [4] (0:10.72)	0:44.92 [4] (0:11.20)	0:33.72 [4] (0:11.16)	0:22.56 [3] (0:10.97)	0:11.59 [3] (0:11.59)	0.54L	+3
4	12	<b>TRANTORO</b> Alana Livesey	2	68.4 1200-1000	0:10.62 1000-800	0:25.15	1:09.89 (0:14.53)	0:55.36 [9] (0:10.62)	0:44.74 [9] (0:11.07)	0:33.67 [7] (0:11.21)	0:22.46 [6] (0:10.93)	0:11.53 [8] (0:11.53)	0.82L	+0
5	2	<b>FINE FUTURE</b> Jacob Opperman	1	67.5 1200-1000	0:10.74 1000-800	0:24.98	1:09.95 (0:14.24)	0:55.71 [5] (0:10.74)	0:44.97 [5] (0:11.09)	0:33.88 [3] (0:11.25)	0:22.63 [4] (0:11.03)	0:11.60 [7] (0:11.60)	1.19L	+0
6	8	<b>KING MOYA</b> Taylor Johnstone	3	68.0 600-400	0:10.79 400-200	0:25.12	1:10.02 (0:14.31)	0:55.71 [7] (0:10.81)	0:44.90 [8] (0:11.23)	0:33.67 [9] (0:11.19)	0:22.48 [10] (0:10.79)	0:11.69 [6] (0:11.69)	1.69L	+1
7	3	<b>STAR SIRIUS</b> Jake Toeroek	5	69.0 1200-1000	0:10.69 1000-800	0:25.08	1:10.10 (0:14.39)	0:55.71 [8] (0:10.69)	0:45.02 [7] (0:11.19)	0:33.83 [8] (0:11.19)	0:22.64 [8] (0:10.83)	0:11.81 [5] (0:11.81)	2.16L	+4
8	9	<b>RUBIKTON</b> Rochelle Milnes	11	68.4 800-600	0:10.79 1000-800	0:25.06	1:10.21 (0:14.27)	0:55.94 [6] (0:10.79)	0:45.15 [6] (0:11.16)	0:33.99 [6] (0:11.10)	0:22.89 [5] (0:10.97)	0:11.92 [4] (0:11.92)	2.87L	+5
9	1	<b>ANOTHERHOUSE</b> Todd Pannell	9	68.1 1200-1000	0:10.74 1000-800	0:24.72	1:10.31 (0:13.98)	0:56.33 [1] (0:10.74)	0:45.59 [1] (0:11.07)	0:34.52 [1] (0:11.26)	0:23.26 [1] (0:11.34)	0:11.92 [9] (0:11.92)	3.51L	-1
10	11	<b>CUBAN WATERS</b> Ben Price	6	67.5 1200-1000	0:10.79 1000-800	0:24.88	1:10.43 (0:14.09)	0:56.34 [3] (0:10.79)	0:45.55 [3] (0:11.28)	0:34.27 [5] (0:11.28)	0:22.99 [7] (0:11.08)	0:11.91 [10] (0:11.91)	4.29L	+1

Scratched: Press Express (#5)

Report Created: Sat 18 January 2025 16:53:18 GMT+11 (Note: Timing is based on positional data)

- [ ] Position in running at each section and finish
- #: Saddle cloth number
- No data available at this section
- DNF Did not finish
- NA No data available
- DNT Did not track
- █ Background shading for fastest section



RACINGSA

# Thomas Farms RC Murray Bridge SA Race 7: Thomas Farms Handicap - 1200m 18 January 2025 - 3:58PM



Murray Bridge  
Racing Club

Track Rating: Good 3, Weather: Fine, Rail Position: 3.5m 800m-400m;2m 400m-WP, 0Rem

Section							Overall	L1000	L800	L600	L400	L200		
Field Times							1:09.76 (0:13.98)	0:55.78 (0:10.74)	0:45.04 (0:11.07)	0:33.96 (0:11.26)	0:22.70 (0:11.10)	0:11.60 (0:11.60)	Margin	Distance Travelled From Winner [m]
Position	#	Horse/Jockey	Barrier	Top Speed [km/h]	Fastest Section	First 400m								
11	10	AMELIA VALENTINA	4	68.8	0:10.56	0:25.51	1:10.62	0:55.68 [11]	0:45.11 [11]	0:34.14 [11]	0:23.00 [11]	0:12.04 [11]	5.54L	+2
		Teagan Voorham		1200-1000	1000-800		(0:14.94)	(0:10.56)	(0:10.97)	(0:11.14)	(0:10.96)	(0:12.04)		

Scratched: Press Express (#5)

- [ ] Position in running at each section and finish # Saddle cloth number
- :--:-- No data available at this section DNF Did not finish
- NA No data available DNT Did not track
- Background shading for fastest section

Horse/Jockey Name	BOLTED IN/Jessica Tzaferis
Finish Rank	1
Fastest Section Time (Section)	0:10.67 (L1000)
Top Speed [km/h] (Section)	68.2 (Overall)
Race State	Finished



### Thomas Farms RC Murray Bridge SA - Professional

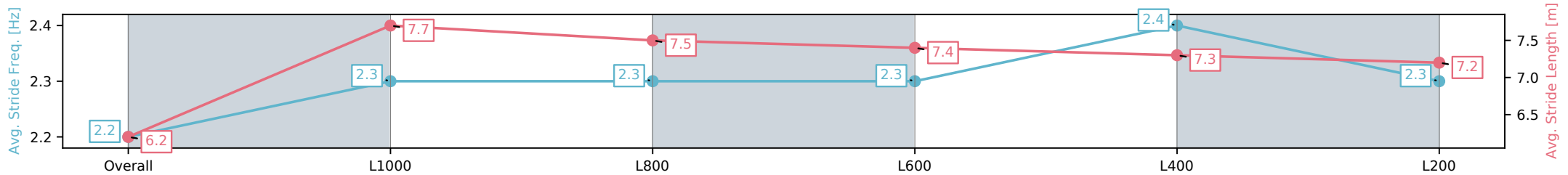
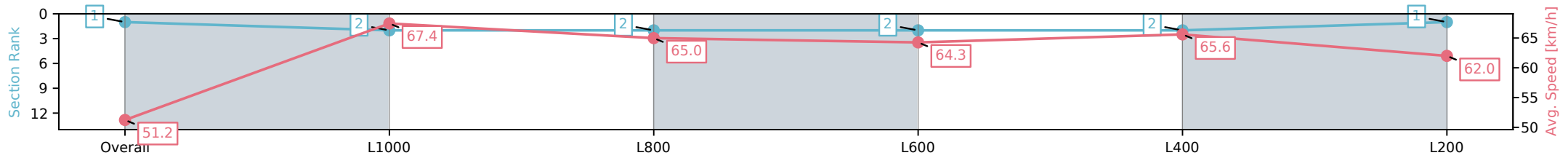
Race 7: Thomas Farms Handicap - 1200m

18 January 2025 - 3:58PM

Track Rating: Good 3, Weather: Fine, Rail Position: 3.5m  
800m-400m;2m 400m-WP, 0Rem



Section	Overall	L1000	L800	L600	L400	L200
Section Times	1:09.76 [1] (0:14.06)	0:55.70 [2] (0:10.67)	0:45.03 [2] (0:11.16)	0:33.87 [2] (0:11.26)	0:22.61 [2] (0:11.00)	0:11.61 [1] (0:11.61)
Average Speed [km/h]	51.2	67.4	65.0	64.3	65.6	62.0
Top Speed [km/h]	67.8	68.2	66.0	65.4	66.4	64.0
Avg. Dist. to Rail [m]	8.2	1.9	2.0	1.6	4.6	6.0
Avg. Stride Freq. [Hz]	2.2	2.3	2.3	2.3	2.4	2.3
Avg. Stride Length [m]	6.2	7.7	7.5	7.4	7.3	7.2



- [ ] Ranking at each section and finish
- :-:- No data available at this section
- NA No data available

Horse/Jockey Name	GLOBAL TURN/Lachlan Neindorf
Finish Rank	2
Fastest Section Time (Section)	0:10.70 (L400)
Top Speed [km/h] (Section)	68.6 (L600)
Race State	Finished



### Thomas Farms RC Murray Bridge SA - Professional

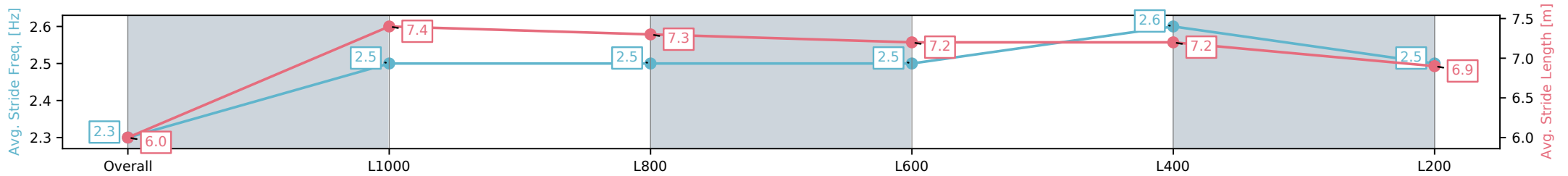
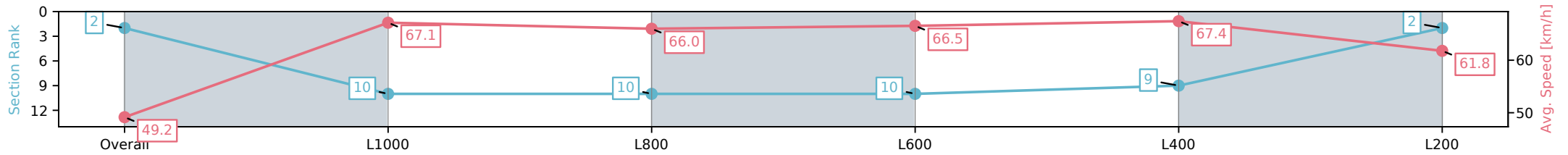
Race 7: Thomas Farms Handicap - 1200m

18 January 2025 - 3:58PM

Track Rating: Good 3, Weather: Fine, Rail Position: 3.5m  
800m-400m;2m 400m-WP, 0Rem



Section	Overall	L1000	L800	L600	L400	L200
Section Times	1:09.84 [2] (0:14.66)	0:55.18 [10] (0:10.73)	0:44.45 [10] (0:11.08)	0:33.37 [10] (0:11.02)	0:22.35 [9] (0:10.70)	0:11.65 [2] (0:11.65)
Average Speed [km/h]	49.2	67.1	66.0	66.5	67.4	61.8
Top Speed [km/h]	66.3	68.4	66.9	68.3	68.6	64.2
Avg. Dist. to Rail [m]	4.4	1.4	3.6	5.3	11.0	12.6
Avg. Stride Freq. [Hz]	2.3	2.5	2.5	2.5	2.6	2.5
Avg. Stride Length [m]	6.0	7.4	7.3	7.2	7.2	6.9



- [ ] Ranking at each section and finish
- :-:- No data available at this section
- NA No data available

Horse/Jockey Name	KUSHAN KHANIVALE/Margaret Collett
Finish Rank	3
Fastest Section Time (Section)	0:10.72 (L1000)
Top Speed [km/h] (Section)	67.9 (Overall)
Race State	Finished



### Thomas Farms RC Murray Bridge SA - Professional

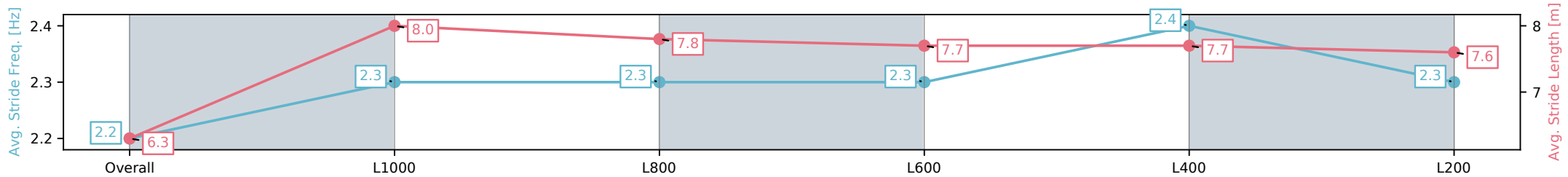
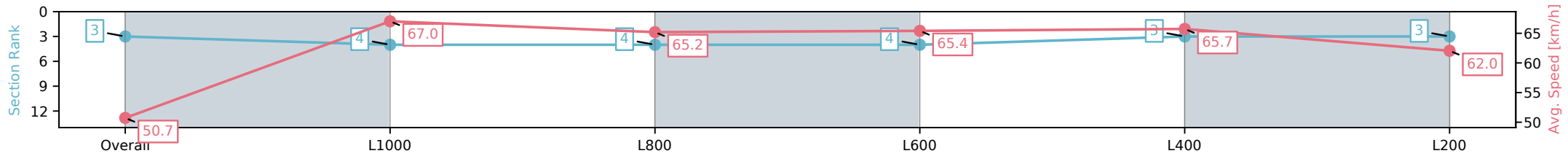
Race 7: Thomas Farms Handicap - 1200m

18 January 2025 - 3:58PM

Track Rating: Good 3, Weather: Fine, Rail Position: 3.5m  
800m-400m;2m 400m-WP, 0Rem



Section	Overall	L1000	L800	L600	L400	L200
Section Times	1:09.85 [3] (0:14.21)	0:55.64 [4] (0:10.72)	0:44.92 [4] (0:11.20)	0:33.72 [4] (0:11.16)	0:22.56 [3] (0:10.97)	0:11.59 [3] (0:11.59)
Average Speed [km/h]	50.7	67.0	65.2	65.4	65.7	62.0
Top Speed [km/h]	65.5	67.9	66.6	66.3	66.9	64.4
Avg. Dist. to Rail [m]	6.1	1.8	3.0	3.9	7.8	8.8
Avg. Stride Freq. [Hz]	2.2	2.3	2.3	2.3	2.4	2.3
Avg. Stride Length [m]	6.3	8.0	7.8	7.7	7.7	7.6



- [ ] Ranking at each section and finish
- :-:- No data available at this section
- NA No data available

Horse/Jockey Name	TRANTORO/Alana Livesey
Finish Rank	4
Fastest Section Time (Section)	0:10.62 (L1000)
Top Speed [km/h] (Section)	68.4 (Overall)
Race State	Finished



### Thomas Farms RC Murray Bridge SA - Professional

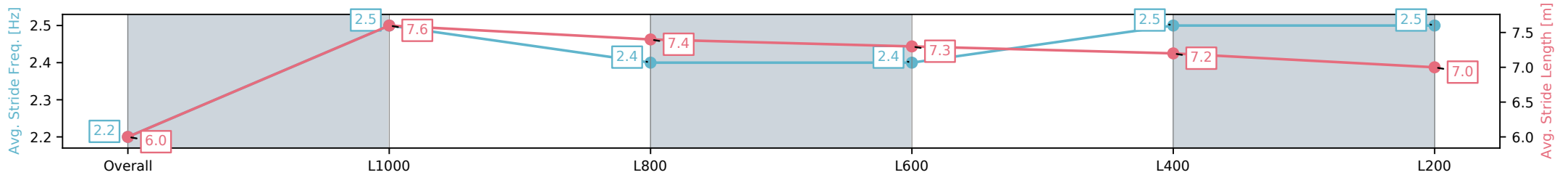
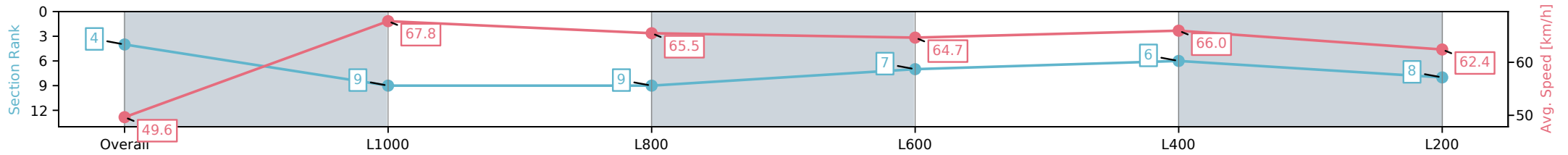
Race 7: Thomas Farms Handicap - 1200m

18 January 2025 - 3:58PM

Track Rating: Good 3, Weather: Fine, Rail Position: 3.5m  
800m-400m;2m 400m-WP, 0Rem



Section	Overall	L1000	L800	L600	L400	L200
Section Times	1:09.89 [4] (0:14.53)	0:55.36 [9] (0:10.62)	0:44.74 [9] (0:11.07)	0:33.67 [7] (0:11.21)	0:22.46 [6] (0:10.93)	0:11.53 [8] (0:11.53)
Average Speed [km/h]	49.6	67.8	65.5	64.7	66.0	62.4
Top Speed [km/h]	67.6	68.4	67.2	66.0	67.3	65.6
Avg. Dist. to Rail [m]	1.6	1.2	1.6	1.9	6.9	8.4
Avg. Stride Freq. [Hz]	2.2	2.5	2.4	2.4	2.5	2.5
Avg. Stride Length [m]	6.0	7.6	7.4	7.3	7.2	7.0



- [ ] Ranking at each section and finish
- :-:- No data available at this section
- NA No data available

Horse/Jockey Name	FINE FUTURE/Jacob Opperman
Finish Rank	5
Fastest Section Time (Section)	0:10.74 (L1000)
Top Speed [km/h] (Section)	67.5 (Overall)
Race State	Finished



### Thomas Farms RC Murray Bridge SA - Professional

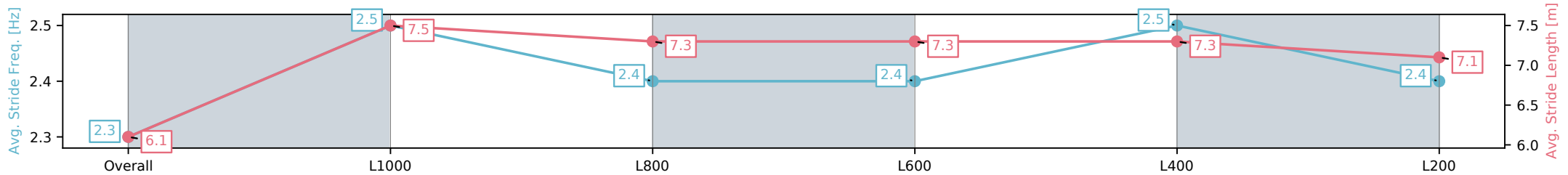
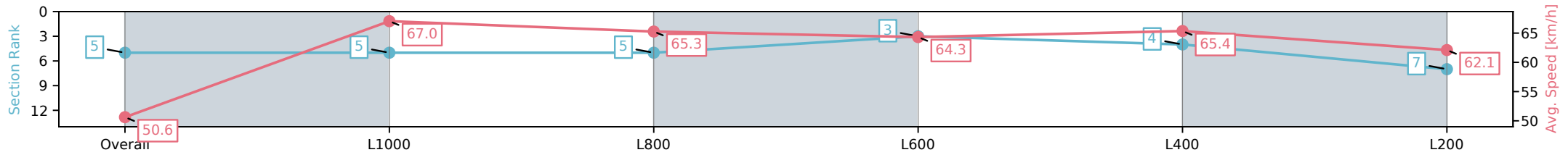
Race 7: Thomas Farms Handicap - 1200m

18 January 2025 - 3:58PM

Track Rating: Good 3, Weather: Fine, Rail Position: 3.5m  
800m-400m;2m 400m-WP, 0Rem



Section	Overall	L1000	L800	L600	L400	L200
Section Times	1:09.95 [5] (0:14.24)	0:55.71 [5] (0:10.74)	0:44.97 [5] (0:11.09)	0:33.88 [3] (0:11.25)	0:22.63 [4] (0:11.03)	0:11.60 [7] (0:11.60)
Average Speed [km/h]	50.6	67.0	65.3	64.3	65.4	62.1
Top Speed [km/h]	67.2	67.5	67.0	65.3	66.4	64.1
Avg. Dist. to Rail [m]	1.3	1.2	1.5	1.6	2.5	3.1
Avg. Stride Freq. [Hz]	2.3	2.5	2.4	2.4	2.5	2.4
Avg. Stride Length [m]	6.1	7.5	7.3	7.3	7.3	7.1



- [ ] Ranking at each section and finish
- :-:- No data available at this section
- NA No data available

Horse/Jockey Name	KING MOYA/Taylor Johnstone
Finish Rank	6
Fastest Section Time (Section)	0:10.79 (L400)
Top Speed [km/h] (Section)	68.0 (L600)
Race State	Finished



### Thomas Farms RC Murray Bridge SA - Professional

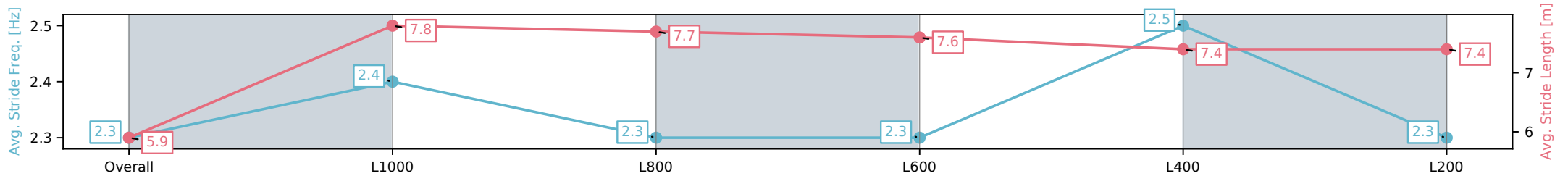
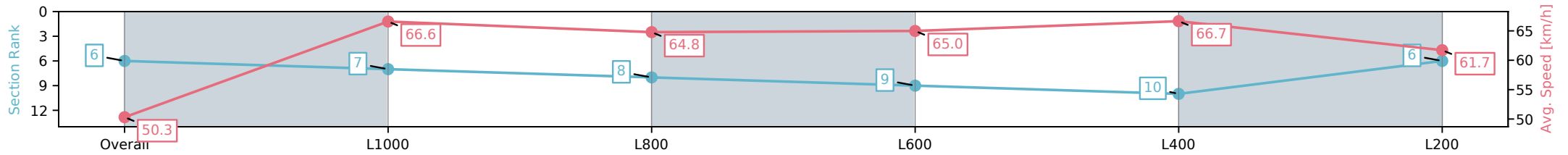
Race 7: Thomas Farms Handicap - 1200m

18 January 2025 - 3:58PM

Track Rating: Good 3, Weather: Fine, Rail Position: 3.5m  
800m-400m;2m 400m-WP, 0Rem



Section	Overall	L1000	L800	L600	L400	L200
Section Times	1:10.02 [6] (0:14.31)	0:55.71 [7] (0:10.81)	0:44.90 [8] (0:11.23)	0:33.67 [9] (0:11.19)	0:22.48 [10] (0:10.79)	0:11.69 [6] (0:11.69)
Average Speed [km/h]	50.3	66.6	64.8	65.0	66.7	61.7
Top Speed [km/h]	67.1	67.4	66.7	67.1	68.0	65.6
Avg. Dist. to Rail [m]	2.2	1.1	2.2	2.7	5.6	7.3
Avg. Stride Freq. [Hz]	2.3	2.4	2.3	2.3	2.5	2.3
Avg. Stride Length [m]	5.9	7.8	7.7	7.6	7.4	7.4



- [ ] Ranking at each section and finish
- :-:- No data available at this section
- NA No data available



Horse/Jockey Name	STAR SIRIUS/Jake Toeroek
Finish Rank	7
Fastest Section Time (Section)	0:10.69 (L1000)
Top Speed [km/h] (Section)	69.0 (Overall)
Race State	Finished



Thomas Farms RC Murray Bridge SA - Professional

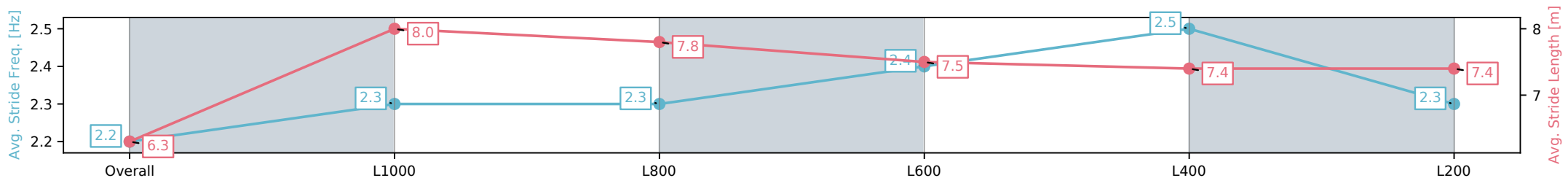
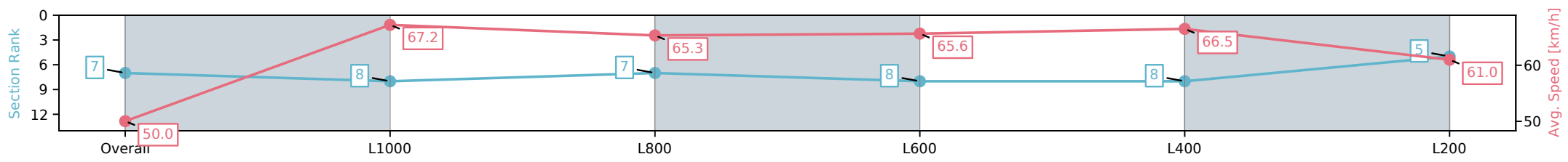
Race 7: Thomas Farms Handicap - 1200m

18 January 2025 - 3:58PM

Track Rating: Good 3, Weather: Fine, Rail Position: 3.5m  
800m-400m;2m 400m-WP, 0Rem



Section	Overall	L1000	L800	L600	L400	L200
Section Times	1:10.10 [7] (0:14.39)	0:55.71 [8] (0:10.69)	0:45.02 [7] (0:11.19)	0:33.83 [8] (0:11.19)	0:22.64 [8] (0:10.83)	0:11.81 [5] (0:11.81)
Average Speed [km/h]	50.0	67.2	65.3	65.6	66.5	61.0
Top Speed [km/h]	65.8	69.0	66.7	67.4	68.4	63.8
Avg. Dist. to Rail [m]	3.6	1.4	3.0	5.2	10.2	11.1
Avg. Stride Freq. [Hz]	2.2	2.3	2.3	2.4	2.5	2.3
Avg. Stride Length [m]	6.3	8.0	7.8	7.5	7.4	7.4



[ ] Ranking at each section and finish  
 -:-:- No data available at this section  
 NA No data available

Horse/Jockey Name	RUBIKTON/Rochelle Milnes
Finish Rank	8
Fastest Section Time (Section)	0:10.79 (L1000)
Top Speed [km/h] (Section)	68.4 (L800)
Race State	Finished



### Thomas Farms RC Murray Bridge SA - Professional

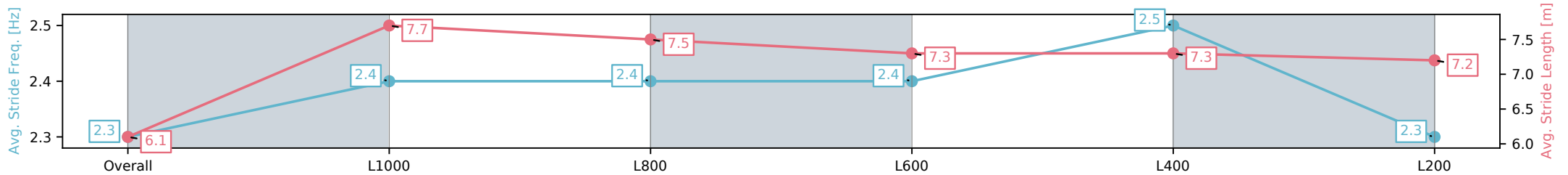
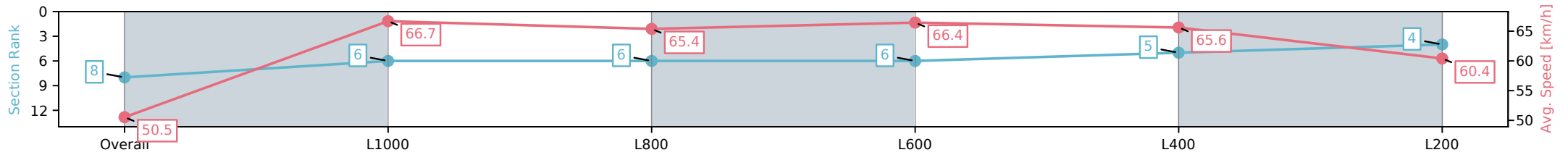
Race 7: Thomas Farms Handicap - 1200m

18 January 2025 - 3:58PM

Track Rating: Good 3, Weather: Fine, Rail Position: 3.5m  
800m-400m;2m 400m-WP, 0Rem



Section	Overall	L1000	L800	L600	L400	L200
Section Times	1:10.21 [8] (0:14.27)	0:55.94 [6] (0:10.79)	0:45.15 [6] (0:11.16)	0:33.99 [6] (0:11.10)	0:22.89 [5] (0:10.97)	0:11.92 [4] (0:11.92)
Average Speed [km/h]	50.5	66.7	65.4	66.4	65.6	60.4
Top Speed [km/h]	66.1	67.8	67.3	68.4	67.4	62.4
Avg. Dist. to Rail [m]	8.3	1.8	2.8	6.7	14.0	14.5
Avg. Stride Freq. [Hz]	2.3	2.4	2.4	2.4	2.5	2.3
Avg. Stride Length [m]	6.1	7.7	7.5	7.3	7.3	7.2



- [ ] Ranking at each section and finish
- :-:- No data available at this section
- NA No data available

Horse/Jockey Name	ANOTHERHOUSE/Todd Pannell
Finish Rank	9
Fastest Section Time (Section)	0:10.74 (L1000)
Top Speed [km/h] (Section)	68.1 (Overall)
Race State	Finished



### Thomas Farms RC Murray Bridge SA - Professional

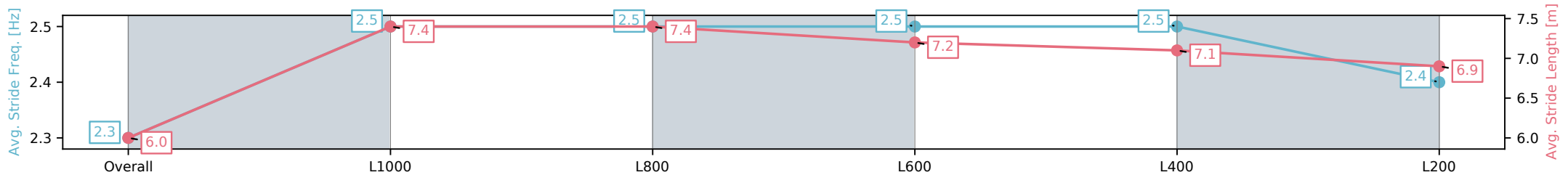
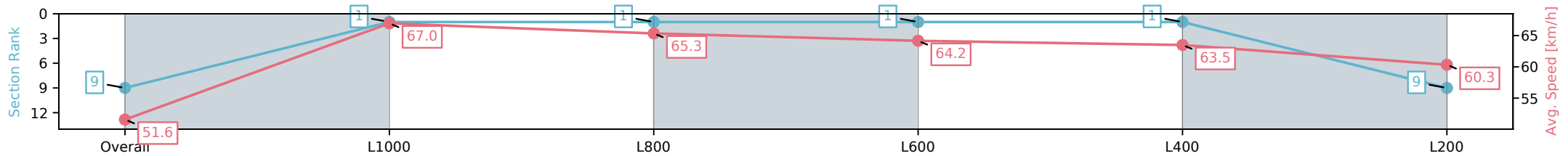
Race 7: Thomas Farms Handicap - 1200m

18 January 2025 - 3:58PM

Track Rating: Good 3, Weather: Fine, Rail Position: 3.5m  
800m-400m;2m 400m-WP, 0Rem



Section	Overall	L1000	L800	L600	L400	L200
Section Times	1:10.31 [9] (0:13.98)	0:56.33 [1] (0:10.74)	0:45.59 [1] (0:11.07)	0:34.52 [1] (0:11.26)	0:23.26 [1] (0:11.34)	0:11.92 [9] (0:11.92)
Average Speed [km/h]	51.6	67.0	65.3	64.2	63.5	60.3
Top Speed [km/h]	68.1	68.1	66.7	65.4	64.4	61.8
Avg. Dist. to Rail [m]	6.2	1.8	1.2	1.1	2.3	3.8
Avg. Stride Freq. [Hz]	2.3	2.5	2.5	2.5	2.5	2.4
Avg. Stride Length [m]	6.0	7.4	7.4	7.2	7.1	6.9



- [ ] Ranking at each section and finish
- :-:- No data available at this section
- NA No data available

Horse/Jockey Name	CUBAN WATERS/Ben Price
Finish Rank	10
Fastest Section Time (Section)	0:10.79 (L1000)
Top Speed [km/h] (Section)	67.5 (Overall)
Race State	Finished



### Thomas Farms RC Murray Bridge SA - Professional

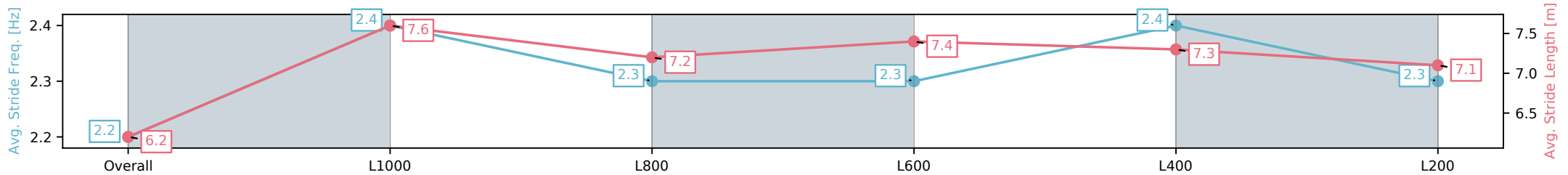
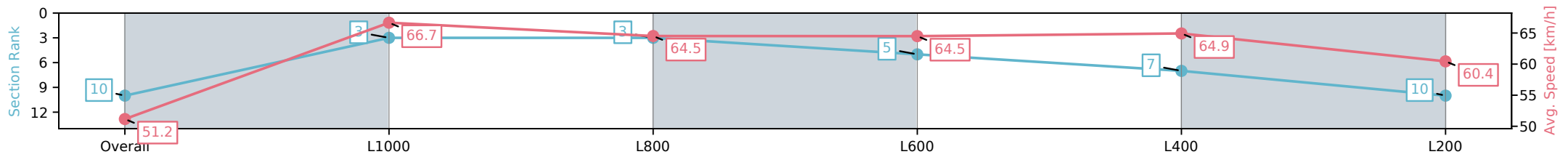
Race 7: Thomas Farms Handicap - 1200m

18 January 2025 - 3:58PM

Track Rating: Good 3, Weather: Fine, Rail Position: 3.5m  
800m-400m;2m 400m-WP, 0Rem



Section	Overall	L1000	L800	L600	L400	L200
Section Times	1:10.43 [10] (0:14.09)	0:56.34 [3] (0:10.79)	0:45.55 [3] (0:11.28)	0:34.27 [5] (0:11.28)	0:22.99 [7] (0:11.08)	0:11.91 [10] (0:11.91)
Average Speed [km/h]	51.2	66.7	64.5	64.5	64.9	60.4
Top Speed [km/h]	65.9	67.5	66.7	65.2	65.8	62.8
Avg. Dist. to Rail [m]	3.9	1.2	2.3	2.6	5.3	6.7
Avg. Stride Freq. [Hz]	2.2	2.4	2.3	2.3	2.4	2.3
Avg. Stride Length [m]	6.2	7.6	7.2	7.4	7.3	7.1



- [ ] Ranking at each section and finish
- :-:- No data available at this section
- NA No data available

Horse/Jockey Name	AMELIA VALENTINA/Teagan Voorham
Finish Rank	11
Fastest Section Time (Section)	0:10.56 (L1000)
Top Speed [km/h] (Section)	68.8 (Overall)
Race State	Finished



### Thomas Farms RC Murray Bridge SA - Professional

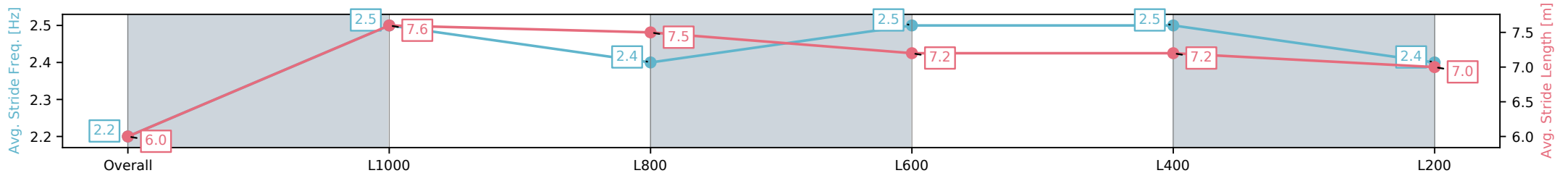
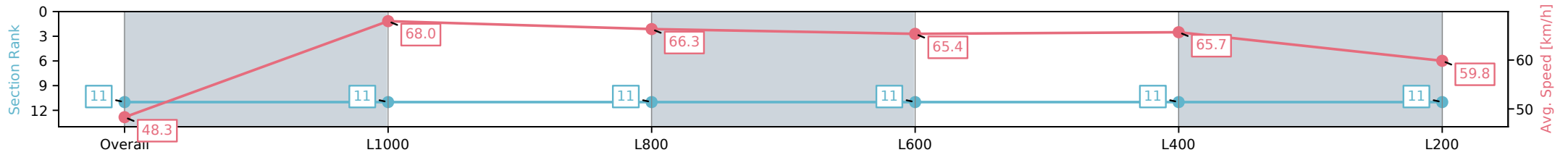
Race 7: Thomas Farms Handicap - 1200m

18 January 2025 - 3:58PM

Track Rating: Good 3, Weather: Fine, Rail Position: 3.5m  
800m-400m;2m 400m-WP, 0Rem



Section	Overall	L1000	L800	L600	L400	L200
Section Times	1:10.62 [11] (0:14.94)	0:55.68 [11] (0:10.56)	0:45.11 [11] (0:10.97)	0:34.14 [11] (0:11.14)	0:23.00 [11] (0:10.96)	0:12.04 [11] (0:12.04)
Average Speed [km/h]	48.3	68.0	66.3	65.4	65.7	59.8
Top Speed [km/h]	67.2	68.8	67.1	67.1	67.5	63.1
Avg. Dist. to Rail [m]	2.4	1.6	1.9	3.3	9.5	13.0
Avg. Stride Freq. [Hz]	2.2	2.5	2.4	2.5	2.5	2.4
Avg. Stride Length [m]	6.0	7.6	7.5	7.2	7.2	7.0



- [ ] Ranking at each section and finish
- :-:- No data available at this section
- NA No data available