



RACINGSA

Thomas Farms RC Murray Bridge SA

Race 6: SpryCrete Handicap - 1200m

18 January 2025 - 3:24PM



Murray Bridge
Racing Club

Track Rating: Good 3, Weather: Fine, Rail Position: 3.5m 800m-400m;2m 400m-WP, 0Rem

Section Field Times

Overall	L1000	L800	L600	L400	L200
1:09.57	0:55.92	0:45.35	0:34.55	0:23.47	0:12.19
(0:13.67)	(0:10.56)	(0:10.80)	(0:11.08)	(0:11.28)	(0:12.19)

Position	#	Horse/Jockey	Barrier	Top Speed [km/h]	Fastest Section	First 400m	Overall	L1000	L800	L600	L400	L200	Margin	Distance Travelled From Winner [m]
1	6	EL CAPONY Manoel Nunes	7	69.6	0:10.56	0:25.12	1:09.58 (0:14.56)	0:55.02 [7] (0:10.56)	0:44.46 [6] (0:10.74)	0:33.72 [6] (0:10.75)	0:22.97 [5] (0:11.02)	0:11.95 [3] (0:11.95)	1:09.58	
2	1	HOLMES Todd Pannell	2	68.6	0:10.61	0:24.81	1:09.58 (0:14.20)	0:55.38 [5] (0:10.61)	0:44.77 [5] (0:10.77)	0:34.00 [4] (0:10.98)	0:23.02 [4] (0:11.12)	0:11.90 [4] (0:11.90)	0.0L	+1
3	3	LUCKY FORTUNA Alana Livesey	3	68.5	0:10.56	0:24.22	1:09.65 (0:13.66)	0:55.99 [1] (0:10.56)	0:45.43 [1] (0:10.80)	0:34.63 [1] (0:11.09)	0:23.54 [1] (0:11.27)	0:12.27 [1] (0:12.27)	0.45L	-1
4	4	SHISUTA BO Taylor Johnstone	4	68.7	0:10.62	0:24.51	1:09.76 (0:13.89)	0:55.87 [2] (0:10.62)	0:45.25 [3] (0:10.73)	0:34.52 [2] (0:11.08)	0:23.44 [2] (0:11.27)	0:12.17 [2] (0:12.17)	1.16L	-1
5	8	TAMETOMO Felicity Atkinson	5	68.8	0:10.60	0:24.78	1:09.97 (0:14.18)	0:55.79 [4] (0:10.60)	0:45.19 [4] (0:10.92)	0:34.27 [5] (0:10.95)	0:23.32 [6] (0:11.18)	0:12.14 [6] (0:12.14)	2.54L	+1
6	7	REAL VALENTIA Rochelle Milnes	1	68.5	0:10.57	0:24.49	1:09.98 (0:13.91)	0:56.07 [3] (0:10.57)	0:45.49 [2] (0:10.83)	0:34.66 [3] (0:11.20)	0:23.46 [3] (0:11.31)	0:12.15 [5] (0:12.15)	2.6L	-2
7	9	IMPENDING DIAMOND Jessica Tzaferis	6	68.5	0:10.64	0:25.17	1:10.06 (0:14.53)	0:55.53 [6] (0:10.64)	0:44.89 [7] (0:10.72)	0:34.17 [7] (0:11.00)	0:23.17 [7] (0:11.30)	0:11.87 [9] (0:11.87)	3.14L	-2
8	5	TOSEN WATER Teagan Voorham	9	69.8	0:10.64	0:25.59	1:10.06 (0:14.89)	0:55.17 [9] (0:10.70)	0:44.47 [9] (0:10.64)	0:33.83 [9] (0:10.90)	0:22.93 [9] (0:11.04)	0:11.89 [8] (0:11.89)	3.14L	+2
9	2	ROYAL TRAPEZE Jacob Opperman	8	68.8	0:10.72	0:25.37	1:10.09 (0:14.65)	0:55.44 [8] (0:10.72)	0:44.72 [8] (0:10.75)	0:33.97 [8] (0:10.92)	0:23.05 [8] (0:11.12)	0:11.93 [7] (0:11.93)	3.32L	+1

- [] Position in running at each section and finish
- #: Saddle cloth number
- No data available at this section
- DNF Did not finish
- NA No data available
- DNT Did not track
- █ Background shading for fastest section

Horse/Jockey Name	EL CAPONY/Manoel Nunes
Finish Rank	1
Fastest Section Time (Section)	0:10.56 (L1000)
Top Speed [km/h] (Section)	69.6 (Overall)
Race State	Finished



Thomas Farms RC Murray Bridge SA - Professional

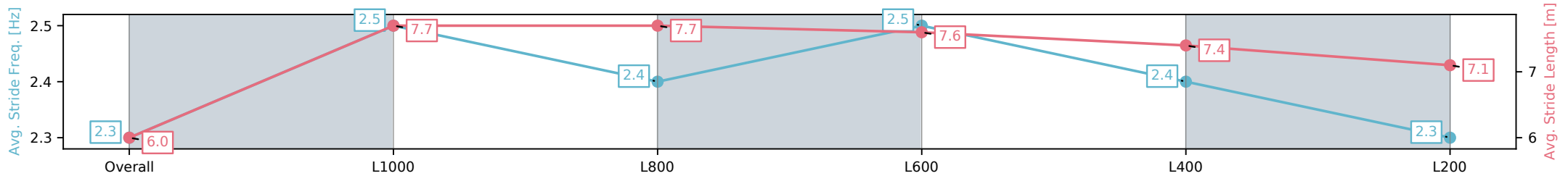
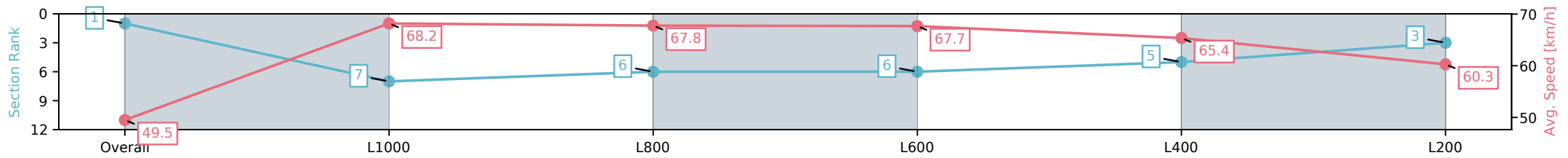
Race 6: SpryCrete Handicap - 1200m

18 January 2025 - 3:24PM

Track Rating: Good 3, Weather: Fine, Rail Position: 3.5m
800m-400m;2m 400m-WP, 0Rem



Section	Overall	L1000	L800	L600	L400	L200
Section Times	1:09.58 [1] (0:14.56)	0:55.02 [7] (0:10.56)	0:44.46 [6] (0:10.74)	0:33.72 [6] (0:10.75)	0:22.97 [5] (0:11.02)	0:11.95 [3] (0:11.95)
Average Speed [km/h]	49.5	68.2	67.8	67.7	65.4	60.3
Top Speed [km/h]	68.3	69.6	69.1	68.7	66.7	64.0
Avg. Dist. to Rail [m]	3.5	0.7	2.5	3.1	5.9	5.9
Avg. Stride Freq. [Hz]	2.3	2.5	2.4	2.5	2.4	2.3
Avg. Stride Length [m]	6.0	7.7	7.7	7.6	7.4	7.1



- [] Ranking at each section and finish
- :-:- No data available at this section
- NA No data available

Horse/Jockey Name	HOLMES/Todd Pannell
Finish Rank	2
Fastest Section Time (Section)	0:10.61 (L1000)
Top Speed [km/h] (Section)	68.6 (L1000)
Race State	Finished



Thomas Farms RC Murray Bridge SA - Professional

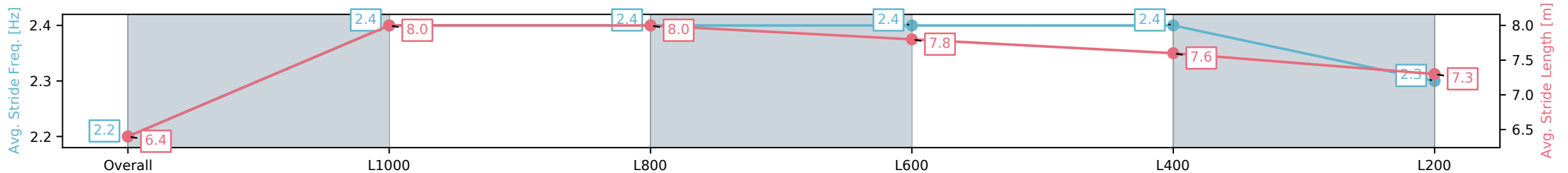
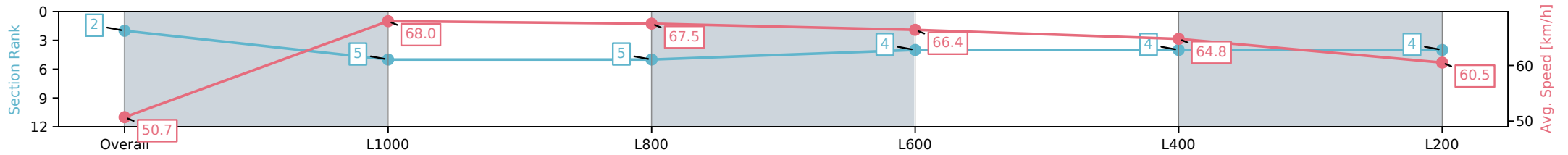
Race 6: SpryCrete Handicap - 1200m

18 January 2025 - 3:24PM

Track Rating: Good 3, Weather: Fine, Rail Position: 3.5m
800m-400m;2m 400m-WP, 0Rem



Section	Overall	L1000	L800	L600	L400	L200
Section Times	1:09.58 [2] (0:14.20)	0:55.38 [5] (0:10.61)	0:44.77 [5] (0:10.77)	0:34.00 [4] (0:10.98)	0:23.02 [4] (0:11.12)	0:11.90 [4] (0:11.90)
Average Speed [km/h]	50.7	68.0	67.5	66.4	64.8	60.5
Top Speed [km/h]	67.0	68.4	68.6	67.2	66.3	63.0
Avg. Dist. to Rail [m]	3.5	1.0	3.0	3.5	6.2	6.6
Avg. Stride Freq. [Hz]	2.2	2.4	2.4	2.4	2.4	2.3
Avg. Stride Length [m]	6.4	8.0	8.0	7.8	7.6	7.3



[] Ranking at each section and finish
 -:-:- No data available at this section
 NA No data available

Horse/Jockey Name	LUCKY FORTUNA/Alana Livesey
Finish Rank	3
Fastest Section Time (Section)	0:10.56 (L1000)
Top Speed [km/h] (Section)	68.5 (Overall)
Race State	Finished



Thomas Farms RC Murray Bridge SA - Professional

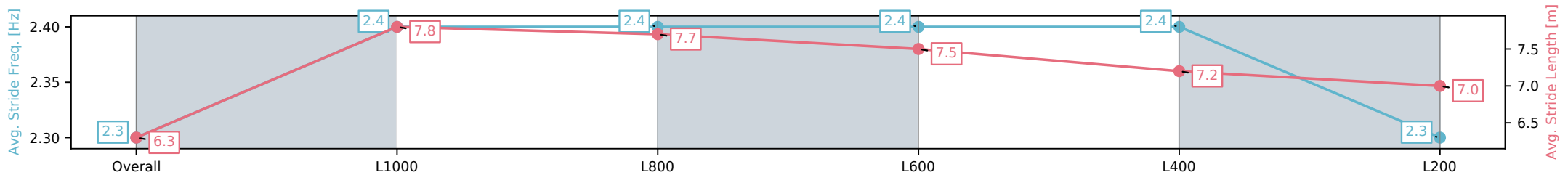
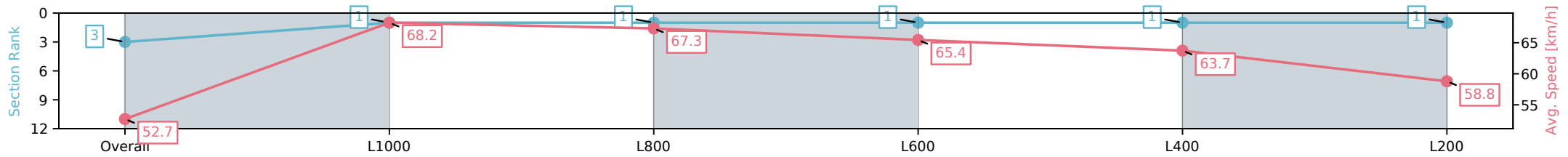
Race 6: SpryCrete Handicap - 1200m

18 January 2025 - 3:24PM

Track Rating: Good 3, Weather: Fine, Rail Position: 3.5m
800m-400m;2m 400m-WP, 0Rem



Section	Overall	L1000	L800	L600	L400	L200
Section Times	1:09.65 [3] (0:13.66)	0:55.99 [1] (0:10.56)	0:45.43 [1] (0:10.80)	0:34.63 [1] (0:11.09)	0:23.54 [1] (0:11.27)	0:12.27 [1] (0:12.27)
Average Speed [km/h]	52.7	68.2	67.3	65.4	63.7	58.8
Top Speed [km/h]	67.8	68.5	68.4	66.7	65.2	62.5
Avg. Dist. to Rail [m]	3.7	0.7	2.9	1.7	2.6	2.5
Avg. Stride Freq. [Hz]	2.3	2.4	2.4	2.4	2.4	2.3
Avg. Stride Length [m]	6.3	7.8	7.7	7.5	7.2	7.0



- [] Ranking at each section and finish
- :-:- No data available at this section
- NA No data available

Horse/Jockey Name	SHISUTA BO/Taylor Johnstone
Finish Rank	4
Fastest Section Time (Section)	0:10.62 (L1000)
Top Speed [km/h] (Section)	68.7 (L1000)
Race State	Finished



Thomas Farms RC Murray Bridge SA - Professional

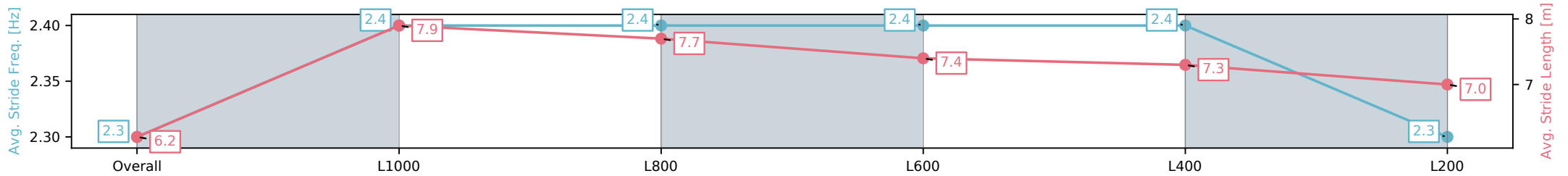
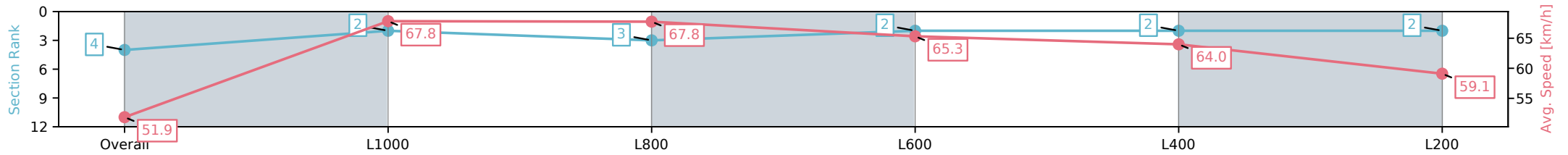
Race 6: SpryCrete Handicap - 1200m

18 January 2025 - 3:24PM

Track Rating: Good 3, Weather: Fine, Rail Position: 3.5m
800m-400m;2m 400m-WP, 0Rem



Section	Overall	L1000	L800	L600	L400	L200
Section Times	1:09.76 [4] (0:13.89)	0:55.87 [2] (0:10.62)	0:45.25 [3] (0:10.73)	0:34.52 [2] (0:11.08)	0:23.44 [2] (0:11.27)	0:12.17 [2] (0:12.17)
Average Speed [km/h]	51.9	67.8	67.8	65.3	64.0	59.1
Top Speed [km/h]	67.0	68.5	68.7	66.5	66.5	62.7
Avg. Dist. to Rail [m]	4.2	1.1	3.0	1.5	3.0	3.2
Avg. Stride Freq. [Hz]	2.3	2.4	2.4	2.4	2.4	2.3
Avg. Stride Length [m]	6.2	7.9	7.7	7.4	7.3	7.0



- [] Ranking at each section and finish
- :-:- No data available at this section
- NA No data available

Horse/Jockey Name	TAMETOMO/Felicity Atkinson
Finish Rank	5
Fastest Section Time (Section)	0:10.60 (L1000)
Top Speed [km/h] (Section)	68.8 (L800)
Race State	Finished



Thomas Farms RC Murray Bridge SA - Professional

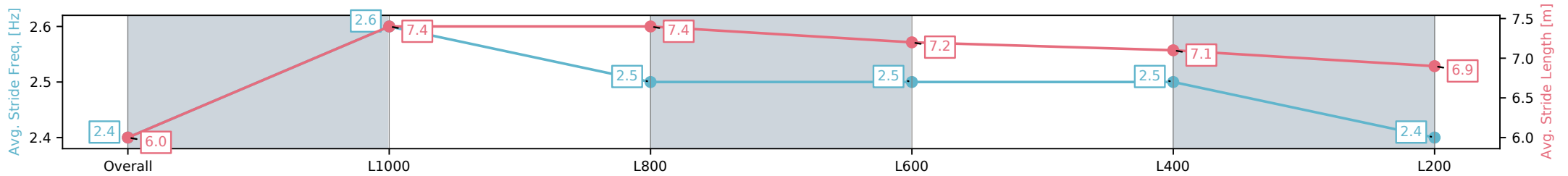
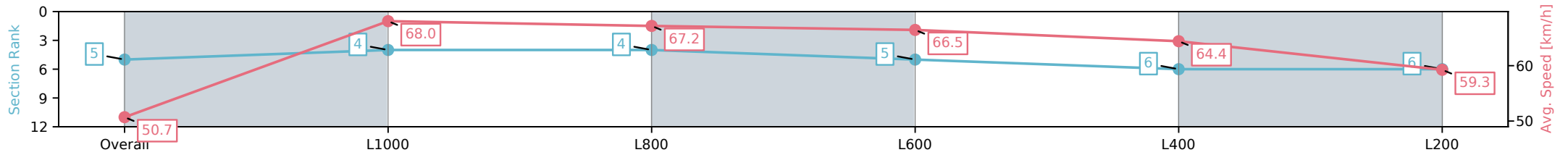
Race 6: SpryCrete Handicap - 1200m

18 January 2025 - 3:24PM

Track Rating: Good 3, Weather: Fine, Rail Position: 3.5m
800m-400m;2m 400m-WP, 0Rem



Section	Overall	L1000	L800	L600	L400	L200
Section Times	1:09.97 [5] (0:14.18)	0:55.79 [4] (0:10.60)	0:45.19 [4] (0:10.92)	0:34.27 [5] (0:10.95)	0:23.32 [6] (0:11.18)	0:12.14 [6] (0:12.14)
Average Speed [km/h]	50.7	68.0	67.2	66.5	64.4	59.3
Top Speed [km/h]	67.8	68.7	68.4	68.8	65.9	61.5
Avg. Dist. to Rail [m]	5.2	1.7	5.0	3.1	3.8	5.3
Avg. Stride Freq. [Hz]	2.4	2.6	2.5	2.5	2.5	2.4
Avg. Stride Length [m]	6.0	7.4	7.4	7.2	7.1	6.9



- [] Ranking at each section and finish
- :-:- No data available at this section
- NA No data available

Horse/Jockey Name	REAL VALENTIA/Rochelle Milnes
Finish Rank	6
Fastest Section Time (Section)	0:10.57 (L1000)
Top Speed [km/h] (Section)	68.5 (Overall)
Race State	Finished



Thomas Farms RC Murray Bridge SA - Professional

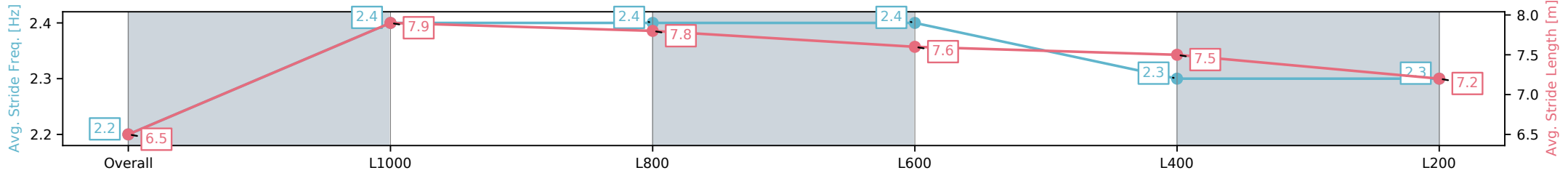
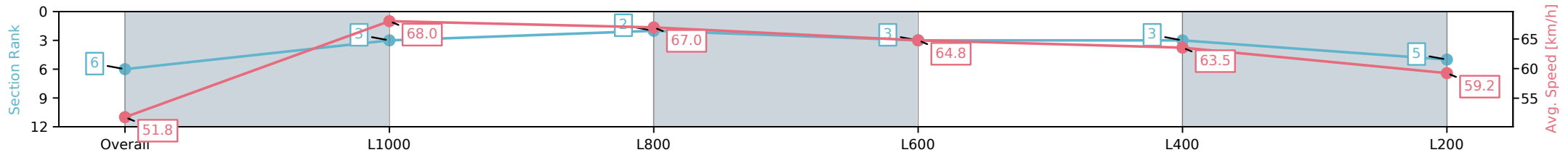
Race 6: SpryCrete Handicap - 1200m

18 January 2025 - 3:24PM

Track Rating: Good 3, Weather: Fine, Rail Position: 3.5m
800m-400m;2m 400m-WP, 0Rem



Section	Overall	L1000	L800	L600	L400	L200
Section Times	1:09.98 [6] (0:13.91)	0:56.07 [3] (0:10.57)	0:45.49 [2] (0:10.83)	0:34.66 [3] (0:11.20)	0:23.46 [3] (0:11.31)	0:12.15 [5] (0:12.15)
Average Speed [km/h]	51.8	68.0	67.0	64.8	63.5	59.2
Top Speed [km/h]	66.9	68.5	68.1	66.9	65.4	62.0
Avg. Dist. to Rail [m]	1.4	0.7	2.1	1.5	2.8	3.2
Avg. Stride Freq. [Hz]	2.2	2.4	2.4	2.4	2.3	2.3
Avg. Stride Length [m]	6.5	7.9	7.8	7.6	7.5	7.2



- [] Ranking at each section and finish
- :-:- No data available at this section
- NA No data available

Horse/Jockey Name	IMPENDING DIAMOND/Jessica Tzaferis
Finish Rank	7
Fastest Section Time (Section)	0:10.64 (L1000)
Top Speed [km/h] (Section)	68.5 (L1000)
Race State	Finished



Thomas Farms RC Murray Bridge SA - Professional

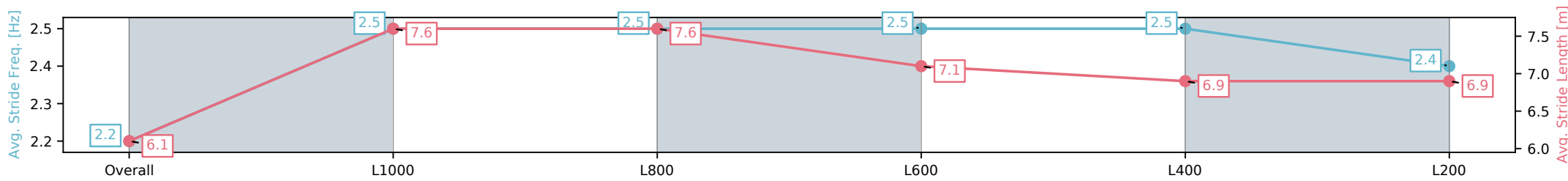
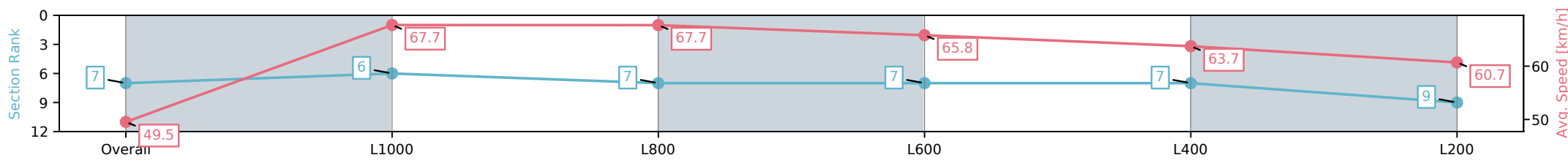
Race 6: SpryCrete Handicap - 1200m

18 January 2025 - 3:24PM

Track Rating: Good 3, Weather: Fine, Rail Position: 3.5m
800m-400m;2m 400m-WP, 0Rem



Section	Overall	L1000	L800	L600	L400	L200
Section Times	1:10.06 [7] (0:14.53)	0:55.53 [6] (0:10.64)	0:44.89 [7] (0:10.72)	0:34.17 [7] (0:11.00)	0:23.17 [7] (0:11.30)	0:11.87 [9] (0:11.87)
Average Speed [km/h]	49.5	67.7	67.7	65.8	63.7	60.7
Top Speed [km/h]	66.3	68.4	68.5	67.0	65.3	63.4
Avg. Dist. to Rail [m]	4.9	0.9	2.2	1.8	5.7	7.3
Avg. Stride Freq. [Hz]	2.2	2.5	2.5	2.5	2.5	2.4
Avg. Stride Length [m]	6.1	7.6	7.6	7.1	6.9	6.9



[] Ranking at each section and finish
 -:-:- No data available at this section
 NA No data available

Horse/Jockey Name	TOSEN WATER/Teagan Voorham
Finish Rank	8
Fastest Section Time (Section)	0:10.64 (L800)
Top Speed [km/h] (Section)	69.8 (L1000)
Race State	Finished



Thomas Farms RC Murray Bridge SA - Professional

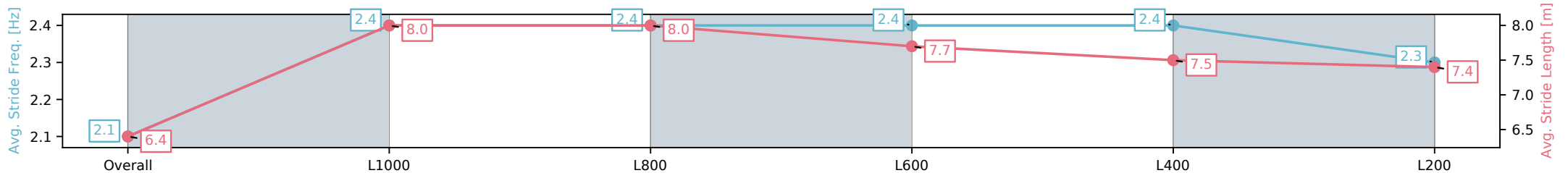
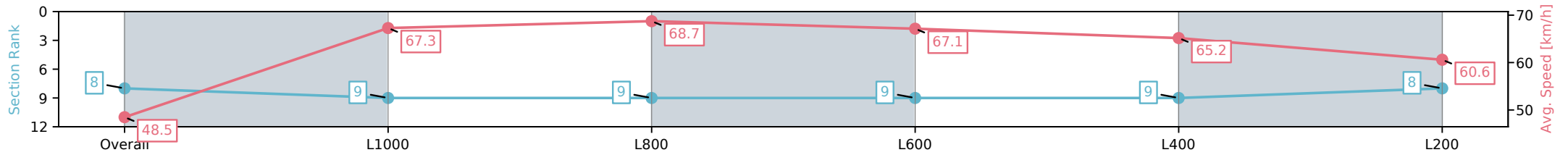
Race 6: SpryCrete Handicap - 1200m

18 January 2025 - 3:24PM

Track Rating: Good 3, Weather: Fine, Rail Position: 3.5m
800m-400m;2m 400m-WP, 0Rem



Section	Overall	L1000	L800	L600	L400	L200
Section Times	1:10.06 [8] (0:14.89)	0:55.17 [9] (0:10.70)	0:44.47 [9] (0:10.64)	0:33.83 [9] (0:10.90)	0:22.93 [9] (0:11.04)	0:11.89 [8] (0:11.89)
Average Speed [km/h]	48.5	67.3	68.7	67.1	65.2	60.6
Top Speed [km/h]	64.4	69.5	69.8	68.5	66.6	63.9
Avg. Dist. to Rail [m]	7.0	0.9	3.7	4.7	7.3	7.8
Avg. Stride Freq. [Hz]	2.1	2.4	2.4	2.4	2.4	2.3
Avg. Stride Length [m]	6.4	8.0	8.0	7.7	7.5	7.4



- [] Ranking at each section and finish
- :-:- No data available at this section
- NA No data available

Horse/Jockey Name	ROYAL TRAPEZE/Jacob Opperman
Finish Rank	9
Fastest Section Time (Section)	0:10.72 (L1000)
Top Speed [km/h] (Section)	68.8 (L1000)
Race State	Finished



Thomas Farms RC Murray Bridge SA - Professional

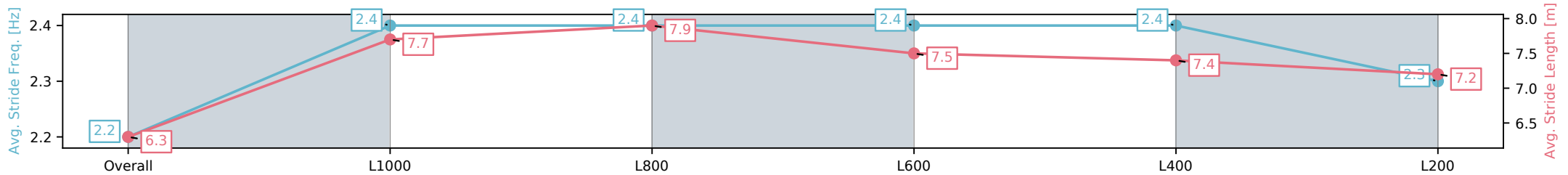
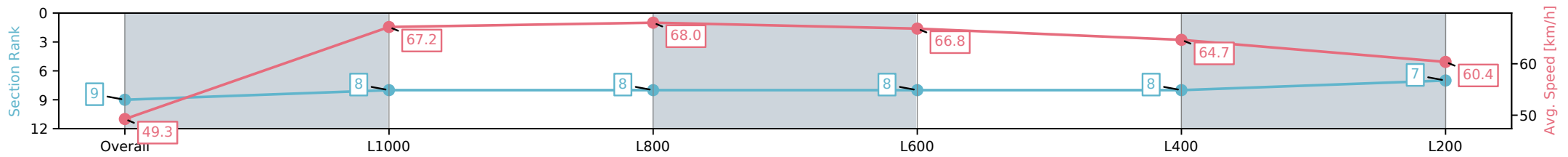
Race 6: SpryCrete Handicap - 1200m

18 January 2025 - 3:24PM

Track Rating: Good 3, Weather: Fine, Rail Position: 3.5m
800m-400m;2m 400m-WP, 0Rem



Section	Overall	L1000	L800	L600	L400	L200
Section Times	1:10.09 [9] (0:14.65)	0:55.44 [8] (0:10.72)	0:44.72 [8] (0:10.75)	0:33.97 [8] (0:10.92)	0:23.05 [8] (0:11.12)	0:11.93 [7] (0:11.93)
Average Speed [km/h]	49.3	67.2	68.0	66.8	64.7	60.4
Top Speed [km/h]	63.6	68.5	68.8	68.4	66.4	62.7
Avg. Dist. to Rail [m]	6.4	0.7	4.0	3.5	8.1	8.7
Avg. Stride Freq. [Hz]	2.2	2.4	2.4	2.4	2.4	2.3
Avg. Stride Length [m]	6.3	7.7	7.9	7.5	7.4	7.2



- [] Ranking at each section and finish
- :-:- No data available at this section
- NA No data available