



RACINGSA

# Thomas Farms RC Murray Bridge SA

## Race 4: Magic Millions Handicap - 2000m

18 January 2025 - 2:13PM



Murray Bridge  
Racing Club

Track Rating: Good 4, Weather: Fine, Rail Position: 3.5m 800m-400m;2m 400m-WP, 0Rem

Section	Overall	L1800	L1600	L1400	L1200	L1000
Field Times	2:02.55 (0:15.00)	1:47.55 (0:12.01)	1:35.53 (0:11.91)	1:23.63 (0:11.87)	1:11.76 (0:11.72)	1:00.04 (0:11.67)

Position	#	Horse/Jockey	Barrier	Top Speed [km/h]	Fastest Section	First 400m	Overall	L1800	L1600	L1400	L1200	L1000	Distance Travelled From Winner [m]
1	7	<b>GOTTA GO GURU</b> Taylor Johnstone	6	64.8 1000-800	0:11.61 400-200	0:27.78	2:02.55 (0:15.53)	1:47.02 [5] (0:12.25)	1:34.77 [5] (0:12.33)	1:22.44 [5] (0:11.80)	1:10.64 [5] (0:11.67)	0:58.97 [5] (0:11.68)	
2	6	<b>THE WESTERN FRONT</b> Lachlan Neindorf	4	65.8 800-600	0:11.52 600-400	0:28.08	2:02.67 (0:15.67)	1:47.00 [6] (0:12.41)	1:34.59 [6] (0:12.42)	1:22.17 [7] (0:11.71)	1:10.46 [7] (0:11.67)	0:58.79 [7] (0:11.63)	+2
3	3	<b>MAGNETIC EDGE</b> Todd Pannell	9	65.2 800-600	0:11.50 800-600	0:28.24	2:02.86 (0:15.83)	1:47.03 [7] (0:12.41)	1:34.62 [8] (0:12.42)	1:22.20 [9] (0:11.85)	1:10.35 [9] (0:11.54)	0:58.81 [9] (0:11.69)	+3
4	1	<b>YURI ROYALE</b> Alan Lai	2	63.9 1200-1000	0:11.62 1000-800	0:27.28	2:03.13 (0:15.25)	1:47.88 [2] (0:12.04)	1:35.84 [2] (0:11.96)	1:23.88 [2] (0:11.66)	1:12.22 [2] (0:11.70)	1:00.52 [2] (0:11.62)	-1
5	2	<b>THRILL KILL</b> Margaret Collett	5	64.3 1000-800	0:11.51 800-600	0:28.17	2:03.17 (0:15.94)	1:47.23 [8] (0:12.23)	1:35.00 [7] (0:12.26)	1:22.74 [6] (0:11.67)	1:11.07 [6] (0:11.62)	0:59.45 [6] (0:11.72)	-3
6	8	<b>COURS VITE</b> Ben Price	8	64.2 800-600	0:11.55 800-600	0:28.30	2:03.45 (0:16.00)	1:47.45 [9] (0:12.30)	1:35.15 [9] (0:12.24)	1:22.91 [8] (0:11.77)	1:11.14 [8] (0:11.70)	0:59.44 [8] (0:11.72)	-4
7	9	<b>WARRANTYTE ROAD</b> Alana Livesey	3	63.5 800-600	0:11.62 1000-800	0:27.60	2:03.47 (0:15.53)	1:47.94 [4] (0:12.07)	1:35.87 [4] (0:12.23)	1:23.64 [3] (0:11.74)	1:11.90 [4] (0:11.73)	1:00.17 [4] (0:11.62)	-6
8	4	<b>VEGAS KNIGHT</b> Jessica Tzaferis	7	63.4 1000-800	0:11.69 1000-800	0:27.56	2:03.57 (0:15.35)	1:48.22 [3] (0:12.22)	1:36.00 [3] (0:12.26)	1:23.74 [4] (0:11.71)	1:12.03 [3] (0:11.72)	1:00.31 [3] (0:11.69)	+0
9	5	<b>CASTLEREAGH KID</b> Dom Tourneur	1	62.7 1200-1000	0:11.67 1000-800	0:27.01	2:05.88 (0:15.00)	1:50.88 [1] (0:12.01)	1:38.87 [1] (0:11.91)	1:26.96 [1] (0:11.87)	1:15.09 [1] (0:11.72)	1:03.37 [1] (0:11.67)	-5

- [ ] Position in running at each section and finish
- #: Saddle cloth number
- No data available at this section
- DNF Did not finish
- NA No data available
- DNT Did not track
- █ Background shading for fastest section



RACINGSA

# Thomas Farms RC Murray Bridge SA

## Race 4: Magic Millions Handicap - 2000m

18 January 2025 - 2:13PM



Murray Bridge  
Racing Club

Track Rating: Good 4, Weather: Fine, Rail Position: 3.5m 800m-400m;2m 400m-WP, 0Rem

Section	L800	L600	L400	L200
Field Times	0:48.36 (0:11.89)	0:36.47 (0:12.28)	0:24.18 (0:11.91)	0:12.28 (0:12.28)

Position	#	Horse/Jockey	Barrier	Top Speed [km/h]	Fastest Section	First 400m	L800	L600	L400	L200	Margin	Distance Travelled From Winner [m]
1	7	<b>GOTTA GO GURU</b> Taylor Johnstone	6	64.8 1000-800	0:11.61 400-200	0:27.78	0:47.29 [5] (0:11.64)	0:35.65 [5] (0:11.76)	0:23.89 [4] (0:11.61)	0:12.28 [1] (0:12.28)	2:02.55	
2	6	<b>THE WESTERN FRONT</b> Lachlan Neindorf	4	65.8 800-600	0:11.52 600-400	0:28.08	0:47.16 [7] (0:11.56)	0:35.60 [7] (0:11.52)	0:24.08 [2] (0:11.68)	0:12.40 [2] (0:12.40)	0.72L	+2
3	3	<b>MAGNETIC EDGE</b> Todd Pannell	9	65.2 800-600	0:11.50 800-600	0:28.24	0:47.12 [9] (0:11.50)	0:35.62 [8] (0:11.61)	0:24.01 [8] (0:11.73)	0:12.28 [3] (0:12.28)	1.96L	+3
4	1	<b>YURI ROYALE</b> Alan Lai	2	63.9 1200-1000	0:11.62 1000-800	0:27.28	0:48.90 [2] (0:11.85)	0:37.05 [1] (0:12.28)	0:24.77 [1] (0:12.23)	0:12.54 [4] (0:12.54)	3.72L	-1
5	2	<b>THRILL KILL</b> Margaret Collett	5	64.3 1000-800	0:11.51 800-600	0:28.17	0:47.73 [6] (0:11.51)	0:36.22 [6] (0:11.86)	0:24.36 [7] (0:11.86)	0:12.50 [5] (0:12.50)	3.97L	-3
6	8	<b>COURS VITE</b> Ben Price	8	64.2 800-600	0:11.55 800-600	0:28.30	0:47.72 [8] (0:11.55)	0:36.17 [9] (0:11.63)	0:24.54 [9] (0:11.90)	0:12.64 [6] (0:12.64)	5.8L	-4
7	9	<b>WARRANTYTE ROAD</b> Alana Livesey	3	63.5 800-600	0:11.62 1000-800	0:27.60	0:48.55 [3] (0:11.84)	0:36.71 [4] (0:11.90)	0:24.81 [4] (0:12.16)	0:12.65 [7] (0:12.65)	5.91L	-6
8	4	<b>VEGAS KNIGHT</b> Jessica Tzaferis	7	63.4 1000-800	0:11.69 1000-800	0:27.56	0:48.62 [4] (0:11.74)	0:36.88 [3] (0:11.96)	0:24.92 [3] (0:12.31)	0:12.61 [8] (0:12.61)	6.58L	+0
9	5	<b>CASTLEREAGH KID</b> Dom Tourneur	1	62.7 1200-1000	0:11.67 1000-800	0:27.01	0:51.70 [1] (0:11.99)	0:39.71 [2] (0:12.57)	0:27.13 [6] (0:13.05)	0:14.08 [9] (0:14.08)	21.46L	-5

- [ ] Position in running at each section and finish
- #: Saddle cloth number
- :--- No data available at this section
- DNF Did not finish
- NA No data available
- DNT Did not track
- █ Background shading for fastest section

Horse/Jockey Name	GOTTA GO GURU/Taylor Johnstone
Finish Rank	1
Fastest Section Time (Section)	0:11.61 (L400)
Top Speed [km/h] (Section)	64.8 (L1000)
Race State	Finished



### Thomas Farms RC Murray Bridge SA - Professional

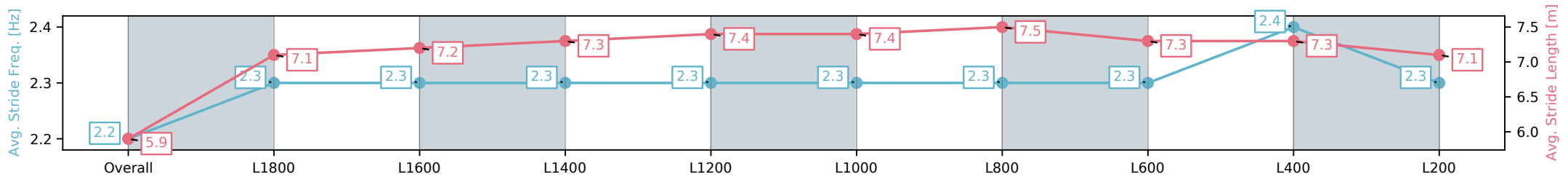
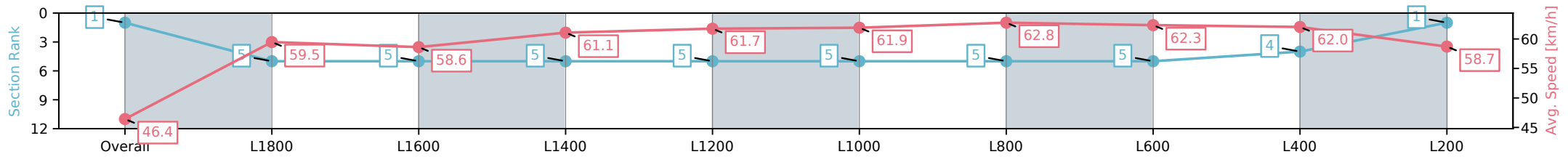
Race 4: Magic Millions Handicap - 2000m

18 January 2025 - 2:13PM

Track Rating: Good 4, Weather: Fine, Rail Position: 3.5m  
800m-400m;2m 400m-WP, 0Rem



Section	Overall	L1800	L1600	L1400	L1200	L1000	L800	L600	L400	L200
Section Times	2:02.55 [1] (0:15.53)	1:47.02 [5] (0:12.25)	1:34.77 [5] (0:12.33)	1:22.44 [5] (0:11.80)	1:10.64 [5] (0:11.67)	0:58.97 [5] (0:11.68)	0:47.29 [5] (0:11.64)	0:35.65 [5] (0:11.76)	0:23.89 [4] (0:11.61)	0:12.28 [1] (0:12.28)
Average Speed [km/h]	46.4	59.5	58.6	61.1	61.7	61.9	62.8	62.3	62.0	58.7
Top Speed [km/h]	59.5	60.7	59.7	62.6	62.4	62.4	64.8	63.4	63.2	60.2
Avg. Dist. to Rail [m]	4.7	2.5	1.5	1.3	1.5	1.1	2.8	4.6	5.3	3.9
Avg. Stride Freq. [Hz]	2.2	2.3	2.3	2.3	2.3	2.3	2.3	2.3	2.4	2.3
Avg. Stride Length [m]	5.9	7.1	7.2	7.3	7.4	7.4	7.5	7.3	7.3	7.1



- [ ] Ranking at each section and finish
- :-:- No data available at this section
- NA No data available

Horse/Jockey Name	THE WESTERN FRONT/Lachlan Neindorf
Finish Rank	2
Fastest Section Time (Section)	0:11.52 (L600)
Top Speed [km/h] (Section)	65.8 (L800)
Race State	Finished



Thomas Farms RC Murray Bridge SA - Professional

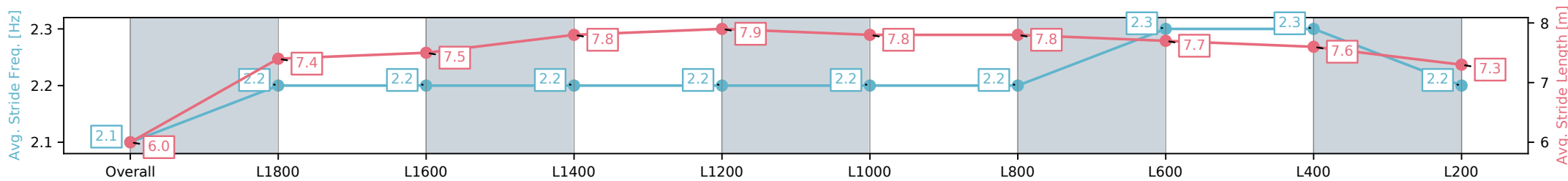
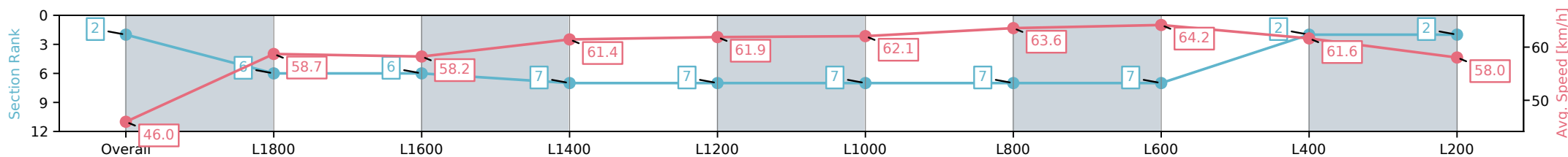
Race 4: Magic Millions Handicap - 2000m

18 January 2025 - 2:13PM

Track Rating: Good 4, Weather: Fine, Rail Position: 3.5m  
800m-400m;2m 400m-WP, 0Rem



Section	Overall	L1800	L1600	L1400	L1200	L1000	L800	L600	L400	L200
Section Times	2:02.67 [2] (0:15.67)	1:47.00 [6] (0:12.41)	1:34.59 [6] (0:12.42)	1:22.17 [7] (0:11.71)	1:10.46 [7] (0:11.67)	0:58.79 [7] (0:11.63)	0:47.16 [7] (0:11.56)	0:35.60 [7] (0:11.52)	0:24.08 [2] (0:11.68)	0:12.40 [2] (0:12.40)
Average Speed [km/h]	46.0	58.7	58.2	61.4	61.9	62.1	63.6	64.2	61.6	58.0
Top Speed [km/h]	59.5	59.9	60.5	62.0	62.5	62.8	65.0	65.8	63.3	59.8
Avg. Dist. to Rail [m]	3.7	2.3	1.8	1.2	1.3	1.0	3.9	6.1	6.0	4.4
Avg. Stride Freq. [Hz]	2.1	2.2	2.2	2.2	2.2	2.2	2.2	2.3	2.3	2.2
Avg. Stride Length [m]	6.0	7.4	7.5	7.8	7.9	7.8	7.8	7.7	7.6	7.3



[ ] Ranking at each section and finish  
 -:-:- No data available at this section  
 NA No data available

Horse/Jockey Name	MAGNETIC EDGE/Todd Pannell
Finish Rank	3
Fastest Section Time (Section)	0:11.50 (L800)
Top Speed [km/h] (Section)	65.2 (L800)
Race State	Finished



### Thomas Farms RC Murray Bridge SA - Professional

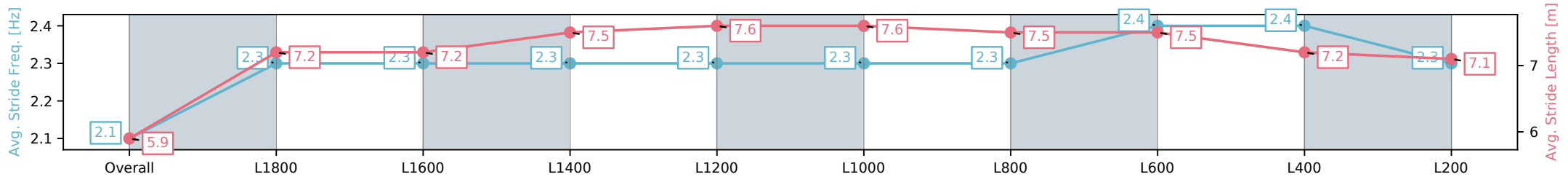
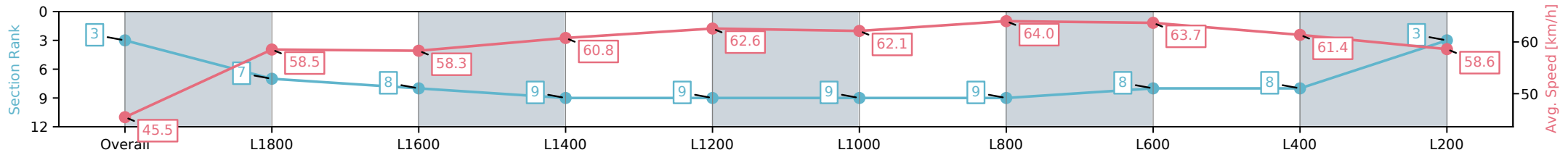
Race 4: Magic Millions Handicap - 2000m

18 January 2025 - 2:13PM

Track Rating: Good 4, Weather: Fine, Rail Position: 3.5m  
800m-400m;2m 400m-WP, 0Rem



Section	Overall	L1800	L1600	L1400	L1200	L1000	L800	L600	L400	L200
Section Times	2:02.86 [3] (0:15.83)	1:47.03 [7] (0:12.41)	1:34.62 [8] (0:12.42)	1:22.20 [9] (0:11.85)	1:10.35 [9] (0:11.54)	0:58.81 [9] (0:11.69)	0:47.12 [9] (0:11.50)	0:35.62 [8] (0:11.61)	0:24.01 [8] (0:11.73)	0:12.28 [3] (0:12.28)
Average Speed [km/h]	45.5	58.5	58.3	60.8	62.6	62.1	64.0	63.7	61.4	58.6
Top Speed [km/h]	57.6	59.0	59.2	62.3	63.2	63.3	64.9	65.2	62.7	60.3
Avg. Dist. to Rail [m]	5.6	2.1	1.5	0.8	1.7	1.9	4.3	6.7	8.0	7.2
Avg. Stride Freq. [Hz]	2.1	2.3	2.3	2.3	2.3	2.3	2.3	2.4	2.4	2.3
Avg. Stride Length [m]	5.9	7.2	7.2	7.5	7.6	7.6	7.5	7.5	7.2	7.1



- [ ] Ranking at each section and finish
- :-:- No data available at this section
- NA No data available

Horse/Jockey Name	YURI ROYALE/Alan Lai
Finish Rank	4
Fastest Section Time (Section)	0:11.62 (L1000)
Top Speed [km/h] (Section)	63.9 (L1200)
Race State	Finished



### Thomas Farms RC Murray Bridge SA - Professional

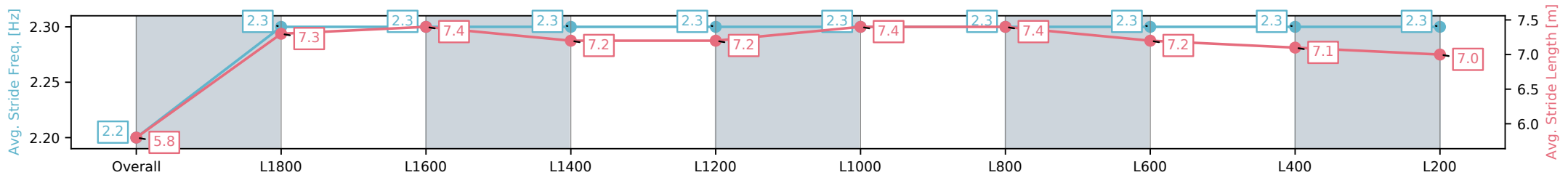
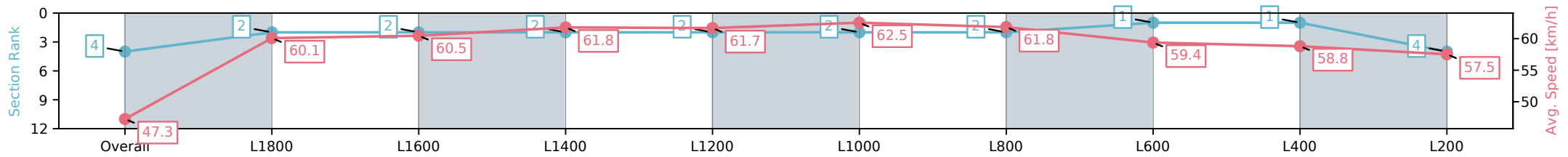
Race 4: Magic Millions Handicap - 2000m

18 January 2025 - 2:13PM

Track Rating: Good 4, Weather: Fine, Rail Position: 3.5m  
800m-400m;2m 400m-WP, 0Rem



Section	Overall	L1800	L1600	L1400	L1200	L1000	L800	L600	L400	L200
Section Times	2:03.13 [4] (0:15.25)	1:47.88 [2] (0:12.04)	1:35.84 [2] (0:11.96)	1:23.88 [2] (0:11.66)	1:12.22 [2] (0:11.70)	1:00.52 [2] (0:11.62)	0:48.90 [2] (0:11.85)	0:37.05 [1] (0:12.28)	0:24.77 [1] (0:12.23)	0:12.54 [4] (0:12.54)
Average Speed [km/h]	47.3	60.1	60.5	61.8	61.7	62.5	61.8	59.4	58.8	57.5
Top Speed [km/h]	60.0	61.1	61.5	62.8	62.3	63.9	63.1	60.8	59.4	58.4
Avg. Dist. to Rail [m]	2.3	1.0	1.8	2.3	2.5	2.0	3.4	3.1	3.0	2.4
Avg. Stride Freq. [Hz]	2.2	2.3	2.3	2.3	2.3	2.3	2.3	2.3	2.3	2.3
Avg. Stride Length [m]	5.8	7.3	7.4	7.2	7.2	7.4	7.4	7.2	7.1	7.0



- [ ] Ranking at each section and finish
- :-:- No data available at this section
- NA No data available

Horse/Jockey Name	THRILL KILL/Margaret Collett
Finish Rank	5
Fastest Section Time (Section)	0:11.51 (L800)
Top Speed [km/h] (Section)	64.3 (L1000)
Race State	Finished



### Thomas Farms RC Murray Bridge SA - Professional

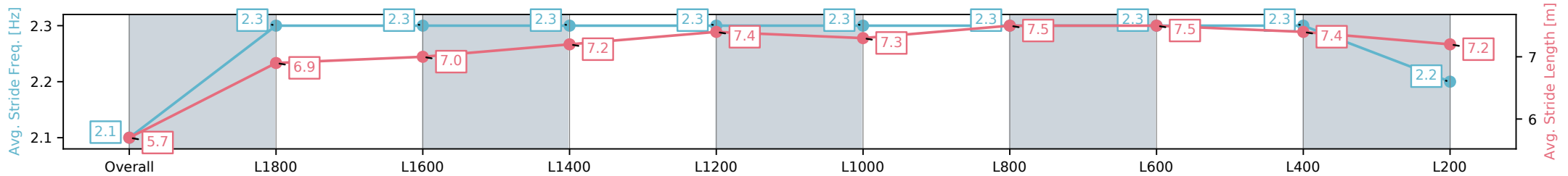
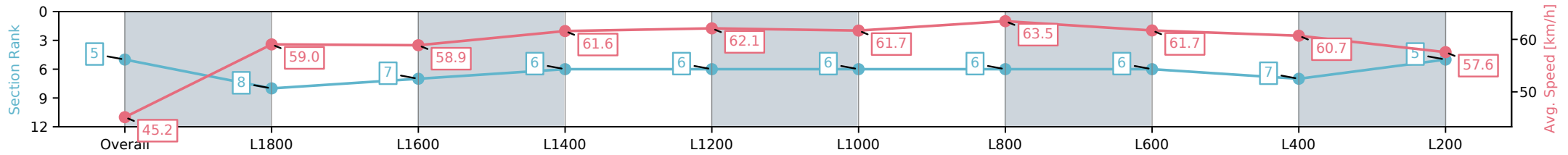
Race 4: Magic Millions Handicap - 2000m

18 January 2025 - 2:13PM

Track Rating: Good 4, Weather: Fine, Rail Position: 3.5m  
800m-400m;2m 400m-WP, 0Rem



Section	Overall	L1800	L1600	L1400	L1200	L1000	L800	L600	L400	L200
Section Times	2:03.17 [5] (0:15.94)	1:47.23 [8] (0:12.23)	1:35.00 [7] (0:12.26)	1:22.74 [6] (0:11.67)	1:11.07 [6] (0:11.62)	0:59.45 [6] (0:11.72)	0:47.73 [6] (0:11.51)	0:36.22 [6] (0:11.86)	0:24.36 [7] (0:11.86)	0:12.50 [5] (0:12.50)
Average Speed [km/h]	45.2	59.0	58.9	61.6	62.1	61.7	63.5	61.7	60.7	57.6
Top Speed [km/h]	58.7	59.3	60.7	62.6	62.7	63.1	64.3	63.4	61.3	59.2
Avg. Dist. to Rail [m]	3.3	0.7	0.9	0.9	1.1	1.2	2.6	4.3	6.1	6.1
Avg. Stride Freq. [Hz]	2.1	2.3	2.3	2.3	2.3	2.3	2.3	2.3	2.3	2.2
Avg. Stride Length [m]	5.7	6.9	7.0	7.2	7.4	7.3	7.5	7.5	7.4	7.2



- [ ] Ranking at each section and finish
- :-:- No data available at this section
- NA No data available

Horse/Jockey Name	COURS VITE/Ben Price
Finish Rank	6
Fastest Section Time (Section)	0:11.55 (L800)
Top Speed [km/h] (Section)	64.2 (L800)
Race State	Finished



### Thomas Farms RC Murray Bridge SA - Professional

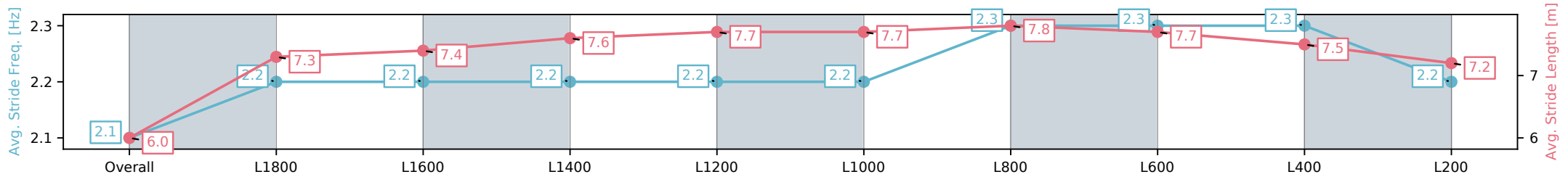
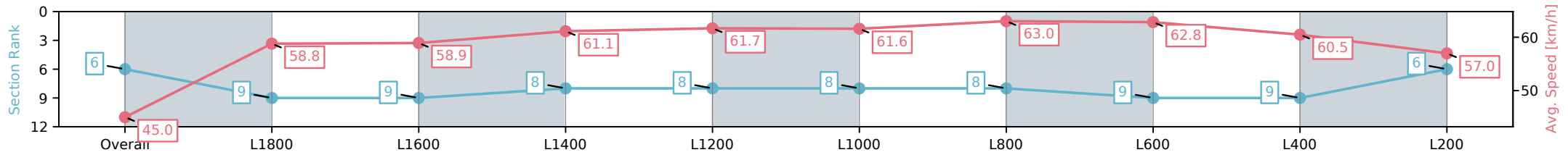
Race 4: Magic Millions Handicap - 2000m

18 January 2025 - 2:13PM

Track Rating: Good 4, Weather: Fine, Rail Position: 3.5m  
800m-400m;2m 400m-WP, 0Rem



Section	Overall	L1800	L1600	L1400	L1200	L1000	L800	L600	L400	L200
Section Times	2:03.45 [6] (0:16.00)	1:47.45 [9] (0:12.30)	1:35.15 [9] (0:12.24)	1:22.91 [8] (0:11.77)	1:11.14 [8] (0:11.70)	0:59.44 [8] (0:11.72)	0:47.72 [8] (0:11.55)	0:36.17 [9] (0:11.63)	0:24.54 [9] (0:11.90)	0:12.64 [6] (0:12.64)
Average Speed [km/h]	45.0	58.8	58.9	61.1	61.7	61.6	63.0	62.8	60.5	57.0
Top Speed [km/h]	59.1	59.9	59.8	62.3	62.4	62.2	64.2	64.2	62.3	58.7
Avg. Dist. to Rail [m]	5.0	1.1	0.5	1.0	1.5	1.1	2.4	3.6	6.4	7.6
Avg. Stride Freq. [Hz]	2.1	2.2	2.2	2.2	2.2	2.2	2.3	2.3	2.3	2.2
Avg. Stride Length [m]	6.0	7.3	7.4	7.6	7.7	7.7	7.8	7.7	7.5	7.2



- [ ] Ranking at each section and finish
- :-:- No data available at this section
- NA No data available



Horse/Jockey Name	WARRANTYTE ROAD/Alana Livesey
Finish Rank	7
Fastest Section Time (Section)	0:11.62 (L1000)
Top Speed [km/h] (Section)	63.5 (L800)
Race State	Finished



### Thomas Farms RC Murray Bridge SA - Professional

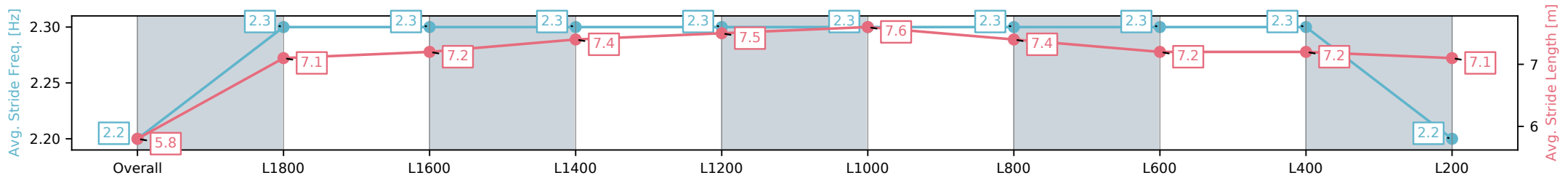
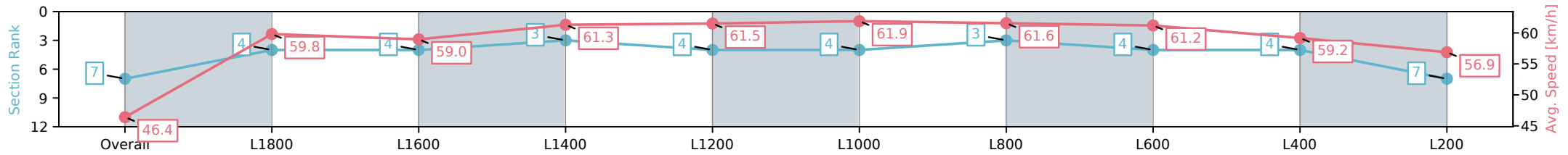
Race 4: Magic Millions Handicap - 2000m

18 January 2025 - 2:13PM

Track Rating: Good 4, Weather: Fine, Rail Position: 3.5m  
800m-400m;2m 400m-WP, 0Rem



Section	Overall	L1800	L1600	L1400	L1200	L1000	L800	L600	L400	L200
Section Times	2:03.47 [7] (0:15.53)	1:47.94 [4] (0:12.07)	1:35.87 [4] (0:12.23)	1:23.64 [3] (0:11.74)	1:11.90 [4] (0:11.73)	1:00.17 [4] (0:11.62)	0:48.55 [3] (0:11.84)	0:36.71 [4] (0:11.90)	0:24.81 [4] (0:12.16)	0:12.65 [7] (0:12.65)
Average Speed [km/h]	46.4	59.8	59.0	61.3	61.5	61.9	61.6	61.2	59.2	56.9
Top Speed [km/h]	60.2	60.3	60.0	62.2	62.0	62.4	62.4	63.5	59.8	58.6
Avg. Dist. to Rail [m]	2.3	0.7	1.2	1.4	1.3	0.8	2.3	3.0	4.4	5.5
Avg. Stride Freq. [Hz]	2.2	2.3	2.3	2.3	2.3	2.3	2.3	2.3	2.3	2.2
Avg. Stride Length [m]	5.8	7.1	7.2	7.4	7.5	7.6	7.4	7.2	7.2	7.1



- [ ] Ranking at each section and finish
- :-:- No data available at this section
- NA No data available

Horse/Jockey Name	VEGAS KNIGHT/Jessica Tzaferis
Finish Rank	8
Fastest Section Time (Section)	0:11.69 (L1000)
Top Speed [km/h] (Section)	63.4 (L1000)
Race State	Finished



### Thomas Farms RC Murray Bridge SA - Professional

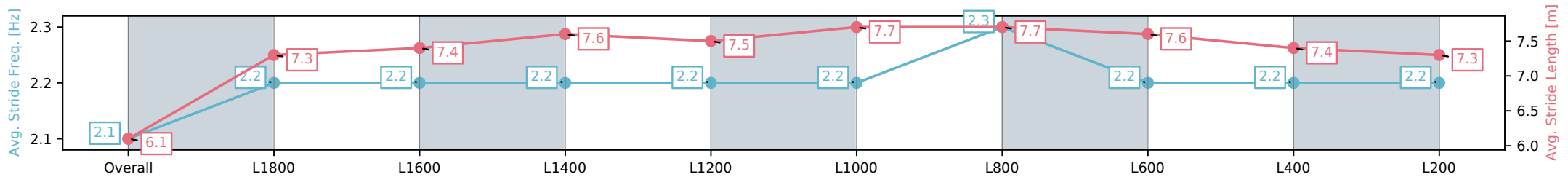
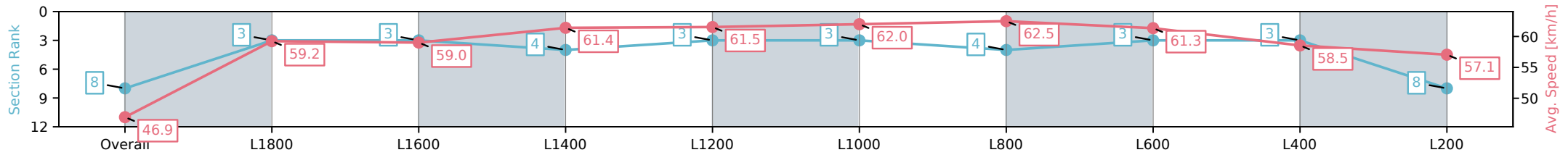
Race 4: Magic Millions Handicap - 2000m

18 January 2025 - 2:13PM

Track Rating: Good 4, Weather: Fine, Rail Position: 3.5m  
800m-400m;2m 400m-WP, 0Rem



Section	Overall	L1800	L1600	L1400	L1200	L1000	L800	L600	L400	L200
Section Times	2:03.57 [8] (0:15.35)	1:48.22 [3] (0:12.22)	1:36.00 [3] (0:12.26)	1:23.74 [4] (0:11.71)	1:12.03 [3] (0:11.72)	1:00.31 [3] (0:11.69)	0:48.62 [4] (0:11.74)	0:36.88 [3] (0:11.96)	0:24.92 [3] (0:12.31)	0:12.61 [8] (0:12.61)
Average Speed [km/h]	46.9	59.2	59.0	61.4	61.5	62.0	62.5	61.3	58.5	57.1
Top Speed [km/h]	59.0	59.9	60.3	62.4	62.0	62.7	63.4	62.8	60.9	58.0
Avg. Dist. to Rail [m]	4.8	1.6	1.2	1.7	2.5	1.4	3.4	5.1	5.5	6.1
Avg. Stride Freq. [Hz]	2.1	2.2	2.2	2.2	2.2	2.2	2.3	2.2	2.2	2.2
Avg. Stride Length [m]	6.1	7.3	7.4	7.6	7.5	7.7	7.7	7.6	7.4	7.3



- [ ] Ranking at each section and finish
- :-:- No data available at this section
- NA No data available

Horse/Jockey Name	CASTLEREAGH KID/Dom Tourneur
Finish Rank	9
Fastest Section Time (Section)	0:11.67 (L1000)
Top Speed [km/h] (Section)	62.7 (L1200)
Race State	Finished



### Thomas Farms RC Murray Bridge SA - Professional

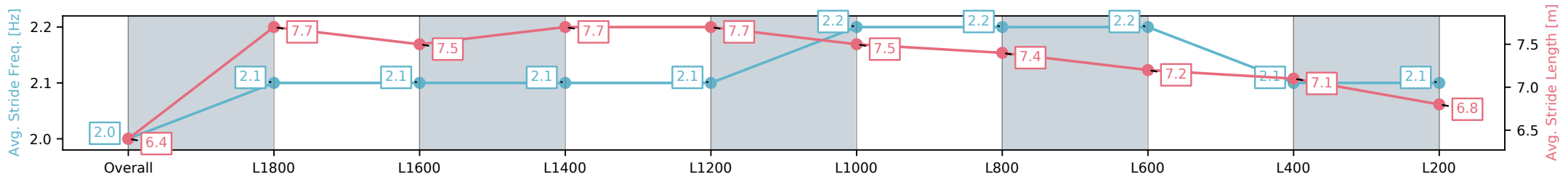
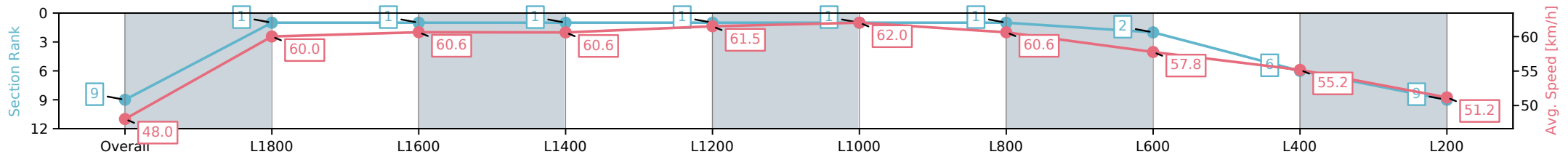
Race 4: Magic Millions Handicap - 2000m

18 January 2025 - 2:13PM

Track Rating: Good 4, Weather: Fine, Rail Position: 3.5m  
800m-400m;2m 400m-WP, 0Rem



Section	Overall	L1800	L1600	L1400	L1200	L1000	L800	L600	L400	L200
Section Times	2:05.88 [9] (0:15.00)	1:50.88 [1] (0:12.01)	1:38.87 [1] (0:11.91)	1:26.96 [1] (0:11.87)	1:15.09 [1] (0:11.72)	1:03.37 [1] (0:11.67)	0:51.70 [1] (0:11.99)	0:39.71 [2] (0:12.57)	0:27.13 [6] (0:13.05)	0:14.08 [9] (0:14.08)
Average Speed [km/h]	48.0	60.0	60.6	60.6	61.5	62.0	60.6	57.8	55.2	51.2
Top Speed [km/h]	60.5	60.5	61.6	61.1	62.0	62.7	62.5	58.7	56.3	53.7
Avg. Dist. to Rail [m]	1.6	0.5	0.9	1.1	1.4	1.1	2.3	2.1	3.5	3.3
Avg. Stride Freq. [Hz]	2.0	2.1	2.1	2.1	2.1	2.2	2.2	2.2	2.1	2.1
Avg. Stride Length [m]	6.4	7.7	7.5	7.5	7.7	7.5	7.4	7.2	7.1	6.8



- [ ] Ranking at each section and finish
- :-:- No data available at this section
- NA No data available