



RACINGSA

Thomas Farms RC Murray Bridge SA
Race 3: Fred Vella Tyre & Crash Repair Maiden Plate - 1200m
18 January 2025 - 1:38PM



Murray Bridge
Racing Club

Track Rating: Good 4, Weather: Fine, Rail Position: 3.5m 800m-400m;2m 400m-WP, 0 Rem

Table with columns: Section, Field Times, Position, #, Horse/Jockey, Barrier, Top Speed [km/h], Fastest Section, First 400m, Overall, L1000, L800, L600, L400, L200, Margin, Distance Travelled From Winner [m]. Rows include BLANC VISAGE, NOVELA, KISS AND KABOOM, LAYIN' UP, THE INDIGO FALCON, COLLATED, RIKKI RIKKARDO, IDRACOWRA, EXCELAOT, SHINOHARA.

Scratched: Aramoso (#1), Unplanned Revolt (#7)

Report Created: Sat 18 January 2025 14:30:52 GMT+11 (Note: Timing is based on positional data)

- [] Position in running at each section and finish
Saddle cloth number
-:-:- No data available at this section
DNF Did not finish
NA No data available
DNT Did not track
Background shading for fastest section



RACINGSA

Thomas Farms RC Murray Bridge SA
Race 3: Fred Vella Tyre & Crash Repair Maiden Plate - 1200m
18 January 2025 - 1:38PM



Murray Bridge
Racing Club

Track Rating: Good 4, Weather: Fine, Rail Position: 3.5m 800m-400m;2m 400m-WP, 0 Rem

Section Field Times							Overall	L1000	L800	L600	L400	L200		
							1:09.59 (0:13.61)	0:55.98 (0:10.46)	0:45.52 (0:11.00)	0:34.52 (0:11.28)	0:23.23 (0:11.28)	0:11.96 (0:11.96)		
Position	#	Horse/Jockey	Barrier	Top Speed [km/h]	Fastest Section	First 400m						Margin	Distance Travelled From Winner [m]	
11	4	GIRAFFE	11	67.6	0:10.76	0:24.75	1:12.22	0:58.23 [7]	0:47.47 [11]	0:36.29 [11]	0:24.42 [11]	0:12.63 [11]	16.97L	+4
		Taylor Johnstone		1000-800	1000-800		(0:13.99)	(0:10.76)	(0:11.18)	(0:11.87)	(0:11.79)	(0:12.63)		
12	5	KUDO	10	68.2	0:10.69	0:24.95	1:12.34	0:58.08 [12]	0:47.39 [12]	0:36.05 [12]	0:24.17 [12]	0:12.54 [12]	17.72L	+3
		Justin Potter		1200-1000	1000-800		(0:14.26)	(0:10.69)	(0:11.34)	(0:11.88)	(0:11.63)	(0:12.54)		

Scratched: Aramoso (#1), Unplanned Revolt (#7)

- [] Position in running at each section and finish
- #: Saddle cloth number
- :--- No data available at this section
- DNF Did not finish
- NA No data available
- DNT Did not track
- █ Background shading for fastest section

Horse/Jockey Name	BLANC VISAGE/Dom Tourneur
Finish Rank	1
Fastest Section Time (Section)	0:10.54 (L1000)
Top Speed [km/h] (Section)	69.5 (Overall)
Race State	Finished



Thomas Farms RC Murray Bridge SA - Professional

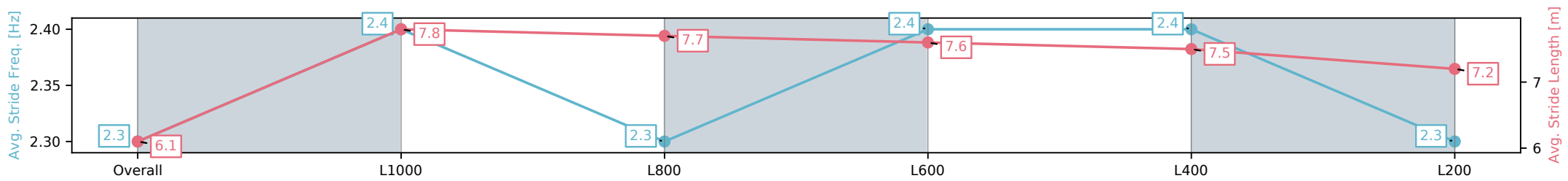
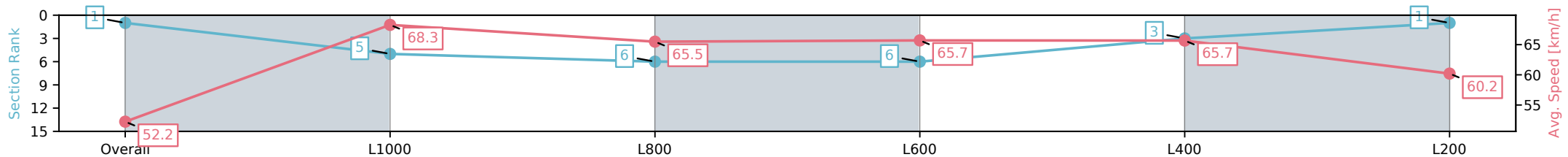
Race 3: Fred Vella Tyre & Crash Repair Maiden Plate - 1200m

18 January 2025 - 1:38PM

Track Rating: Good 4, Weather: Fine, Rail Position: 3.5m
800m-400m;2m 400m-WP, 0 Rem



Section	Overall	L1000	L800	L600	L400	L200
Section Times	1:09.59 [1] (0:13.80)	0:55.79 [5] (0:10.54)	0:45.25 [6] (0:11.18)	0:34.07 [6] (0:11.14)	0:22.93 [3] (0:10.97)	0:11.96 [1] (0:11.96)
Average Speed [km/h]	52.2	68.3	65.5	65.7	65.7	60.2
Top Speed [km/h]	67.3	69.5	67.5	67.8	68.1	63.7
Avg. Dist. to Rail [m]	4.2	1.0	3.7	4.5	6.2	7.6
Avg. Stride Freq. [Hz]	2.3	2.4	2.3	2.4	2.4	2.3
Avg. Stride Length [m]	6.1	7.8	7.7	7.6	7.5	7.2



[] Ranking at each section and finish
 -:-:- No data available at this section
 NA No data available

Horse/Jockey Name	NOVELA/Todd Pannell
Finish Rank	2
Fastest Section Time (Section)	0:10.51 (L1000)
Top Speed [km/h] (Section)	69.9 (Overall)
Race State	Finished



Thomas Farms RC Murray Bridge SA - Professional

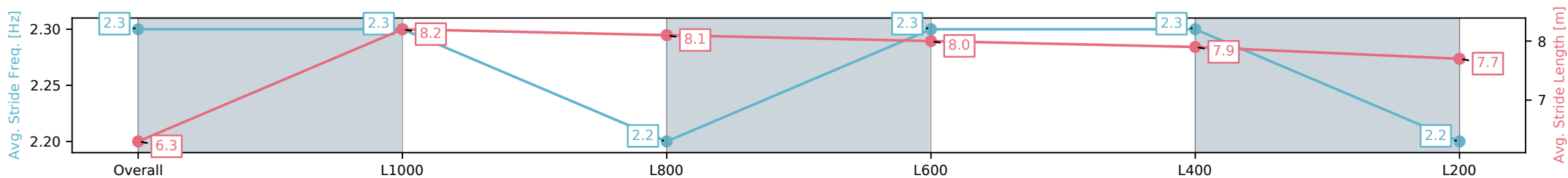
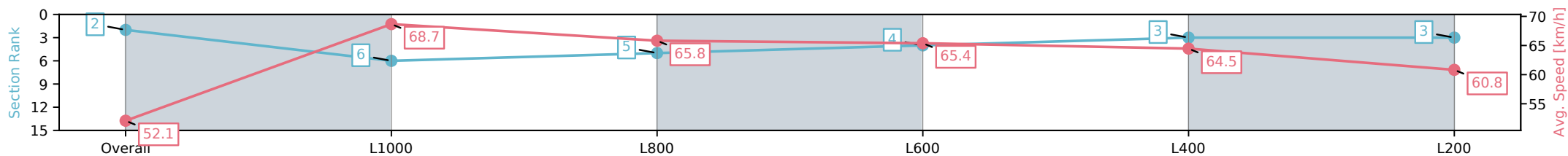
Race 3: Fred Vella Tyre & Crash Repair Maiden Plate - 1200m

18 January 2025 - 1:38PM

Track Rating: Good 4, Weather: Fine, Rail Position: 3.5m
800m-400m;2m 400m-WP, 0 Rem



Section	Overall	L1000	L800	L600	L400	L200
Section Times	1:09.66 [2] (0:13.81)	0:55.85 [6] (0:10.51)	0:45.34 [5] (0:11.10)	0:34.24 [4] (0:11.24)	0:23.00 [3] (0:11.17)	0:11.83 [3] (0:11.83)
Average Speed [km/h]	52.1	68.7	65.8	65.4	64.5	60.8
Top Speed [km/h]	68.3	69.9	67.7	66.4	66.0	62.4
Avg. Dist. to Rail [m]	6.1	2.9	4.0	5.3	9.6	10.5
Avg. Stride Freq. [Hz]	2.3	2.3	2.2	2.3	2.3	2.2
Avg. Stride Length [m]	6.3	8.2	8.1	8.0	7.9	7.7



- [] Ranking at each section and finish
- :-:- No data available at this section
- NA No data available

Horse/Jockey Name	KISS AND KABOOM/Teagan Voorham
Finish Rank	3
Fastest Section Time (Section)	0:10.59 (L1000)
Top Speed [km/h] (Section)	68.7 (Overall)
Race State	Finished



Thomas Farms RC Murray Bridge SA - Professional

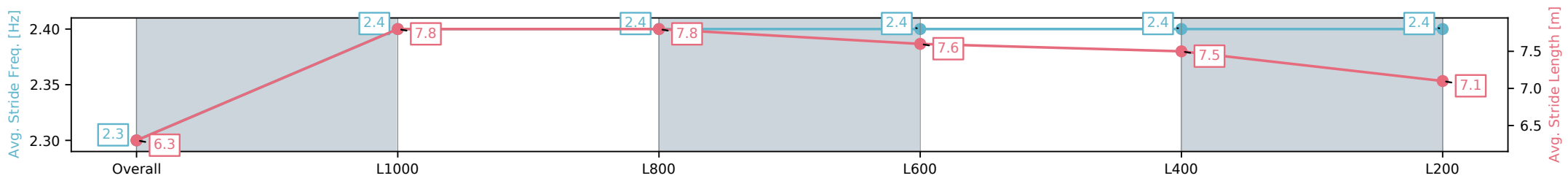
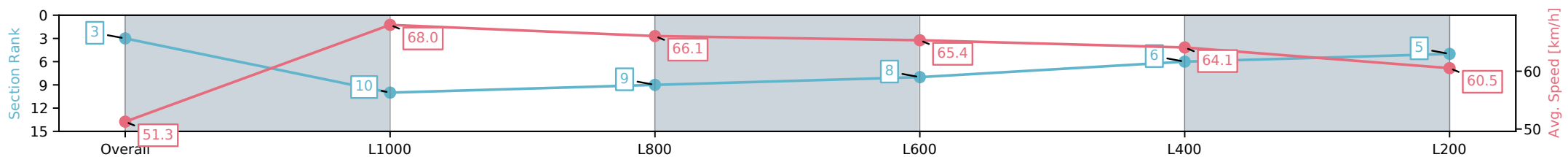
Race 3: Fred Vella Tyre & Crash Repair Maiden Plate - 1200m

18 January 2025 - 1:38PM

Track Rating: Good 4, Weather: Fine, Rail Position: 3.5m
800m-400m;2m 400m-WP, 0 Rem



Section	Overall	L1000	L800	L600	L400	L200
Section Times	1:09.91 [3] (0:14.05)	0:55.86 [10] (0:10.59)	0:45.27 [9] (0:10.97)	0:34.30 [8] (0:11.18)	0:23.12 [6] (0:11.23)	0:11.89 [5] (0:11.89)
Average Speed [km/h]	51.3	68.0	66.1	65.4	64.1	60.5
Top Speed [km/h]	66.9	68.7	68.6	66.6	65.5	62.4
Avg. Dist. to Rail [m]	1.5	1.1	1.7	4.1	8.8	6.8
Avg. Stride Freq. [Hz]	2.3	2.4	2.4	2.4	2.4	2.4
Avg. Stride Length [m]	6.3	7.8	7.8	7.6	7.5	7.1



- [] Ranking at each section and finish
- :-:- No data available at this section
- NA No data available

Horse/Jockey Name	LAYIN' UP/Kayla Crowther
Finish Rank	4
Fastest Section Time (Section)	0:10.44 (L1000)
Top Speed [km/h] (Section)	70.0 (Overall)
Race State	Finished



Thomas Farms RC Murray Bridge SA - Professional

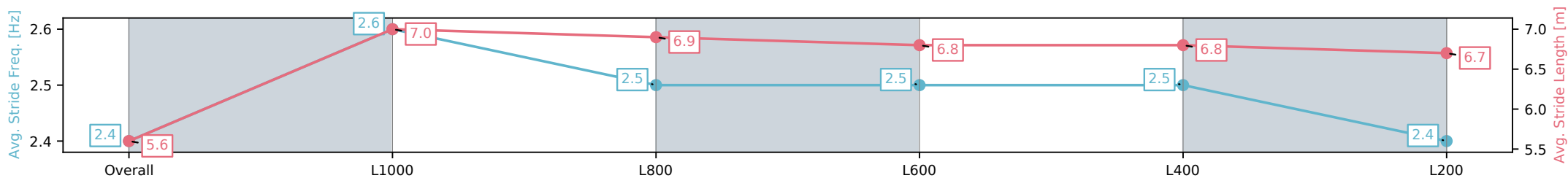
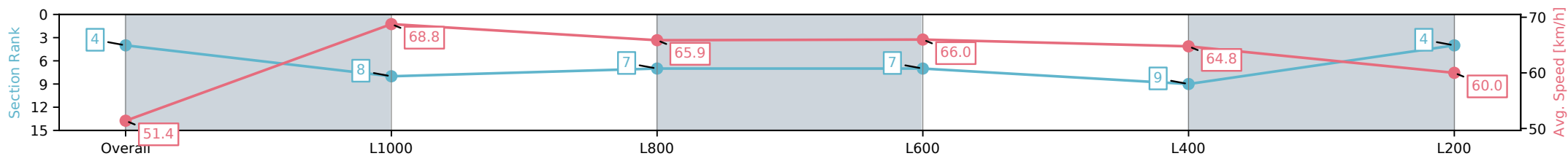
Race 3: Fred Vella Tyre & Crash Repair Maiden Plate - 1200m

18 January 2025 - 1:38PM

Track Rating: Good 4, Weather: Fine, Rail Position: 3.5m
800m-400m;2m 400m-WP, 0 Rem



Section	Overall	L1000	L800	L600	L400	L200
Section Times	1:09.96 [4] (0:14.03)	0:55.93 [8] (0:10.44)	0:45.49 [7] (0:11.11)	0:34.38 [7] (0:11.26)	0:23.12 [9] (0:11.10)	0:12.02 [4] (0:12.02)
Average Speed [km/h]	51.4	68.8	65.9	66.0	64.8	60.0
Top Speed [km/h]	68.3	70.0	68.0	67.4	67.4	62.6
Avg. Dist. to Rail [m]	5.2	1.6	3.4	7.5	14.1	16.5
Avg. Stride Freq. [Hz]	2.4	2.6	2.5	2.5	2.5	2.4
Avg. Stride Length [m]	5.6	7.0	6.9	6.8	6.8	6.7



- [] Ranking at each section and finish
- :-:- No data available at this section
- NA No data available

Horse/Jockey Name	THE INDIGO FALCON/Alan Lai
Finish Rank	5
Fastest Section Time (Section)	0:10.40 (L1000)
Top Speed [km/h] (Section)	70.5 (Overall)
Race State	Finished



Thomas Farms RC Murray Bridge SA - Professional

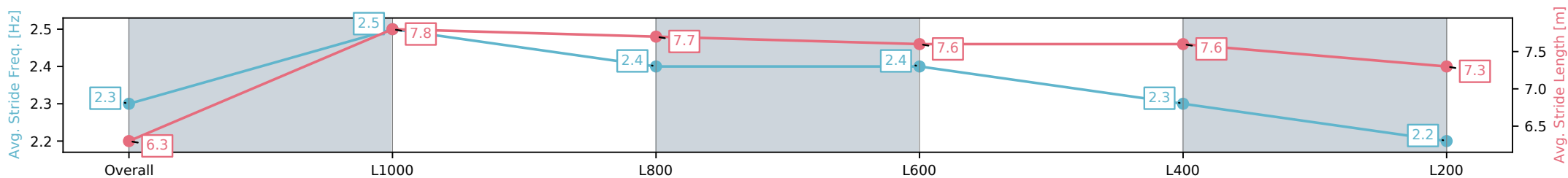
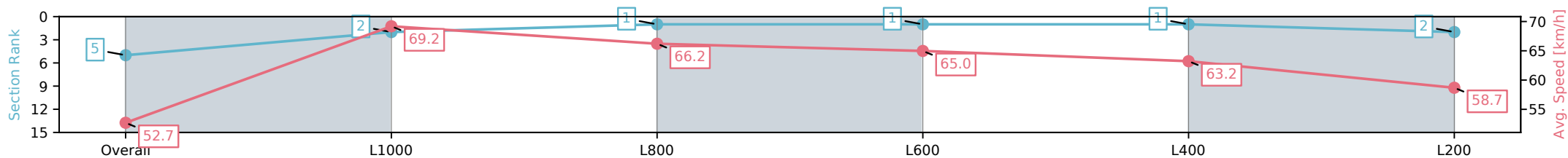
Race 3: Fred Vella Tyre & Crash Repair Maiden Plate - 1200m

18 January 2025 - 1:38PM

Track Rating: Good 4, Weather: Fine, Rail Position: 3.5m
800m-400m;2m 400m-WP, 0 Rem



Section	Overall	L1000	L800	L600	L400	L200
Section Times	1:10.02 [5] (0:13.67)	0:56.35 [2] (0:10.40)	0:45.95 [1] (0:11.00)	0:34.95 [1] (0:11.28)	0:23.67 [1] (0:11.40)	0:12.27 [2] (0:12.27)
Average Speed [km/h]	52.7	69.2	66.2	65.0	63.2	58.7
Top Speed [km/h]	69.6	70.5	68.3	66.3	64.8	61.5
Avg. Dist. to Rail [m]	3.7	1.8	3.0	4.8	9.2	10.4
Avg. Stride Freq. [Hz]	2.3	2.5	2.4	2.4	2.3	2.2
Avg. Stride Length [m]	6.3	7.8	7.7	7.6	7.6	7.3



[] Ranking at each section and finish
 -:-:- No data available at this section
 NA No data available

Horse/Jockey Name	COLLATED/Jessica Tzaferis
Finish Rank	6
Fastest Section Time (Section)	0:10.53 (L1000)
Top Speed [km/h] (Section)	69.6 (Overall)
Race State	Finished



Thomas Farms RC Murray Bridge SA - Professional

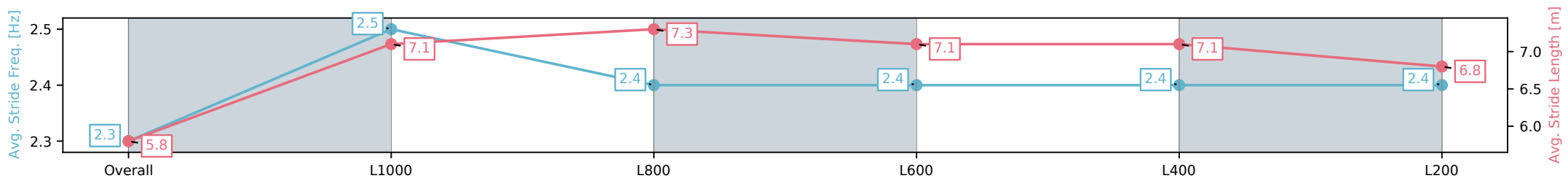
Race 3: Fred Vella Tyre & Crash Repair Maiden Plate - 1200m

18 January 2025 - 1:38PM

Track Rating: Good 4, Weather: Fine, Rail Position: 3.5m
800m-400m;2m 400m-WP, 0 Rem



Section	Overall	L1000	L800	L600	L400	L200
Section Times	1:10.05 [6] (0:14.22)	0:55.83 [11] (0:10.53)	0:45.30 [10] (0:11.09)	0:34.21 [10] (0:11.36)	0:22.85 [10] (0:11.05)	0:11.80 [9] (0:11.80)
Average Speed [km/h]	50.6	68.3	65.9	64.9	65.1	61.1
Top Speed [km/h]	68.0	69.6	68.6	65.7	66.4	63.8
Avg. Dist. to Rail [m]	7.1	2.7	4.0	6.0	12.0	14.6
Avg. Stride Freq. [Hz]	2.3	2.5	2.4	2.4	2.4	2.4
Avg. Stride Length [m]	5.8	7.1	7.3	7.1	7.1	6.8



[] Ranking at each section and finish
 -:-:- No data available at this section
 NA No data available

Horse/Jockey Name	RIKKI RIKKARDO/Manoel Nunes
Finish Rank	7
Fastest Section Time (Section)	0:10.63 (L1000)
Top Speed [km/h] (Section)	70.3 (Overall)
Race State	Finished



Thomas Farms RC Murray Bridge SA - Professional

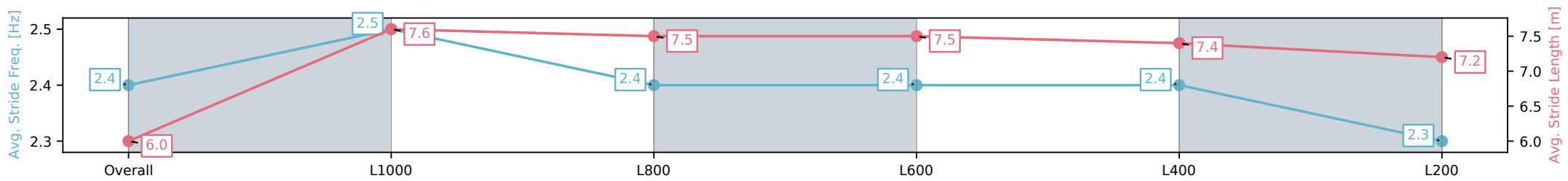
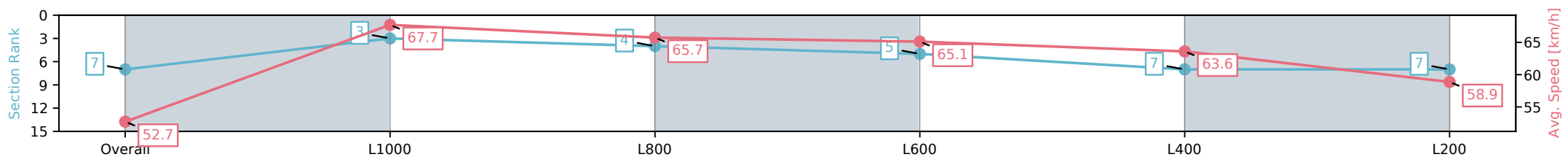
Race 3: Fred Vella Tyre & Crash Repair Maiden Plate - 1200m

18 January 2025 - 1:38PM

Track Rating: Good 4, Weather: Fine, Rail Position: 3.5m
800m-400m;2m 400m-WP, 0 Rem



Section	Overall	L1000	L800	L600	L400	L200
Section Times	1:10.35 [7] (0:13.67)	0:56.68 [3] (0:10.63)	0:46.05 [4] (0:11.15)	0:34.90 [5] (0:11.34)	0:23.56 [7] (0:11.32)	0:12.24 [7] (0:12.24)
Average Speed [km/h]	52.7	67.7	65.7	65.1	63.6	58.9
Top Speed [km/h]	68.9	70.3	67.7	66.8	66.7	61.9
Avg. Dist. to Rail [m]	7.2	4.0	4.5	6.7	10.5	11.4
Avg. Stride Freq. [Hz]	2.4	2.5	2.4	2.4	2.4	2.3
Avg. Stride Length [m]	6.0	7.6	7.5	7.5	7.4	7.2



[] Ranking at each section and finish
 -:-:- No data available at this section
 NA No data available

Horse/Jockey Name	IDRACOWRA/Alana Livesey
Finish Rank	8
Fastest Section Time (Section)	0:10.57 (L1000)
Top Speed [km/h] (Section)	69.0 (Overall)
Race State	Finished



Thomas Farms RC Murray Bridge SA - Professional

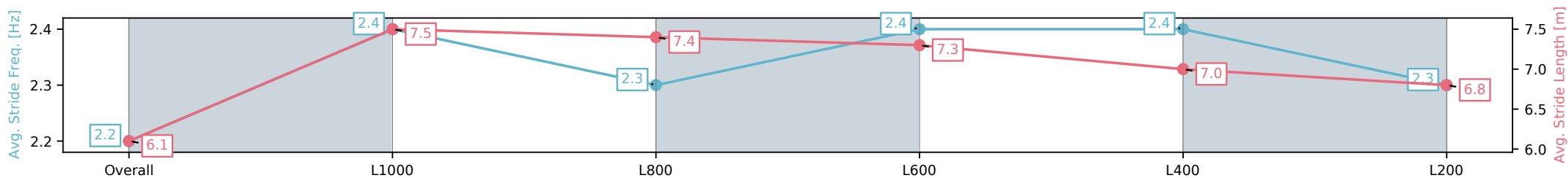
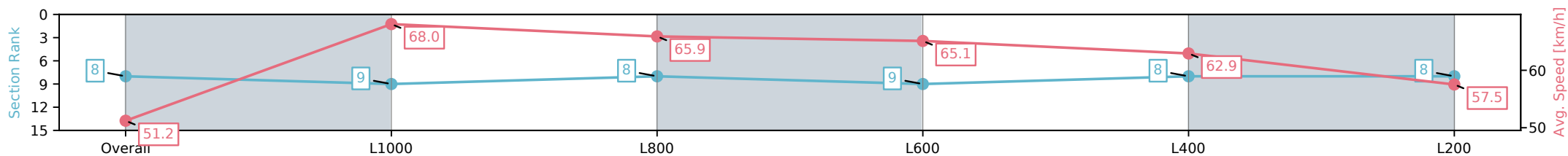
Race 3: Fred Vella Tyre & Crash Repair Maiden Plate - 1200m

18 January 2025 - 1:38PM

Track Rating: Good 4, Weather: Fine, Rail Position: 3.5m
800m-400m;2m 400m-WP, 0 Rem



Section	Overall	L1000	L800	L600	L400	L200
Section Times	1:10.75 [8] (0:14.04)	0:56.71 [9] (0:10.57)	0:46.13 [8] (0:11.00)	0:35.13 [9] (0:11.18)	0:23.95 [8] (0:11.44)	0:12.51 [8] (0:12.51)
Average Speed [km/h]	51.2	68.0	65.9	65.1	62.9	57.5
Top Speed [km/h]	67.5	69.0	67.1	66.3	65.1	60.2
Avg. Dist. to Rail [m]	1.6	1.1	1.3	2.8	5.4	7.1
Avg. Stride Freq. [Hz]	2.2	2.4	2.3	2.4	2.4	2.3
Avg. Stride Length [m]	6.1	7.5	7.4	7.3	7.0	6.8



- [] Ranking at each section and finish
- :-:- No data available at this section
- NA No data available

Horse/Jockey Name	EXCELAOT/Jake Toeroek
Finish Rank	9
Fastest Section Time (Section)	0:10.54 (L1000)
Top Speed [km/h] (Section)	69.5 (Overall)
Race State	Finished



Thomas Farms RC Murray Bridge SA - Professional

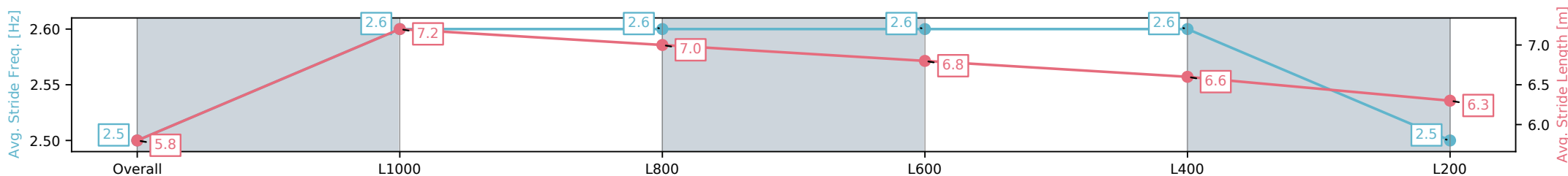
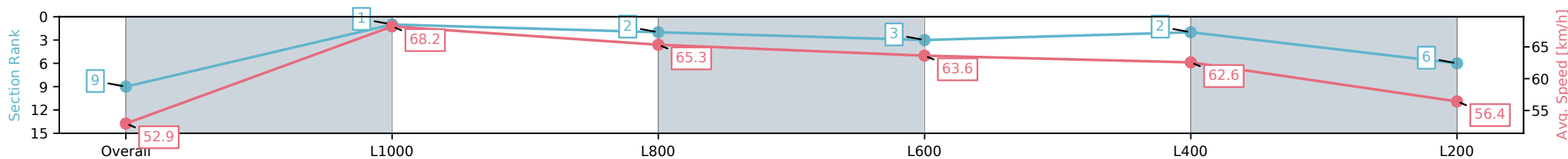
Race 3: Fred Vella Tyre & Crash Repair Maiden Plate - 1200m

18 January 2025 - 1:38PM

Track Rating: Good 4, Weather: Fine, Rail Position: 3.5m
800m-400m;2m 400m-WP, 0 Rem



Section	Overall	L1000	L800	L600	L400	L200
Section Times	1:10.78 [9] (0:13.61)	0:57.17 [1] (0:10.54)	0:46.63 [2] (0:11.12)	0:35.51 [3] (0:11.24)	0:24.27 [2] (0:11.53)	0:12.74 [6] (0:12.74)
Average Speed [km/h]	52.9	68.2	65.3	63.6	62.6	56.4
Top Speed [km/h]	68.5	69.5	68.0	65.4	63.8	60.1
Avg. Dist. to Rail [m]	1.2	1.6	1.7	1.5	1.1	2.1
Avg. Stride Freq. [Hz]	2.5	2.6	2.6	2.6	2.6	2.5
Avg. Stride Length [m]	5.8	7.2	7.0	6.8	6.6	6.3



- [] Ranking at each section and finish
- :-:- No data available at this section
- NA No data available

Horse/Jockey Name	SHINOHARA/Zoe Lloyd
Finish Rank	10
Fastest Section Time (Section)	0:10.45 (L1000)
Top Speed [km/h] (Section)	70.0 (Overall)
Race State	Finished



Thomas Farms RC Murray Bridge SA - Professional

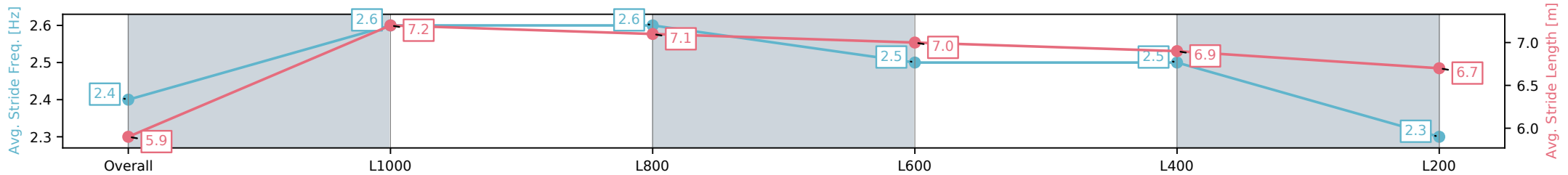
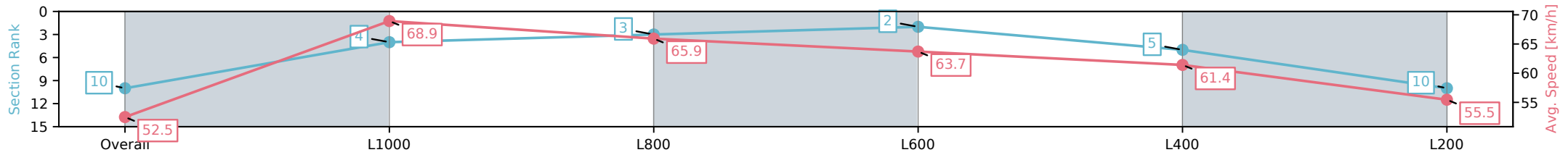
Race 3: Fred Vella Tyre & Crash Repair Maiden Plate - 1200m

18 January 2025 - 1:38PM

Track Rating: Good 4, Weather: Fine, Rail Position: 3.5m
800m-400m;2m 400m-WP, 0 Rem



Section	Overall	L1000	L800	L600	L400	L200
Section Times	1:11.42 [10] (0:13.72)	0:57.70 [4] (0:10.45)	0:47.25 [3] (0:11.06)	0:36.19 [2] (0:11.47)	0:24.72 [5] (0:11.71)	0:13.01 [10] (0:13.01)
Average Speed [km/h]	52.5	68.9	65.9	63.7	61.4	55.5
Top Speed [km/h]	70.0	70.0	67.8	64.1	63.5	58.9
Avg. Dist. to Rail [m]	9.6	4.9	3.6	4.0	7.4	9.6
Avg. Stride Freq. [Hz]	2.4	2.6	2.6	2.5	2.5	2.3
Avg. Stride Length [m]	5.9	7.2	7.1	7.0	6.9	6.7



- [] Ranking at each section and finish
- :-:- No data available at this section
- NA No data available

Horse/Jockey Name	GIRAFFE/Taylor Johnstone
Finish Rank	11
Fastest Section Time (Section)	0:10.76 (L1000)
Top Speed [km/h] (Section)	67.6 (L1000)
Race State	Finished



Thomas Farms RC Murray Bridge SA - Professional

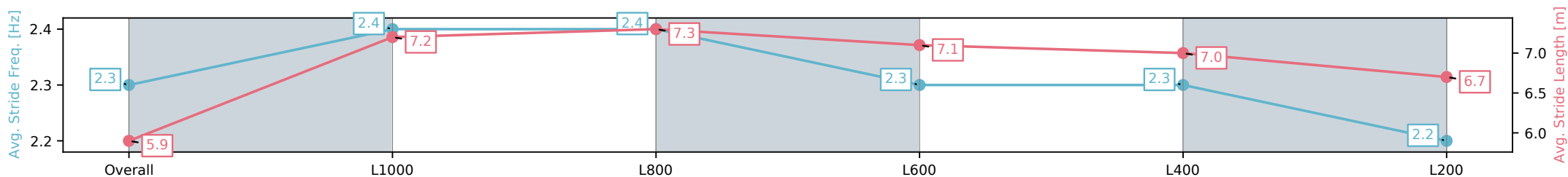
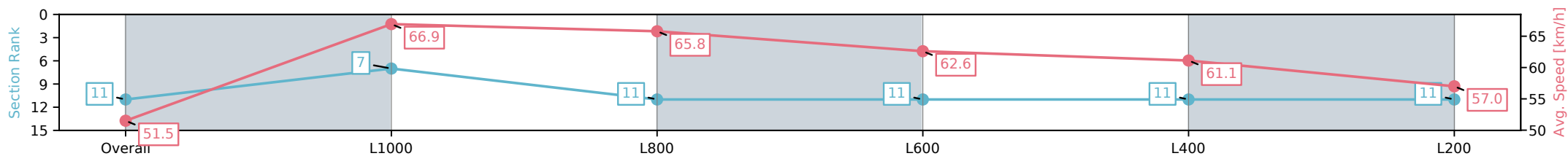
Race 3: Fred Vella Tyre & Crash Repair Maiden Plate - 1200m

18 January 2025 - 1:38PM

Track Rating: Good 4, Weather: Fine, Rail Position: 3.5m
800m-400m;2m 400m-WP, 0 Rem



Section	Overall	L1000	L800	L600	L400	L200
Section Times	1:12.22 [11] (0:13.99)	0:58.23 [7] (0:10.76)	0:47.47 [11] (0:11.18)	0:36.29 [11] (0:11.87)	0:24.42 [11] (0:11.79)	0:12.63 [11] (0:12.63)
Average Speed [km/h]	51.5	66.9	65.8	62.6	61.1	57.0
Top Speed [km/h]	67.2	67.5	67.6	63.7	62.8	58.9
Avg. Dist. to Rail [m]	8.6	3.6	5.2	8.3	10.8	12.4
Avg. Stride Freq. [Hz]	2.3	2.4	2.4	2.3	2.3	2.2
Avg. Stride Length [m]	5.9	7.2	7.3	7.1	7.0	6.7



- [] Ranking at each section and finish
- :-:- No data available at this section
- NA No data available

Horse/Jockey Name	KUDO/Justin Potter
Finish Rank	12
Fastest Section Time (Section)	0:10.69 (L1000)
Top Speed [km/h] (Section)	68.2 (Overall)
Race State	Finished



Thomas Farms RC Murray Bridge SA - Professional

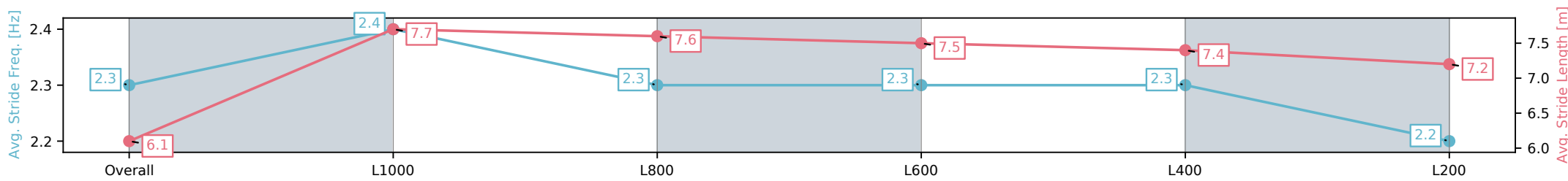
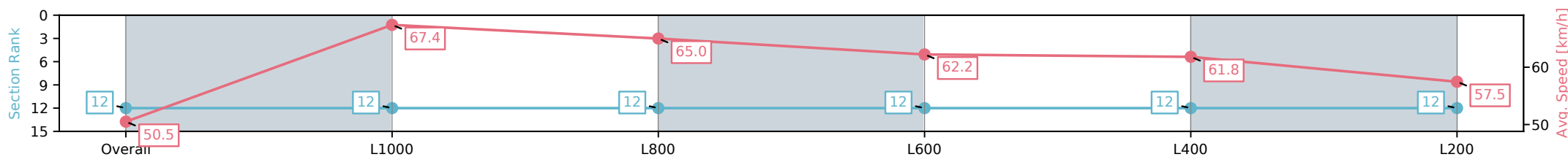
Race 3: Fred Vella Tyre & Crash Repair Maiden Plate - 1200m

18 January 2025 - 1:38PM

Track Rating: Good 4, Weather: Fine, Rail Position: 3.5m
800m-400m;2m 400m-WP, 0 Rem



Section	Overall	L1000	L800	L600	L400	L200
Section Times	1:12.34 [12] (0:14.26)	0:58.08 [12] (0:10.69)	0:47.39 [12] (0:11.34)	0:36.05 [12] (0:11.88)	0:24.17 [12] (0:11.63)	0:12.54 [12] (0:12.54)
Average Speed [km/h]	50.5	67.4	65.0	62.2	61.8	57.5
Top Speed [km/h]	67.5	68.2	67.9	63.5	63.5	60.1
Avg. Dist. to Rail [m]	8.9	4.7	6.5	6.6	9.3	10.7
Avg. Stride Freq. [Hz]	2.3	2.4	2.3	2.3	2.3	2.2
Avg. Stride Length [m]	6.1	7.7	7.6	7.5	7.4	7.2



- [] Ranking at each section and finish
- :-:- No data available at this section
- NA No data available