



RACINGSA

Thomas Farms RC Murray Bridge SA
Race 2: Sportsbet Same Race Multi Handicap - 1400m
18 January 2025 - 1:02PM



Murray Bridge
Racing Club

Track Rating: Good 4, Weather: Fine, Rail Position: 3.5m 800m-400m;2m 400m-WP, 0 Rem

Table with columns: Section, Field Times, Position, #, Horse/Jockey, Barrier, Top Speed [km/h], Fastest Section, First 400m, Overall, L1200, L1000, L800, L600, L400, Distance Travelled From Winner [m]. Rows include horses like FLYING MIKKI, STRUCK BY, DIVINE FIRE, HEADPHONES, SAXON KING, LI'L HANK, and RED SEQUOIA.

Scratched: Silent Surrente (#1)

- [] Position in running at each section and finish
Saddle cloth number
-:-:- No data available at this section
DNF Did not finish
NA No data available
DNT Did not track
[] Background shading for fastest section



RACINGSA

Thomas Farms RC Murray Bridge SA

Race 2: Sportsbet Same Race Multi Handicap - 1400m

18 January 2025 - 1:02PM



Murray Bridge
Racing Club

Track Rating: Good 4, Weather: Fine, Rail Position: 3.5m 800m-400m;2m 400m-WP, 0 Rem

Section

Field Times

L200

0:12.09

(0:12.09)

Position	#	Horse/Jockey	Barrier	Top Speed [km/h]	Fastest Section	First 400m	Margin						Distance Travelled From Winner [m]
1	3	FLYING MIKKI Jessica Tzaferis	4	67.2 600-400	0:11.07 400-200	0:25.73	0:11.54 [4] (0:11.54)	1:22.55					
2	2	STRUCK BY Taylor Johnstone	2	66.4 1400-1200	0:10.98 1200-1000	0:25.04	0:12.10 [1] (0:12.10)	0.01L					-1
3	5	DIVINE FIRE Lachlan Neindorf	7	66.8 1400-1200	0:10.94 1200-1000	0:25.06	0:12.24 [2] (0:12.24)	1.45L					+1
4	6	HEADPHONES Ben Price	5	67.1 1400-1200	0:10.99 1200-1000	0:25.24	0:12.12 [3] (0:12.12)	2.99L					+0
5	4	SAXON KING Jake Toeroek	3	66.3 1400-1200	0:11.04 1200-1000	0:25.38	0:12.38 [5] (0:12.38)	6.5L					+2
6	7	LI'L HANK Justin Potter	1	66.4 1400-1200	0:10.99 1200-1000	0:25.37	0:12.31 [6] (0:12.31)	7.24L					+1
7	8	RED SEQUOIA Alana Livesey	6	67.0 1400-1200	0:11.06 1200-1000	0:26.00	0:11.89 [7] (0:11.89)	7.75L					-3

Scratched: Silent Surrente (#1)

- [] Position in running at each section and finish
- #: Saddle cloth number
- :-:-- No data available at this section
- DNF Did not finish
- NA No data available
- DNT Did not track
- █ Background shading for fastest section

Horse/Jockey Name	FLYING MIKKI/Jessica Tzaferis
Finish Rank	1
Fastest Section Time (Section)	0:11.07 (L400)
Top Speed [km/h] (Section)	67.2 (L600)
Race State	Finished



Thomas Farms RC Murray Bridge SA - Professional

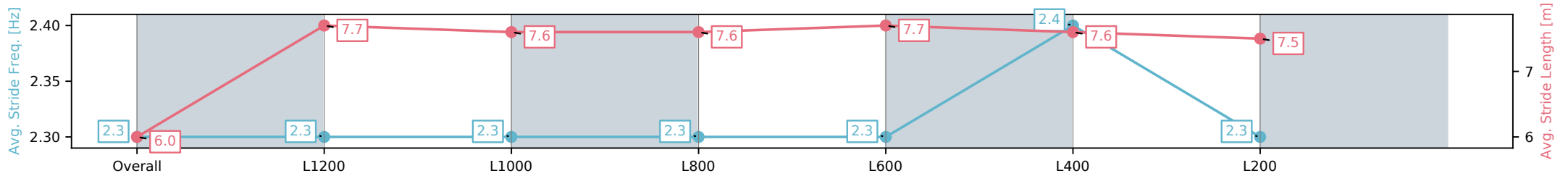
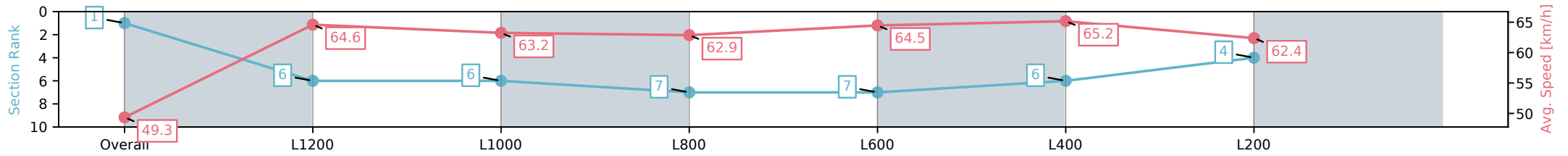
Race 2: Sportsbet Same Race Multi Handicap - 1400m

18 January 2025 - 1:02PM

Track Rating: Good 4, Weather: Fine, Rail Position: 3.5m
800m-400m;2m 400m-WP, 0 Rem



Section	Overall	L1200	L1000	L800	L600	L400	L200
Section Times	1:22.55 [1] (0:14.59)	1:07.96 [6] (0:11.14)	0:56.82 [6] (0:11.43)	0:45.39 [7] (0:11.55)	0:33.84 [7] (0:11.23)	0:22.61 [6] (0:11.07)	0:11.54 [4] (0:11.54)
Average Speed [km/h]	49.3	64.6	63.2	62.9	64.5	65.2	62.4
Top Speed [km/h]	64.0	65.3	63.9	63.8	65.4	67.2	64.3
Avg. Dist. to Rail [m]	2.4	1.7	1.2	1.7	2.0	8.8	9.8
Avg. Stride Freq. [Hz]	2.3	2.3	2.3	2.3	2.3	2.4	2.3
Avg. Stride Length [m]	6.0	7.7	7.6	7.6	7.6	7.7	7.5



- [] Ranking at each section and finish
- :-:- No data available at this section
- NA No data available

Horse/Jockey Name	STRUCK BY/Taylor Johnstone
Finish Rank	2
Fastest Section Time (Section)	0:10.98 (L1200)
Top Speed [km/h] (Section)	66.4 (Overall)
Race State	Finished



Thomas Farms RC Murray Bridge SA - Professional

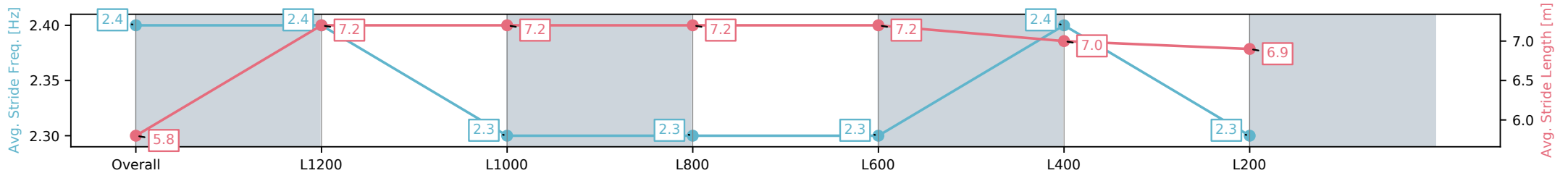
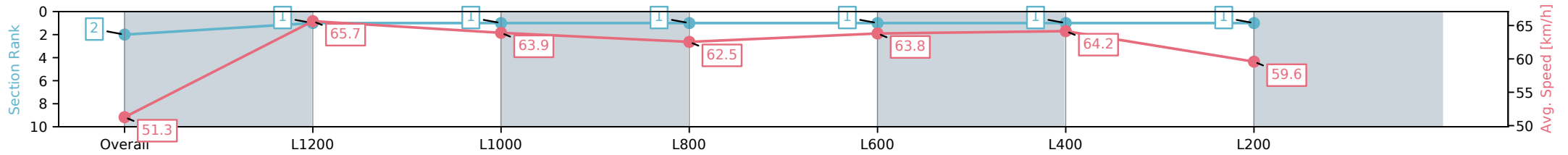
Race 2: Sportsbet Same Race Multi Handicap - 1400m

18 January 2025 - 1:02PM

Track Rating: Good 4, Weather: Fine, Rail Position: 3.5m
800m-400m;2m 400m-WP, 0 Rem



Section	Overall	L1200	L1000	L800	L600	L400	L200
Section Times	1:22.55 [2] (0:14.06)	1:08.49 [1] (0:10.98)	0:57.51 [1] (0:11.23)	0:46.28 [1] (0:11.59)	0:34.69 [1] (0:11.37)	0:23.32 [1] (0:11.22)	0:12.10 [1] (0:12.10)
Average Speed [km/h]	51.3	65.7	63.9	62.5	63.8	64.2	59.6
Top Speed [km/h]	65.8	66.4	65.0	63.4	65.1	65.4	62.2
Avg. Dist. to Rail [m]	1.0	0.6	1.0	1.6	2.1	4.3	4.6
Avg. Stride Freq. [Hz]	2.4	2.4	2.3	2.3	2.3	2.4	2.3
Avg. Stride Length [m]	5.8	7.2	7.2	7.2	7.2	7.0	6.9



- [] Ranking at each section and finish
- :-:- No data available at this section
- NA No data available

Horse/Jockey Name	DIVINE FIRE/Lachlan Neindorf
Finish Rank	3
Fastest Section Time (Section)	0:10.94 (L1200)
Top Speed [km/h] (Section)	66.8 (Overall)
Race State	Finished



Thomas Farms RC Murray Bridge SA - Professional

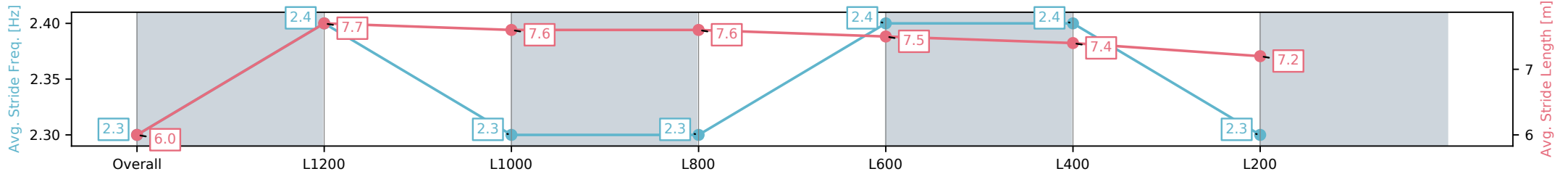
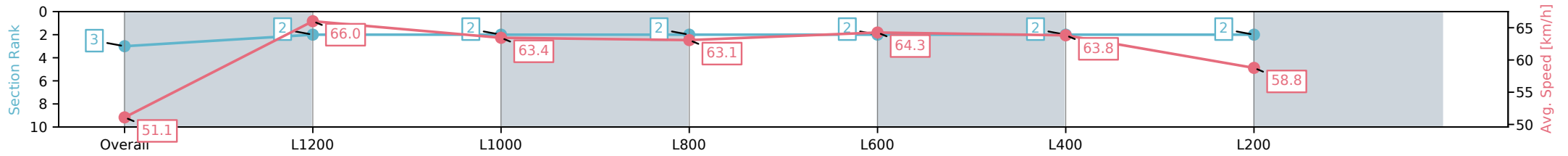
Race 2: Sportsbet Same Race Multi Handicap - 1400m

18 January 2025 - 1:02PM

Track Rating: Good 4, Weather: Fine, Rail Position: 3.5m
800m-400m;2m 400m-WP, 0 Rem



Section	Overall	L1200	L1000	L800	L600	L400	L200
Section Times	1:22.77 [3] (0:14.12)	1:08.65 [2] (0:10.94)	0:57.71 [2] (0:11.40)	0:46.31 [2] (0:11.51)	0:34.80 [2] (0:11.27)	0:23.53 [2] (0:11.28)	0:12.24 [2] (0:12.24)
Average Speed [km/h]	51.1	66.0	63.4	63.1	64.3	63.8	58.8
Top Speed [km/h]	65.2	66.8	65.0	63.6	66.3	65.4	61.1
Avg. Dist. to Rail [m]	6.3	3.8	1.8	1.6	2.2	5.2	6.4
Avg. Stride Freq. [Hz]	2.3	2.4	2.3	2.3	2.4	2.4	2.3
Avg. Stride Length [m]	6.0	7.7	7.6	7.6	7.5	7.4	7.2



[] Ranking at each section and finish
 -:-:- No data available at this section
 NA No data available

Horse/Jockey Name	HEADPHONES/Ben Price
Finish Rank	4
Fastest Section Time (Section)	0:10.99 (L1200)
Top Speed [km/h] (Section)	67.1 (Overall)
Race State	Finished



Thomas Farms RC Murray Bridge SA - Professional

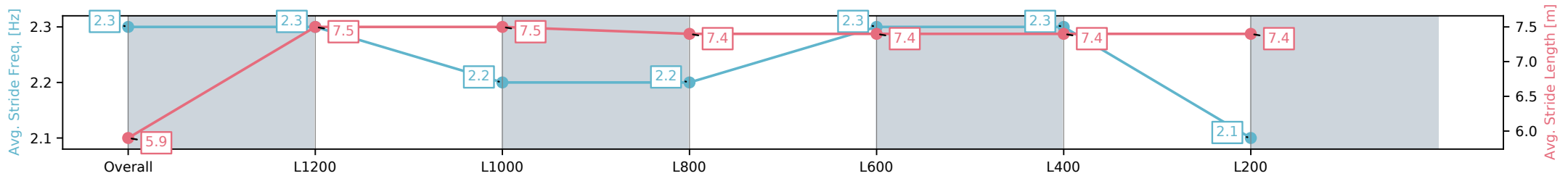
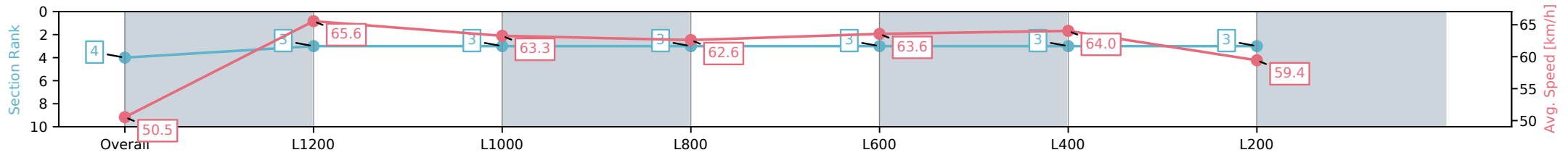
Race 2: Sportsbet Same Race Multi Handicap - 1400m

18 January 2025 - 1:02PM

Track Rating: Good 4, Weather: Fine, Rail Position: 3.5m
800m-400m;2m 400m-WP, 0 Rem



Section	Overall	L1200	L1000	L800	L600	L400	L200
Section Times	1:23.01 [4] (0:14.25)	1:08.76 [3] (0:10.99)	0:57.77 [3] (0:11.39)	0:46.38 [3] (0:11.56)	0:34.81 [3] (0:11.45)	0:23.36 [3] (0:11.24)	0:12.12 [3] (0:12.12)
Average Speed [km/h]	50.5	65.6	63.3	62.6	63.6	64.0	59.4
Top Speed [km/h]	65.9	67.1	63.9	63.1	65.3	65.6	61.6
Avg. Dist. to Rail [m]	3.5	1.4	1.1	1.8	2.9	7.6	8.8
Avg. Stride Freq. [Hz]	2.3	2.3	2.2	2.2	2.3	2.3	2.1
Avg. Stride Length [m]	5.9	7.5	7.5	7.4	7.4	7.4	7.4



- [] Ranking at each section and finish
- :-:- No data available at this section
- NA No data available

Horse/Jockey Name	SAXON KING/Jake Toeroek
Finish Rank	5
Fastest Section Time (Section)	0:11.04 (L1200)
Top Speed [km/h] (Section)	66.3 (Overall)
Race State	Finished



Thomas Farms RC Murray Bridge SA - Professional

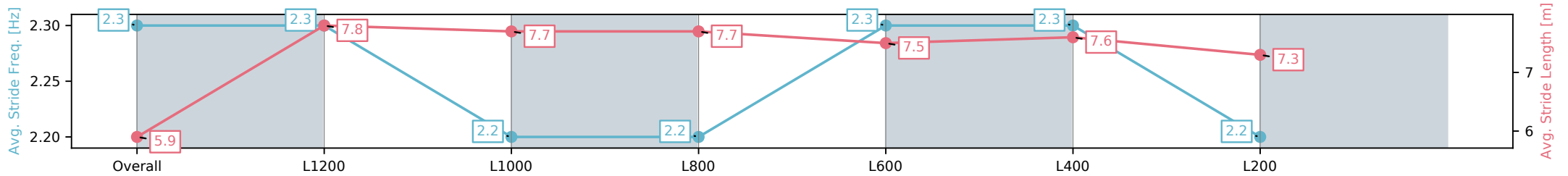
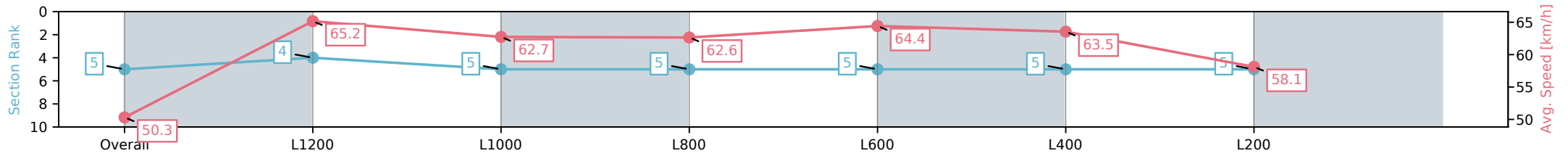
Race 2: Sportsbet Same Race Multi Handicap - 1400m

18 January 2025 - 1:02PM

Track Rating: Good 4, Weather: Fine, Rail Position: 3.5m
800m-400m;2m 400m-WP, 0 Rem



Section	Overall	L1200	L1000	L800	L600	L400	L200
Section Times	1:23.56 [5] (0:14.34)	1:09.22 [4] (0:11.04)	0:58.18 [5] (0:11.49)	0:46.69 [5] (0:11.69)	0:35.00 [5] (0:11.28)	0:23.72 [5] (0:11.34)	0:12.38 [5] (0:12.38)
Average Speed [km/h]	50.3	65.2	62.7	62.6	64.4	63.5	58.1
Top Speed [km/h]	65.7	66.3	64.6	63.6	66.1	65.1	61.4
Avg. Dist. to Rail [m]	0.8	0.4	0.5	3.2	2.1	5.9	6.0
Avg. Stride Freq. [Hz]	2.3	2.3	2.2	2.2	2.3	2.3	2.2
Avg. Stride Length [m]	5.9	7.8	7.7	7.7	7.5	7.6	7.3



- [] Ranking at each section and finish
- :-:- No data available at this section
- NA No data available

Horse/Jockey Name	LI'L HANK/Justin Potter
Finish Rank	6
Fastest Section Time (Section)	0:10.99 (L1200)
Top Speed [km/h] (Section)	66.4 (Overall)
Race State	Finished



Thomas Farms RC Murray Bridge SA - Professional

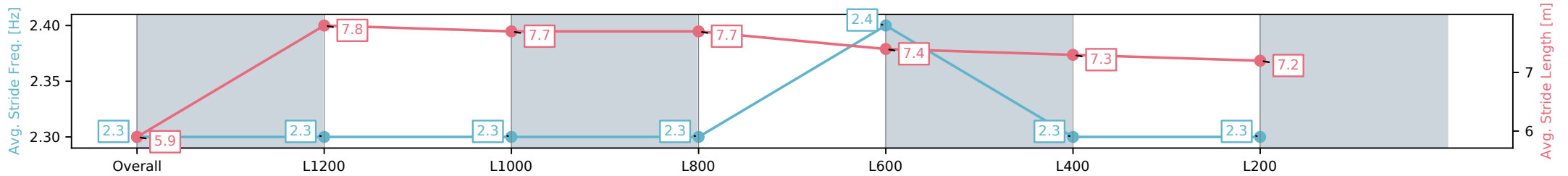
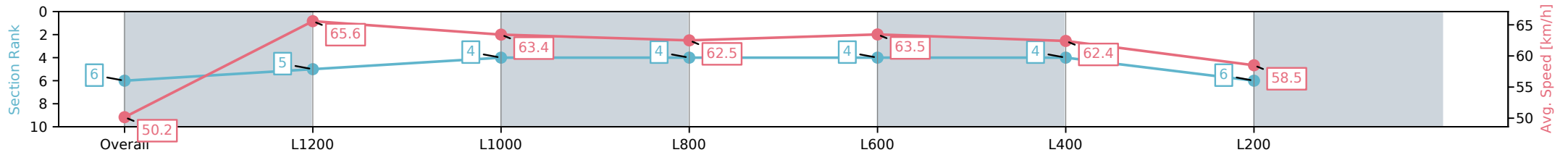
Race 2: Sportsbet Same Race Multi Handicap - 1400m

18 January 2025 - 1:02PM

Track Rating: Good 4, Weather: Fine, Rail Position: 3.5m
800m-400m;2m 400m-WP, 0 Rem



Section	Overall	L1200	L1000	L800	L600	L400	L200
Section Times	1:23.68 [6] (0:14.38)	1:09.30 [5] (0:10.99)	0:58.31 [4] (0:11.37)	0:46.94 [4] (0:11.65)	0:35.29 [4] (0:11.44)	0:23.85 [4] (0:11.54)	0:12.31 [6] (0:12.31)
Average Speed [km/h]	50.2	65.6	63.4	62.5	63.5	62.4	58.5
Top Speed [km/h]	66.4	66.4	65.6	63.1	64.6	64.0	60.4
Avg. Dist. to Rail [m]	0.9	0.7	0.9	2.3	1.9	5.3	6.0
Avg. Stride Freq. [Hz]	2.3	2.3	2.3	2.3	2.4	2.3	2.3
Avg. Stride Length [m]	5.9	7.8	7.7	7.7	7.4	7.3	7.2



- [] Ranking at each section and finish
- :-:- No data available at this section
- NA No data available

Horse/Jockey Name	RED SEQUOIA/Alana Livesey
Finish Rank	7
Fastest Section Time (Section)	0:11.06 (L1200)
Top Speed [km/h] (Section)	67.0 (Overall)
Race State	Finished



Thomas Farms RC Murray Bridge SA - Professional

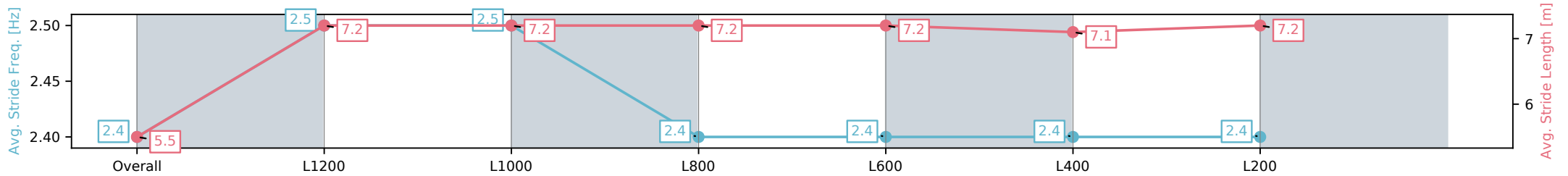
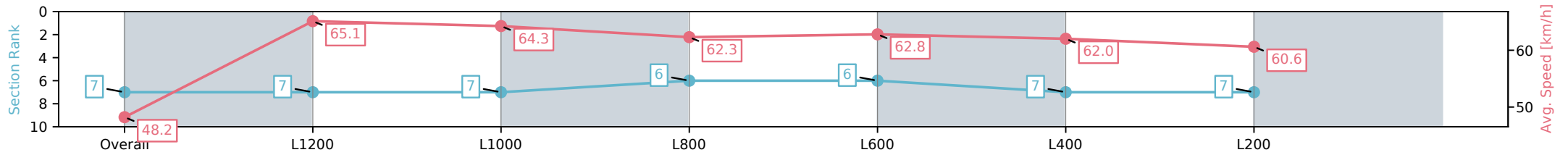
Race 2: Sportsbet Same Race Multi Handicap - 1400m

18 January 2025 - 1:02PM

Track Rating: Good 4, Weather: Fine, Rail Position: 3.5m
800m-400m;2m 400m-WP, 0 Rem



Section	Overall	L1200	L1000	L800	L600	L400	L200
Section Times	1:23.76 [7] (0:14.94)	1:08.82 [7] (0:11.06)	0:57.76 [7] (0:11.12)	0:46.64 [6] (0:11.54)	0:35.10 [6] (0:11.60)	0:23.50 [7] (0:11.61)	0:11.89 [7] (0:11.89)
Average Speed [km/h]	48.2	65.1	64.3	62.3	62.8	62.0	60.6
Top Speed [km/h]	63.6	67.0	65.4	63.2	64.2	63.9	61.3
Avg. Dist. to Rail [m]	2.3	0.3	1.6	1.5	3.6	7.9	9.8
Avg. Stride Freq. [Hz]	2.4	2.5	2.5	2.4	2.4	2.4	2.4
Avg. Stride Length [m]	5.5	7.2	7.2	7.2	7.2	7.1	7.2



- [] Ranking at each section and finish
- :-:- No data available at this section
- NA No data available