



RACINGSA

Thomas Farms RC Murray Bridge SA

Race 1: Thomas Farms Handicap - 1200m

18 January 2025 - 12:29PM



Murray Bridge
Racing Club

Track Rating: Good 4, Weather: Fine, Rail Position: +3.5m 800m - 400m; +2m 400m - WP

Section Field Times

Overall
1:09.40
(0:14.00)

L1000
0:55.40
(0:11.24)

L800
0:44.17
(0:11.16)

L600
0:33.01
(0:10.89)

L400
0:22.12
(0:10.81)

L200
0:11.31
(0:11.31)

Position	#	Horse/Jockey	Barrier	Top Speed [km/h]	Fastest Section	First 400m	Overall	L1000	L800	L600	L400	L200	Margin	Distance Travelled From Winner [m]
1	2	EPISODIC Todd Pannell	2	68.2 600-400	0:10.64 400-200	0:25.49	1:09.40 (0:14.26)	0:55.14 [4] (0:11.23)	0:43.91 [5] (0:11.12)	0:32.79 [3] (0:10.89)	0:21.90 [3] (0:10.64)	0:11.26 [2] (0:11.26)	1:09.40	
2	3	LET'S GET DOWN Lachlan Neindorf	8	69.8 600-400	0:10.54 400-200	0:25.74	1:09.49 (0:14.44)	0:55.05 [6] (0:11.30)	0:43.75 [6] (0:11.13)	0:32.62 [6] (0:10.77)	0:21.85 [5] (0:10.54)	0:11.31 [3] (0:11.31)	0.6L	+5
3	6	COOL MAGNUM Manoel Nunes	4	68.7 600-400	0:10.70 400-200	0:25.33	1:09.64 (0:14.16)	0:55.48 [2] (0:11.17)	0:44.31 [2] (0:11.13)	0:33.18 [2] (0:10.92)	0:22.26 [2] (0:10.70)	0:11.56 [1] (0:11.56)	1.57L	+1
4	4	STARLITE VALLEY Justin Potter	1	67.3 800-600	0:10.88 600-400	0:25.23	1:09.84 (0:13.99)	0:55.85 [1] (0:11.24)	0:44.61 [1] (0:11.16)	0:33.45 [1] (0:10.88)	0:22.57 [1] (0:10.91)	0:11.66 [3] (0:11.66)	2.86L	-1
5	7	TAHNEE TREASURE Margaret Collett	6	68.3 800-600	0:10.78 400-200	0:25.48	1:09.91 (0:14.26)	0:55.65 [3] (0:11.22)	0:44.43 [4] (0:11.24)	0:33.19 [5] (0:11.01)	0:22.18 [6] (0:10.78)	0:11.40 [6] (0:11.40)	3.32L	+5
6	8	EXALTED DAME Alan Lai	5	68.9 800-600	0:10.82 400-200	0:25.46	1:10.06 (0:14.26)	0:55.80 [5] (0:11.20)	0:44.60 [3] (0:11.18)	0:33.42 [4] (0:10.92)	0:22.50 [4] (0:10.82)	0:11.68 [5] (0:11.68)	4.27L	+3
7	1	MANHATTEN TIMES Taylor Johnstone	3	69.0 600-400	0:10.67 400-200	0:25.80	1:10.11 (0:14.52)	0:55.59 [7] (0:11.28)	0:44.31 [7] (0:11.26)	0:33.05 [7] (0:10.98)	0:22.07 [7] (0:10.67)	0:11.40 [7] (0:11.40)	4.62L	+4
8	5	ANNIHILATE Teagan Voorham	7	69.0 800-600	0:10.73 400-200	0:25.92	1:10.49 (0:14.63)	0:55.86 [8] (0:11.28)	0:44.57 [8] (0:11.19)	0:33.38 [8] (0:10.93)	0:22.45 [8] (0:10.73)	0:11.72 [8] (0:11.72)	7.06L	+6

- [] Position in running at each section and finish
- No data available at this section
- NA No data available
- █ Background shading for fastest section
- # Saddle cloth number
- DNF Did not finish
- DNT Did not track

Horse/Jockey Name	EPISODIC/Todd Pannell
Finish Rank	1
Fastest Section Time (Section)	0:10.64 (L400)
Top Speed [km/h] (Section)	68.2 (L600)
Race State	Finished



Thomas Farms RC Murray Bridge SA - Professional

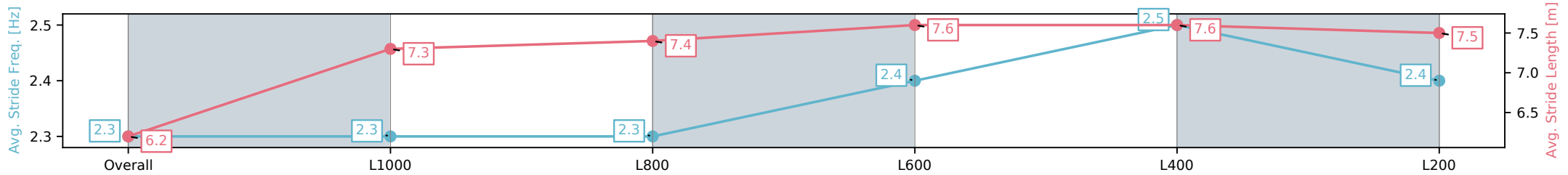
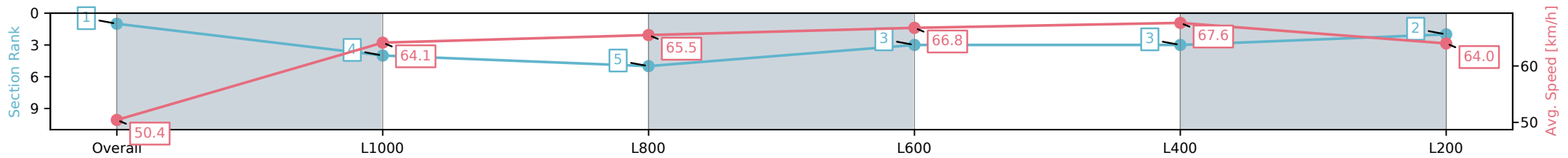
Race 1: Thomas Farms Handicap - 1200m

18 January 2025 - 12:29PM

Track Rating: Good 4, Weather: Fine, Rail Position: +3.5m 800m - 400m; +2m 400m - WP



Section	Overall	L1000	L800	L600	L400	L200
Section Times	1:09.40 [1] (0:14.26)	0:55.14 [4] (0:11.23)	0:43.91 [5] (0:11.12)	0:32.79 [3] (0:10.89)	0:21.90 [3] (0:10.64)	0:11.26 [2] (0:11.26)
Average Speed [km/h]	50.4	64.1	65.5	66.8	67.6	64.0
Top Speed [km/h]	63.7	65.1	66.1	67.8	68.2	66.2
Avg. Dist. to Rail [m]	2.6	0.9	2.3	2.7	6.3	6.5
Avg. Stride Freq. [Hz]	2.3	2.3	2.3	2.4	2.5	2.4
Avg. Stride Length [m]	6.2	7.3	7.4	7.6	7.6	7.5



- [] Ranking at each section and finish
- :-:- No data available at this section
- NA No data available

Horse/Jockey Name	LET'S GET DOWN/Lachlan Neindorf
Finish Rank	2
Fastest Section Time (Section)	0:10.54 (L400)
Top Speed [km/h] (Section)	69.8 (L600)
Race State	Finished



Thomas Farms RC Murray Bridge SA - Professional

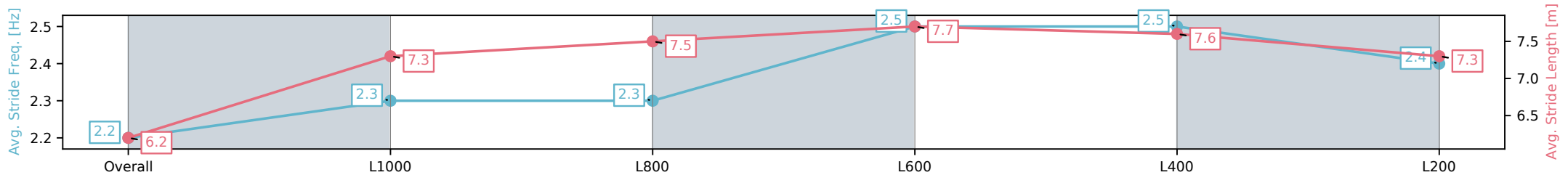
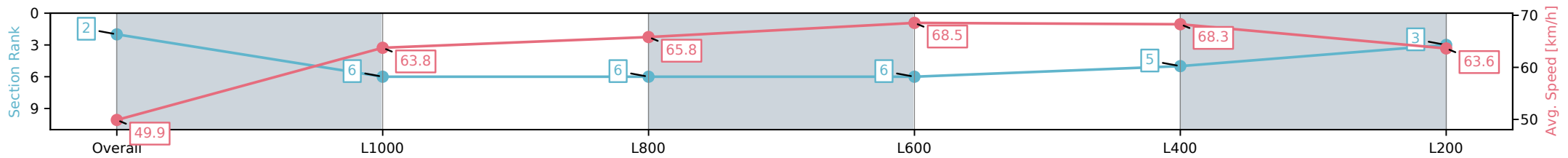
Race 1: Thomas Farms Handicap - 1200m

18 January 2025 - 12:29PM

Track Rating: Good 4, Weather: Fine, Rail Position: +3.5m 800m - 400m; +2m 400m - WP



Section	Overall	L1000	L800	L600	L400	L200
Section Times	1:09.49 [2] (0:14.44)	0:55.05 [6] (0:11.30)	0:43.75 [6] (0:11.13)	0:32.62 [6] (0:10.77)	0:21.85 [5] (0:10.54)	0:11.31 [3] (0:11.31)
Average Speed [km/h]	49.9	63.8	65.8	68.5	68.3	63.6
Top Speed [km/h]	63.6	64.9	66.6	69.7	69.8	66.3
Avg. Dist. to Rail [m]	6.4	2.0	4.5	6.1	10.8	9.3
Avg. Stride Freq. [Hz]	2.2	2.3	2.3	2.5	2.5	2.4
Avg. Stride Length [m]	6.2	7.3	7.5	7.7	7.6	7.3



- [] Ranking at each section and finish
- :-:- No data available at this section
- NA No data available

Horse/Jockey Name	COOL MAGNUM/Manoel Nunes
Finish Rank	3
Fastest Section Time (Section)	0:10.70 (L400)
Top Speed [km/h] (Section)	68.7 (L600)
Race State	Finished



Thomas Farms RC Murray Bridge SA - Professional

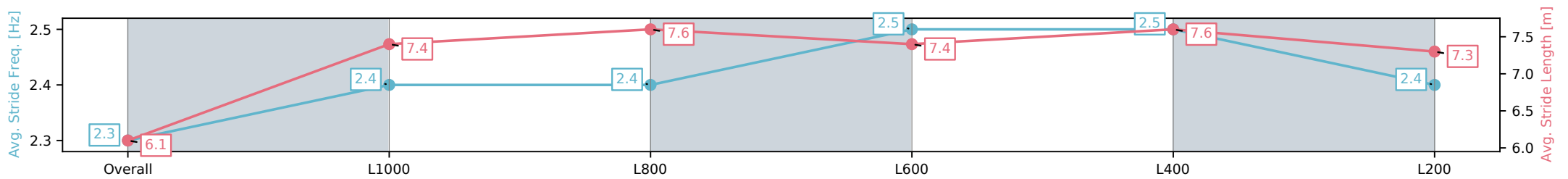
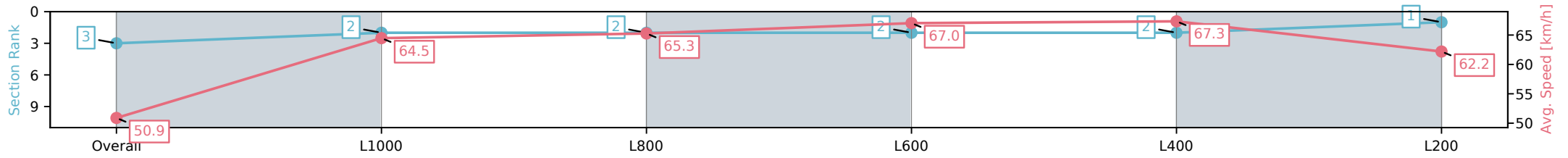
Race 1: Thomas Farms Handicap - 1200m

18 January 2025 - 12:29PM

Track Rating: Good 4, Weather: Fine, Rail Position: +3.5m 800m - 400m; +2m 400m - WP



Section	Overall	L1000	L800	L600	L400	L200
Section Times	1:09.64 [3] (0:14.16)	0:55.48 [2] (0:11.17)	0:44.31 [2] (0:11.13)	0:33.18 [2] (0:10.92)	0:22.26 [2] (0:10.70)	0:11.56 [1] (0:11.56)
Average Speed [km/h]	50.9	64.5	65.3	67.0	67.3	62.2
Top Speed [km/h]	63.6	65.5	66.6	68.6	68.7	65.4
Avg. Dist. to Rail [m]	2.1	1.1	1.8	4.5	6.8	5.3
Avg. Stride Freq. [Hz]	2.3	2.4	2.4	2.5	2.5	2.4
Avg. Stride Length [m]	6.1	7.4	7.6	7.4	7.6	7.3



[] Ranking at each section and finish
 -:-:- No data available at this section
 NA No data available

Horse/Jockey Name	STARLITE VALLEY/Justin Potter
Finish Rank	4
Fastest Section Time (Section)	0:10.88 (L600)
Top Speed [km/h] (Section)	67.3 (L800)
Race State	Finished



Thomas Farms RC Murray Bridge SA - Professional

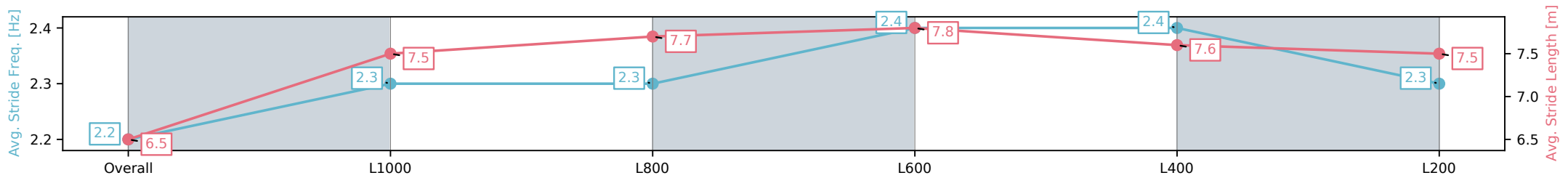
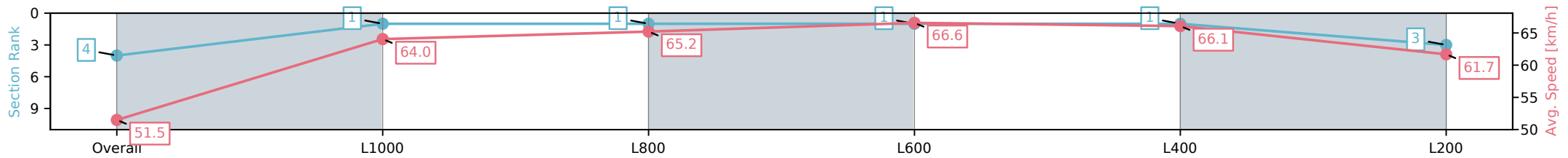
Race 1: Thomas Farms Handicap - 1200m

18 January 2025 - 12:29PM

Track Rating: Good 4, Weather: Fine, Rail Position: +3.5m 800m - 400m; +2m 400m - WP



Section	Overall	L1000	L800	L600	L400	L200
Section Times	1:09.84 [4] (0:13.99)	0:55.85 [1] (0:11.24)	0:44.61 [1] (0:11.16)	0:33.45 [1] (0:10.88)	0:22.57 [1] (0:10.91)	0:11.66 [3] (0:11.66)
Average Speed [km/h]	51.5	64.0	65.2	66.6	66.1	61.7
Top Speed [km/h]	63.6	64.6	66.7	67.3	67.3	64.3
Avg. Dist. to Rail [m]	1.8	0.9	2.4	2.0	3.1	3.7
Avg. Stride Freq. [Hz]	2.2	2.3	2.3	2.4	2.4	2.3
Avg. Stride Length [m]	6.5	7.5	7.7	7.8	7.6	7.5



- [] Ranking at each section and finish
- :-:- No data available at this section
- NA No data available

Horse/Jockey Name	TAHNEE TREASURE/Margaret Collett
Finish Rank	5
Fastest Section Time (Section)	0:10.78 (L400)
Top Speed [km/h] (Section)	68.3 (L800)
Race State	Finished



Thomas Farms RC Murray Bridge SA - Professional

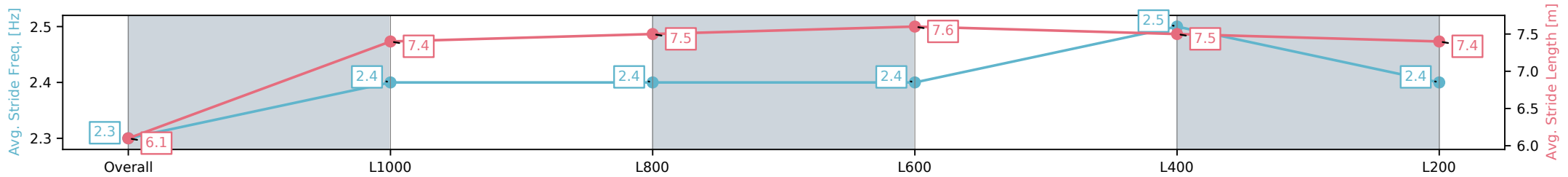
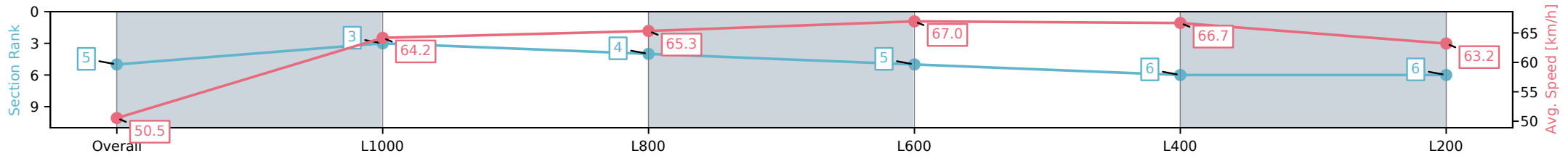
Race 1: Thomas Farms Handicap - 1200m

18 January 2025 - 12:29PM

Track Rating: Good 4, Weather: Fine, Rail Position: +3.5m 800m - 400m; +2m 400m - WP



Section	Overall	L1000	L800	L600	L400	L200
Section Times	1:09.91 [5] (0:14.26)	0:55.65 [3] (0:11.22)	0:44.43 [4] (0:11.24)	0:33.19 [5] (0:11.01)	0:22.18 [6] (0:10.78)	0:11.40 [6] (0:11.40)
Average Speed [km/h]	50.5	64.2	65.3	67.0	66.7	63.2
Top Speed [km/h]	62.8	66.1	65.9	68.3	67.9	65.3
Avg. Dist. to Rail [m]	4.6	1.6	4.7	6.2	12.2	12.6
Avg. Stride Freq. [Hz]	2.3	2.4	2.4	2.4	2.5	2.4
Avg. Stride Length [m]	6.1	7.4	7.5	7.6	7.5	7.4



- [] Ranking at each section and finish
- :-:- No data available at this section
- NA No data available

Horse/Jockey Name	EXALTED DAME/Alan Lai
Finish Rank	6
Fastest Section Time (Section)	0:10.82 (L400)
Top Speed [km/h] (Section)	68.9 (L800)
Race State	Finished



Thomas Farms RC Murray Bridge SA - Professional

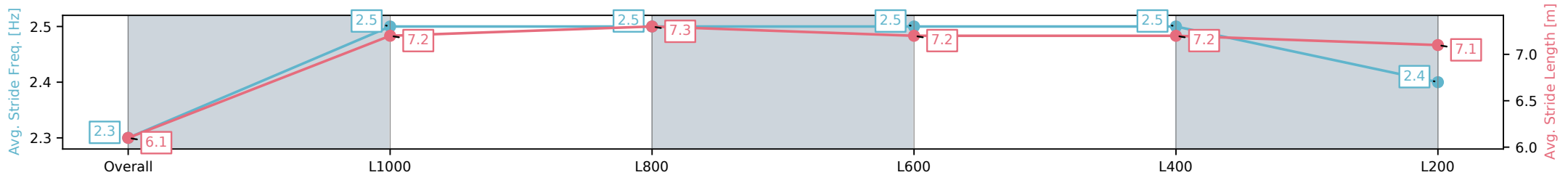
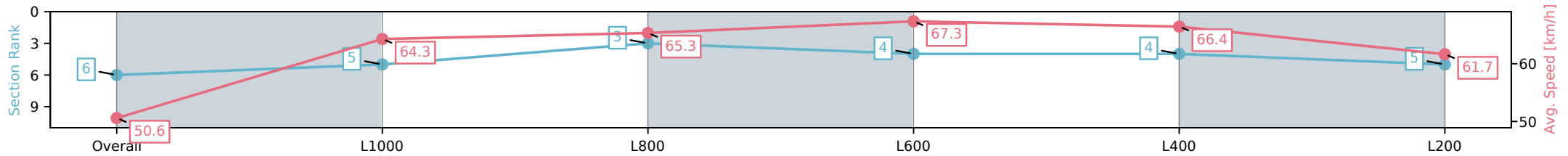
Race 1: Thomas Farms Handicap - 1200m

18 January 2025 - 12:29PM

Track Rating: Good 4, Weather: Fine, Rail Position: +3.5m 800m - 400m; +2m 400m - WP



Section	Overall	L1000	L800	L600	L400	L200
Section Times	1:10.06 [6] (0:14.26)	0:55.80 [5] (0:11.20)	0:44.60 [3] (0:11.18)	0:33.42 [4] (0:10.92)	0:22.50 [4] (0:10.82)	0:11.68 [5] (0:11.68)
Average Speed [km/h]	50.6	64.3	65.3	67.3	66.4	61.7
Top Speed [km/h]	64.9	65.7	66.1	68.9	67.9	64.4
Avg. Dist. to Rail [m]	3.9	1.1	3.7	5.2	9.2	10.1
Avg. Stride Freq. [Hz]	2.3	2.5	2.5	2.5	2.5	2.4
Avg. Stride Length [m]	6.1	7.2	7.3	7.2	7.2	7.1



- [] Ranking at each section and finish
- :-:- No data available at this section
- NA No data available

Horse/Jockey Name	MANHATTEN TIMES/Taylor Johnstone
Finish Rank	7
Fastest Section Time (Section)	0:10.67 (L400)
Top Speed [km/h] (Section)	69.0 (L600)
Race State	Finished



Thomas Farms RC Murray Bridge SA - Professional

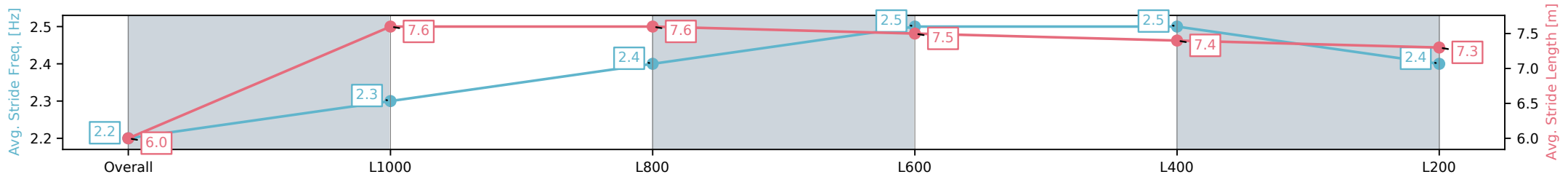
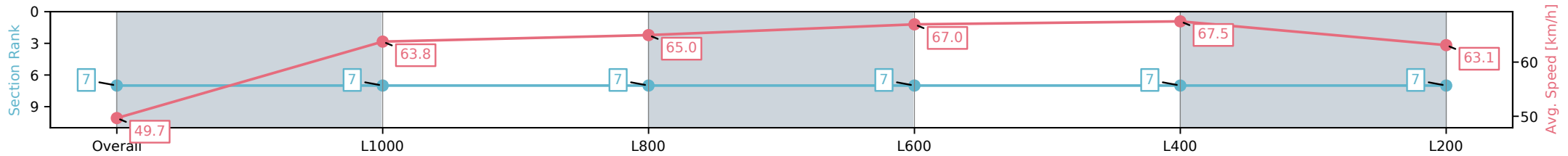
Race 1: Thomas Farms Handicap - 1200m

18 January 2025 - 12:29PM

Track Rating: Good 4, Weather: Fine, Rail Position: +3.5m 800m - 400m; +2m 400m - WP



Section	Overall	L1000	L800	L600	L400	L200
Section Times	1:10.11 [7] (0:14.52)	0:55.59 [7] (0:11.28)	0:44.31 [7] (0:11.26)	0:33.05 [7] (0:10.98)	0:22.07 [7] (0:10.67)	0:11.40 [7] (0:11.40)
Average Speed [km/h]	49.7	63.8	65.0	67.0	67.5	63.1
Top Speed [km/h]	64.3	64.4	65.8	68.5	69.0	66.0
Avg. Dist. to Rail [m]	3.3	1.0	3.6	5.8	9.8	9.0
Avg. Stride Freq. [Hz]	2.2	2.3	2.4	2.5	2.5	2.4
Avg. Stride Length [m]	6.0	7.6	7.6	7.5	7.4	7.3



- [] Ranking at each section and finish
- :-:- No data available at this section
- NA No data available

Horse/Jockey Name	ANNIHILATE/Teagan Voorham
Finish Rank	8
Fastest Section Time (Section)	0:10.73 (L400)
Top Speed [km/h] (Section)	69.0 (L800)
Race State	Finished



Thomas Farms RC Murray Bridge SA - Professional

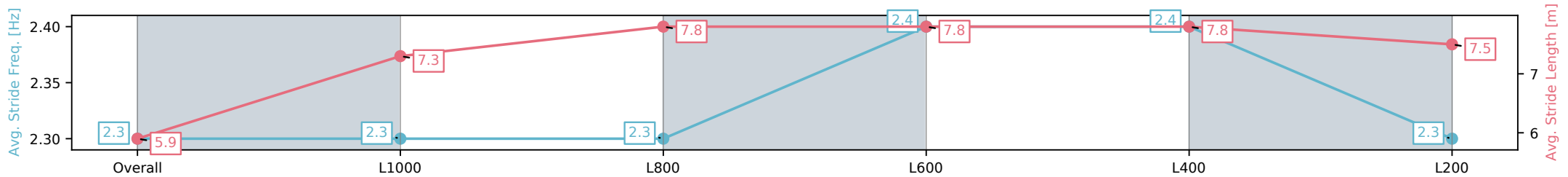
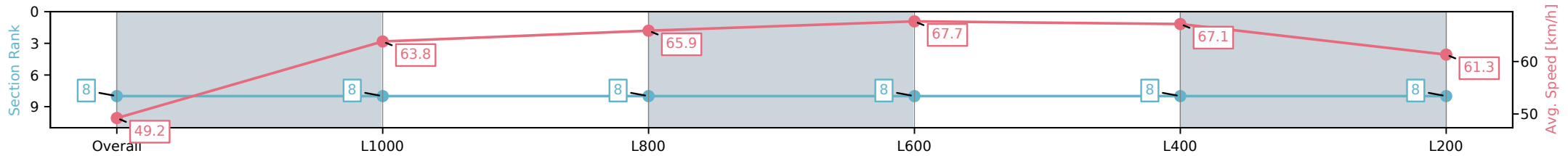
Race 1: Thomas Farms Handicap - 1200m

18 January 2025 - 12:29PM

Track Rating: Good 4, Weather: Fine, Rail Position: +3.5m 800m - 400m; +2m 400m - WP



Section	Overall	L1000	L800	L600	L400	L200
Section Times	1:10.49 [8] (0:14.63)	0:55.86 [8] (0:11.28)	0:44.57 [8] (0:11.19)	0:33.38 [8] (0:10.93)	0:22.45 [8] (0:10.73)	0:11.72 [8] (0:11.72)
Average Speed [km/h]	49.2	63.8	65.9	67.7	67.1	61.3
Top Speed [km/h]	63.1	64.9	67.7	69.0	68.7	64.9
Avg. Dist. to Rail [m]	5.3	1.9	5.9	6.6	9.7	9.2
Avg. Stride Freq. [Hz]	2.3	2.3	2.3	2.4	2.4	2.3
Avg. Stride Length [m]	5.9	7.3	7.8	7.8	7.8	7.5



- [] Ranking at each section and finish
- :-:- No data available at this section
- NA No data available