



RACINGSA

Thomas Farms RC Murray Bridge SA Race 9: Carlton Draught Handicap - 1400m

11 January 2025 - 5:21PM



Murray Bridge
Racing Club

Track Rating: Good 4, Weather: Fine, Rail Position: +4m 1200m Chute, +7m Remainder

Section Field Times							Overall	L1200	L1000	L800	L600	L400	
							1:26.65 (0:14.74)	1:11.91 (0:11.81)	1:00.10 (0:12.70)	0:47.40 (0:12.55)	0:34.84 (0:11.64)	0:23.20 (0:11.28)	
Position	#	Horse/Jockey	Barrier	Top Speed [km/h]	Fastest Section	First 400m							Distance Travelled From Winner [m]
1	11	THE MANSMAN Lachlan Neindorf	1	65.2 600-400	0:11.22 400-200	0:26.89	1:26.65 (0:15.03)	1:11.62 [3] (0:11.86)	0:59.76 [4] (0:12.71)	0:47.05 [4] (0:12.43)	0:34.62 [6] (0:11.64)	0:22.98 [3] (0:11.22)	
2	4	TEXAN WINDSTORM Manoel Nunes	8	65.5 1400-1200	0:11.28 400-200	0:26.55	1:26.82 (0:14.74)	1:12.08 [1] (0:11.81)	1:00.27 [1] (0:12.70)	0:47.57 [1] (0:12.55)	0:35.02 [1] (0:11.64)	0:23.38 [1] (0:11.28)	-1
3	1	OUTTA COMPTON Matthew Chadwick	11	66.1 600-400	0:11.13 400-200	0:27.52	1:26.99 (0:15.67)	1:11.32 [12] (0:11.85)	0:59.47 [12] (0:12.71)	0:46.76 [12] (0:12.15)	0:34.61 [11] (0:11.65)	0:22.96 [13] (0:11.13)	+9
4	12	STRATUM PRIDE Alana Livesey	4	65.6 800-600	0:11.28 400-200	0:27.16	1:27.01 (0:15.39)	1:11.62 [7] (0:11.77)	0:59.85 [8] (0:12.76)	0:47.09 [9] (0:12.38)	0:34.71 [10] (0:11.51)	0:23.20 [7] (0:11.28)	-1
5	13	TIPSY VIXEN Alan Lai	5	65.1 600-400	0:11.40 400-200	0:26.86	1:27.14 (0:15.15)	1:11.99 [5] (0:11.71)	1:00.28 [3] (0:12.63)	0:47.65 [3] (0:12.43)	0:35.22 [3] (0:11.75)	0:23.47 [4] (0:11.40)	+5
6	9	HEADPHONES Ben Price	14	65.2 600-400	0:11.27 400-200	0:27.24	1:27.22 (0:15.59)	1:11.63 [10] (0:11.65)	0:59.98 [9] (0:12.64)	0:47.34 [8] (0:12.27)	0:35.07 [8] (0:11.69)	0:23.38 [8] (0:11.27)	+7
7	7	CHIPSON Rochelle Milnes	9	65.8 600-400	0:11.30 400-200	0:27.53	1:27.28 (0:15.82)	1:11.46 [13] (0:11.71)	0:59.75 [13] (0:12.74)	0:47.01 [13] (0:12.19)	0:34.82 [13] (0:11.54)	0:23.28 [11] (0:11.30)	+2
8	6	CAPTAIN JOOLIAN Todd Pannell	2	64.6 600-400	0:11.46 400-200	0:26.92	1:27.42 (0:15.09)	1:12.33 [4] (0:11.83)	1:00.50 [5] (0:12.73)	0:47.77 [6] (0:12.36)	0:35.41 [5] (0:11.74)	0:23.67 [6] (0:11.46)	+2
9	5	HE'S MAVERICK Caitlin Tootell	13	63.7 1400-1200	0:11.62 1200-1000	0:27.02	1:27.45 (0:15.40)	1:12.05 [8] (0:11.62)	1:00.43 [6] (0:12.57)	0:47.85 [5] (0:12.28)	0:35.57 [2] (0:11.82)	0:23.75 [5] (0:11.64)	+5
10	10	WALK LIKE AN ANGEL Jason Holder	10	64.9 600-400	0:11.39 400-200	0:27.37	1:27.46 (0:15.54)	1:11.92 [9] (0:11.83)	1:00.09 [10] (0:12.57)	0:47.51 [10] (0:12.33)	0:35.18 [9] (0:11.71)	0:23.47 [10] (0:11.39)	-2

Scratched: Shootoose (#2), Tahnee Treasure (#3), Running On Time (#14), Bad Detective (#16), Snipers Nightmare (#18)

Report Created: Sat 11 January 2025 18:10:10 GMT+11 (Note: Timing is based on positional data)

- [] Position in running at each section and finish
- #: Saddle cloth number
- :--:-- No data available at this section
- DNF Did not finish
- NA No data available
- DNT Did not track
- █ Background shading for fastest section



RACINGSA

Thomas Farms RC Murray Bridge SA Race 9: Carlton Draught Handicap - 1400m

11 January 2025 - 5:21PM



Murray Bridge
Racing Club

Track Rating: Good 4, Weather: Fine, Rail Position: +4m 1200m Chute, +7m Remainder

Section									Overall	L1200	L1000	L800	L600	L400		
Field Times									1:26.65 (0:14.74)	1:11.91 (0:11.81)	1:00.10 (0:12.70)	0:47.40 (0:12.55)	0:34.84 (0:11.64)	0:23.20 (0:11.28)		
Position	#	Horse/Jockey	Barrier	Top Speed [km/h]	Fastest Section	First 400m									Distance Travelled From Winner [m]	
11	15	GRINZINGER ACE Stacey Metcalfe	12	63.7 600-400	0:11.59 400-200	0:27.06	1:27.57 (0:15.37)	1:12.20 [6] (0:11.69)	1:00.51 [7] (0:12.66)	0:47.85 [7] (0:12.37)	0:35.48 [7] (0:11.83)	0:23.65 [9] (0:11.59)		+5		
12	17	SHE'S STYLISH Justin Potter	3	65.4 1400-1200	0:11.52 400-200	0:26.73	1:27.64 (0:14.97)	1:12.67 [2] (0:11.76)	1:00.91 [2] (0:12.69)	0:48.22 [2] (0:12.55)	0:35.67 [4] (0:11.66)	0:24.01 [2] (0:11.52)		+4		
13	8	BRAZEN KINGDOM Kayla Crowther	6	65.0 800-600	0:11.44 400-200	0:27.45	1:27.83 (0:15.60)	1:12.23 [11] (0:11.85)	1:00.38 [11] (0:12.72)	0:47.66 [11] (0:12.24)	0:35.42 [12] (0:11.61)	0:23.81 [12] (0:11.44)		+7		

Scratched: Shootoose (#2), Tahnee Treasure (#3), Running On Time (#14), Bad Detective (#16), Snipers Nightmare (#18)

- [] Position in running at each section and finish
- [-:-:-] No data available at this section
- NA No data available
- █ Background shading for fastest section
- # Saddle cloth number
- DNF Did not finish
- DNT Did not track



RACINGSA

Thomas Farms RC Murray Bridge SA Race 9: Carlton Draught Handicap - 1400m

11 January 2025 - 5:21PM

Track Rating: Good 4, Weather: Fine, Rail Position: +4m 1200m Chute, +7m Remainder



Murray Bridge
Racing Club

Section

Field Times

L200

0:11.92

(0:11.92)

Position	#	Horse/Jockey	Barrier	Top Speed [km/h]	Fastest Section	First 400m	Margin						Distance Travelled From Winner [m]
1	11	THE MANSMAN Lachlan Neindorf	1	65.2 600-400	0:11.22 400-200	0:26.89	0:11.76 [2] (0:11.76)	1:26.65					
2	4	TEXAN WINDSTORM Manoel Nunes	8	65.5 1400-1200	0:11.28 400-200	0:26.55	0:12.09 [1] (0:12.09)	1.08L					-1
3	1	OUTTA COMPTON Matthew Chadwick	11	66.1 600-400	0:11.13 400-200	0:27.52	0:11.83 [7] (0:11.83)	2.2L					+9
4	12	STRATUM PRIDE Alana Livesey	4	65.6 800-600	0:11.28 400-200	0:27.16	0:11.91 [4] (0:11.91)	2.3L					-1
5	13	TIPSY VIXEN Alan Lai	5	65.1 600-400	0:11.40 400-200	0:26.86	0:12.07 [3] (0:12.07)	3.14L					+5
6	9	HEADPHONES Ben Price	14	65.2 600-400	0:11.27 400-200	0:27.24	0:12.11 [5] (0:12.11)	3.68L					+7
7	7	CHIPSON Rochelle Milnes	9	65.8 600-400	0:11.30 400-200	0:27.53	0:11.98 [9] (0:11.98)	4.05L					+2
8	6	CAPTAIN JOOLIAN Todd Pannell	2	64.6 600-400	0:11.46 400-200	0:26.92	0:12.21 [8] (0:12.21)	5.0L					+2
9	5	HE'S MAVERICK Caitlin Tootell	13	63.7 1400-1200	0:11.62 1200-1000	0:27.02	0:12.11 [10] (0:12.11)	5.17L					+5
10	10	WALK LIKE AN ANGEL Jason Holder	10	64.9 600-400	0:11.39 400-200	0:27.37	0:12.08 [11] (0:12.08)	5.22L					-2

Scratched: Shootoose (#2), Tahnee Treasure (#3), Running On Time (#14), Bad Detective (#16), Snipers Nightmare (#18)

Report Created: Sat 11 January 2025 18:10:11 GMT+11 (Note: Timing is based on positional data)

- [] Position in running at each section and finish
- #: Saddle cloth number
- :--:-- No data available at this section
- DNF Did not finish
- NA No data available
- DNT Did not track
- █ Background shading for fastest section



RACINGSA

Thomas Farms RC Murray Bridge SA Race 9: Carlton Draught Handicap - 1400m

11 January 2025 - 5:21PM

Track Rating: Good 4, Weather: Fine, Rail Position: +4m 1200m Chute, +7m Remainder



Murray Bridge
Racing Club

Section

Field Times

L200

0:11.92

(0:11.92)

Position	#	Horse/Jockey	Barrier	Top Speed [km/h]	Fastest Section	First 400m	Margin							Distance Travelled From Winner [m]
11	15	GRINZINGER ACE Stacey Metcalfe	12	63.7 600-400	0:11.59 400-200	0:27.06	0:12.06 [13]	5.91L						+5
12	17	SHE'S STYLISH Justin Potter	3	65.4 1400-1200	0:11.52 400-200	0:26.73	0:12.49 [6]	6.42L						+4
13	8	BRAZEN KINGDOM Kayla Crowther	6	65.0 800-600	0:11.44 400-200	0:27.45	0:12.37 [12]	7.64L						+7

Scratched: Shootoose (#2), Tahnee Treasure (#3), Running On Time (#14), Bad Detective (#16), Snipers Nightmare (#18)

- [] Position in running at each section and finish # Saddle cloth number
- :--:-- No data available at this section DNF Did not finish
- NA No data available DNT Did not track
- █ Background shading for fastest section

Horse/Jockey Name	THE MANSMAN/Lachlan Neindorf
Finish Rank	1
Fastest Section Time (Section)	0:11.22 (L400)
Top Speed [km/h] (Section)	65.2 (L600)
Race State	Finished



Thomas Farms RC Murray Bridge SA - Professional

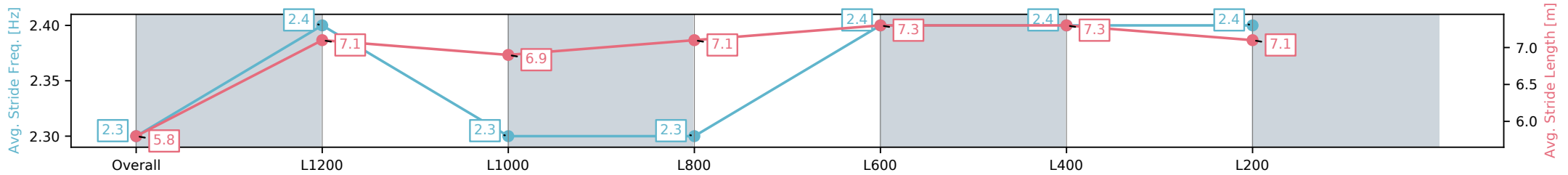
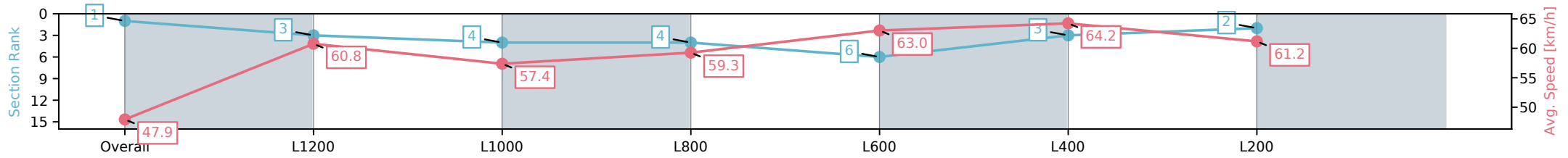
Race 9: Carlton Draught Handicap - 1400m

11 January 2025 - 5:21PM

Track Rating: Good 4, Weather: Fine, Rail Position: +4m 1200m Chute, +7m Remainder



Section	Overall	L1200	L1000	L800	L600	L400	L200
Section Times	1:26.65 [1] (0:15.03)	1:11.62 [3] (0:11.86)	0:59.76 [4] (0:12.71)	0:47.05 [4] (0:12.43)	0:34.62 [6] (0:11.64)	0:22.98 [3] (0:11.22)	0:11.76 [2] (0:11.76)
Average Speed [km/h]	47.9	60.8	57.4	59.3	63.0	64.2	61.2
Top Speed [km/h]	64.3	64.0	59.5	62.7	63.9	65.2	63.1
Avg. Dist. to Rail [m]	3.1	0.6	2.6	4.6	4.6	4.9	6.0
Avg. Stride Freq. [Hz]	2.3	2.4	2.3	2.3	2.4	2.4	2.4
Avg. Stride Length [m]	5.8	7.1	6.9	7.1	7.1	7.3	7.1



- [] Ranking at each section and finish
- :-:- No data available at this section
- NA No data available

Horse/Jockey Name	TEXAN WINDSTORM/Manoel Nunes
Finish Rank	2
Fastest Section Time (Section)	0:11.28 (L400)
Top Speed [km/h] (Section)	65.5 (Overall)
Race State	Finished



Thomas Farms RC Murray Bridge SA - Professional

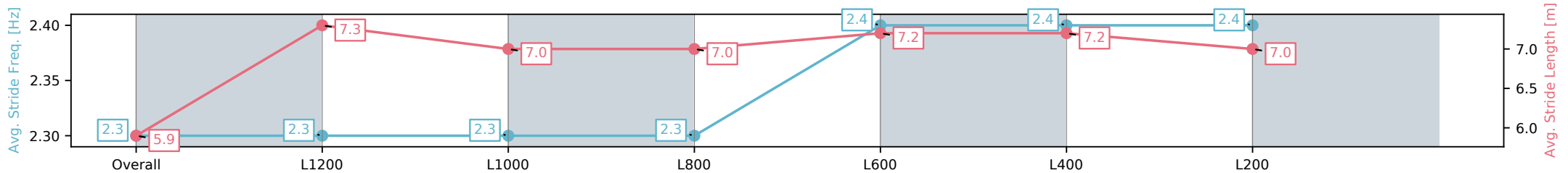
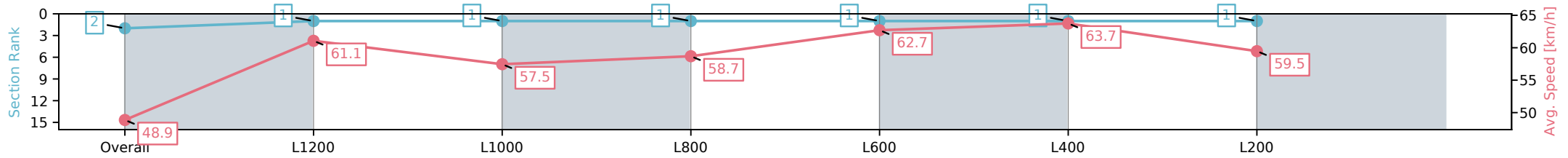
Race 9: Carlton Draught Handicap - 1400m

11 January 2025 - 5:21PM

Track Rating: Good 4, Weather: Fine, Rail Position: +4m 1200m Chute, +7m Remainder



Section	Overall	L1200	L1000	L800	L600	L400	L200
Section Times	1:26.82 [2] (0:14.74)	1:12.08 [1] (0:11.81)	1:00.27 [1] (0:12.70)	0:47.57 [1] (0:12.55)	0:35.02 [1] (0:11.64)	0:23.38 [1] (0:11.28)	0:12.09 [1] (0:12.09)
Average Speed [km/h]	48.9	61.1	57.5	58.7	62.7	63.7	59.5
Top Speed [km/h]	65.5	64.6	58.6	61.6	64.1	65.1	62.2
Avg. Dist. to Rail [m]	7.9	0.7	2.5	4.5	3.4	3.4	3.0
Avg. Stride Freq. [Hz]	2.3	2.3	2.3	2.3	2.4	2.4	2.4
Avg. Stride Length [m]	5.9	7.3	7.0	7.0	7.0	7.2	7.0



[] Ranking at each section and finish
 -:-:- No data available at this section
 NA No data available

Horse/Jockey Name	OUTTA COMPTON/Matthew Chadwick
Finish Rank	3
Fastest Section Time (Section)	0:11.13 (L400)
Top Speed [km/h] (Section)	66.1 (L600)
Race State	Finished



Thomas Farms RC Murray Bridge SA - Professional

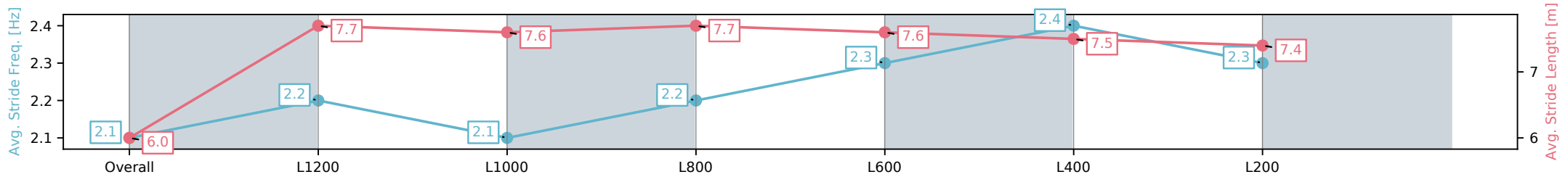
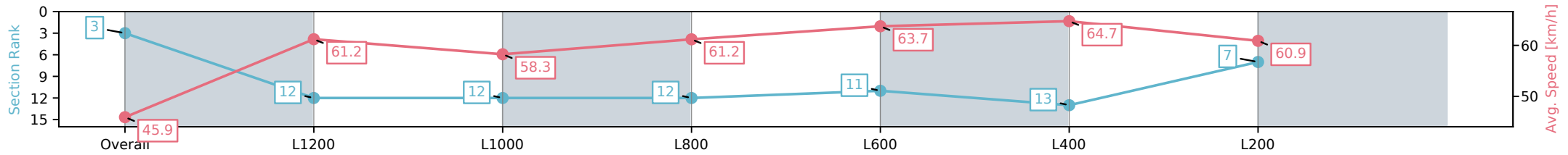
Race 9: Carlton Draught Handicap - 1400m

11 January 2025 - 5:21PM

Track Rating: Good 4, Weather: Fine, Rail Position: +4m 1200m Chute, +7m Remainder



Section	Overall	L1200	L1000	L800	L600	L400	L200
Section Times	1:26.99 [3] (0:15.67)	1:11.32 [12] (0:11.85)	0:59.47 [12] (0:12.71)	0:46.76 [12] (0:12.15)	0:34.61 [11] (0:11.65)	0:22.96 [13] (0:11.13)	0:11.83 [7] (0:11.83)
Average Speed [km/h]	45.9	61.2	58.3	61.2	63.7	64.7	60.9
Top Speed [km/h]	63.1	63.0	60.8	62.7	65.6	66.1	63.2
Avg. Dist. to Rail [m]	9.1	3.5	5.8	6.3	8.1	12.3	12.0
Avg. Stride Freq. [Hz]	2.1	2.2	2.1	2.2	2.3	2.4	2.3
Avg. Stride Length [m]	6.0	7.7	7.6	7.7	7.6	7.5	7.4



- [] Ranking at each section and finish
- :-:- No data available at this section
- NA No data available

Horse/Jockey Name	STRATUM PRIDE/Alana Livesey
Finish Rank	4
Fastest Section Time (Section)	0:11.28 (L400)
Top Speed [km/h] (Section)	65.6 (L800)
Race State	Finished



Thomas Farms RC Murray Bridge SA - Professional

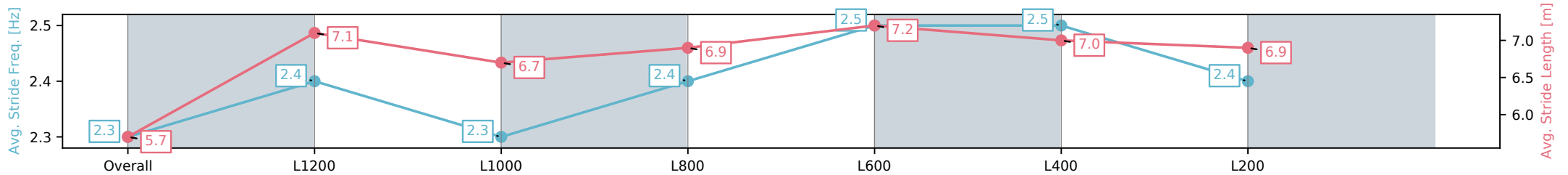
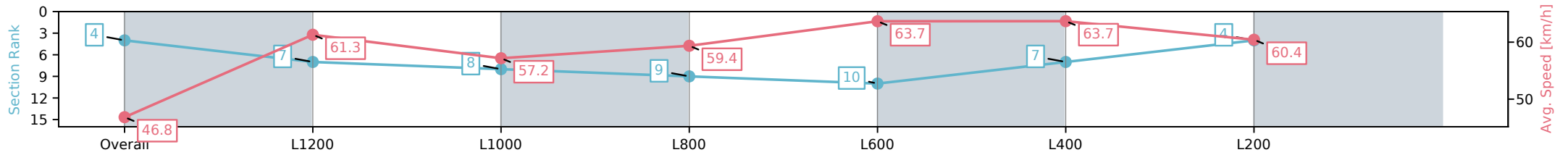
Race 9: Carlton Draught Handicap - 1400m

11 January 2025 - 5:21PM

Track Rating: Good 4, Weather: Fine, Rail Position: +4m 1200m Chute, +7m Remainder



Section	Overall	L1200	L1000	L800	L600	L400	L200
Section Times	1:27.01 [4] (0:15.39)	1:11.62 [7] (0:11.77)	0:59.85 [8] (0:12.76)	0:47.09 [9] (0:12.38)	0:34.71 [10] (0:11.51)	0:23.20 [7] (0:11.28)	0:11.91 [4] (0:11.91)
Average Speed [km/h]	46.8	61.3	57.2	59.4	63.7	63.7	60.4
Top Speed [km/h]	64.2	64.1	58.0	61.9	65.6	65.6	62.4
Avg. Dist. to Rail [m]	5.5	1.1	3.0	3.5	4.5	7.0	8.4
Avg. Stride Freq. [Hz]	2.3	2.4	2.3	2.4	2.5	2.5	2.4
Avg. Stride Length [m]	5.7	7.1	6.7	6.9	7.2	7.0	6.9



- [] Ranking at each section and finish
- :-:- No data available at this section
- NA No data available

Horse/Jockey Name	TIPSY VIXEN/Alan Lai
Finish Rank	5
Fastest Section Time (Section)	0:11.40 (L400)
Top Speed [km/h] (Section)	65.1 (L600)
Race State	Finished



Thomas Farms RC Murray Bridge SA - Professional

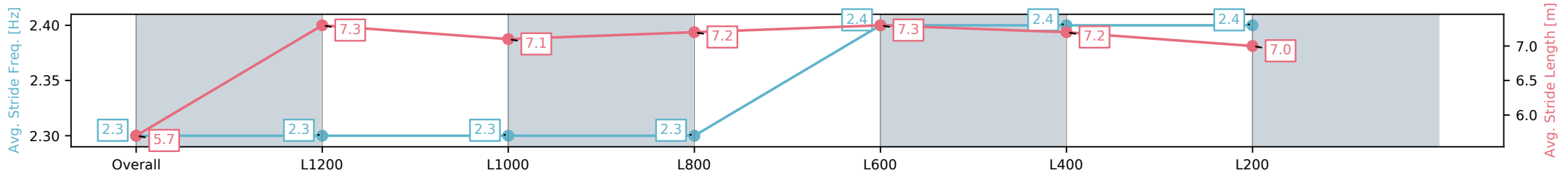
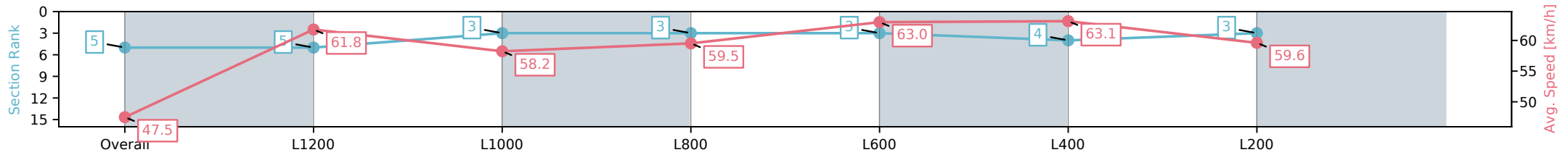
Race 9: Carlton Draught Handicap - 1400m

11 January 2025 - 5:21PM

Track Rating: Good 4, Weather: Fine, Rail Position: +4m 1200m Chute, +7m Remainder



Section	Overall	L1200	L1000	L800	L600	L400	L200
Section Times	1:27.14 [5] (0:15.15)	1:11.99 [5] (0:11.71)	1:00.28 [3] (0:12.63)	0:47.65 [3] (0:12.43)	0:35.22 [3] (0:11.75)	0:23.47 [4] (0:11.40)	0:12.07 [3] (0:12.07)
Average Speed [km/h]	47.5	61.8	58.2	59.5	63.0	63.1	59.6
Top Speed [km/h]	63.6	63.7	59.5	60.7	65.0	65.1	61.6
Avg. Dist. to Rail [m]	6.6	3.2	4.2	5.6	6.6	9.7	11.9
Avg. Stride Freq. [Hz]	2.3	2.3	2.3	2.3	2.4	2.4	2.4
Avg. Stride Length [m]	5.7	7.3	7.1	7.2	7.3	7.2	7.0



- [] Ranking at each section and finish
- :-:- No data available at this section
- NA No data available

Horse/Jockey Name	HEADPHONES/Ben Price
Finish Rank	6
Fastest Section Time (Section)	0:11.27 (L400)
Top Speed [km/h] (Section)	65.2 (L600)
Race State	Finished



Thomas Farms RC Murray Bridge SA - Professional

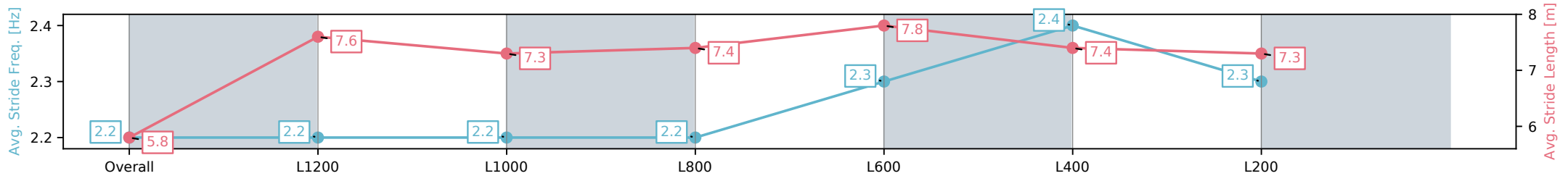
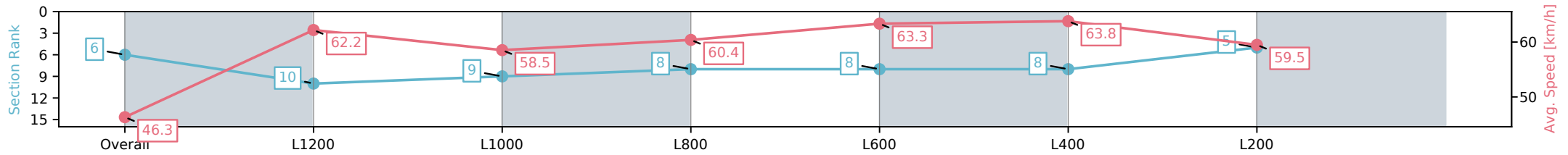
Race 9: Carlton Draught Handicap - 1400m

11 January 2025 - 5:21PM

Track Rating: Good 4, Weather: Fine, Rail Position: +4m 1200m Chute, +7m Remainder



Section	Overall	L1200	L1000	L800	L600	L400	L200
Section Times	1:27.22 [6] (0:15.59)	1:11.63 [10] (0:11.65)	0:59.98 [9] (0:12.64)	0:47.34 [8] (0:12.27)	0:35.07 [8] (0:11.69)	0:23.38 [8] (0:11.27)	0:12.11 [5] (0:12.11)
Average Speed [km/h]	46.3	62.2	58.5	60.4	63.3	63.8	59.5
Top Speed [km/h]	64.1	63.4	60.8	62.3	64.7	65.2	62.4
Avg. Dist. to Rail [m]	11.3	4.8	5.6	6.0	6.5	10.0	11.4
Avg. Stride Freq. [Hz]	2.2	2.2	2.2	2.2	2.3	2.4	2.3
Avg. Stride Length [m]	5.8	7.6	7.3	7.3	7.4	7.4	7.3



- [] Ranking at each section and finish
- :-:- No data available at this section
- NA No data available

Horse/Jockey Name	CHIPSON/Rochelle Milnes
Finish Rank	7
Fastest Section Time (Section)	0:11.30 (L400)
Top Speed [km/h] (Section)	65.8 (L600)
Race State	Finished



Thomas Farms RC Murray Bridge SA - Professional

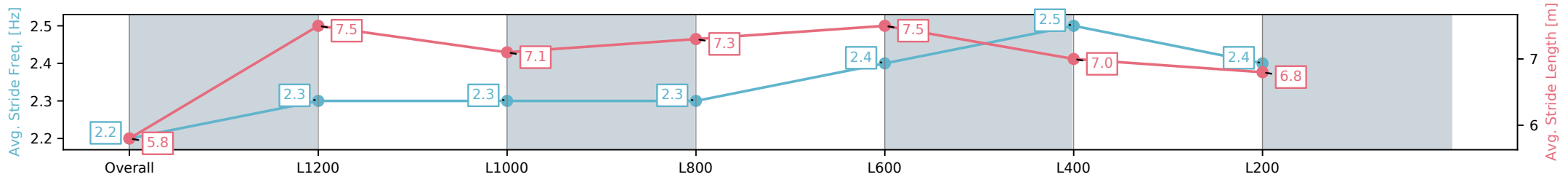
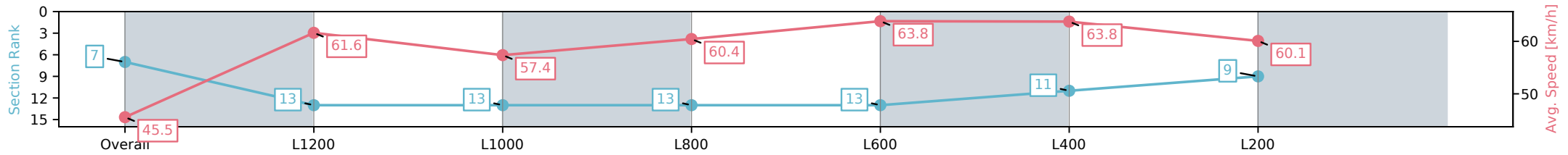
Race 9: Carlton Draught Handicap - 1400m

11 January 2025 - 5:21PM

Track Rating: Good 4, Weather: Fine, Rail Position: +4m 1200m Chute, +7m Remainder



Section	Overall	L1200	L1000	L800	L600	L400	L200
Section Times	1:27.28 [7] (0:15.82)	1:11.46 [13] (0:11.71)	0:59.75 [13] (0:12.74)	0:47.01 [13] (0:12.19)	0:34.82 [13] (0:11.54)	0:23.28 [11] (0:11.30)	0:11.98 [9] (0:11.98)
Average Speed [km/h]	45.5	61.6	57.4	60.4	63.8	63.8	60.1
Top Speed [km/h]	63.0	63.3	59.6	62.6	65.4	65.8	62.2
Avg. Dist. to Rail [m]	8.0	2.4	3.0	4.0	6.4	10.6	13.0
Avg. Stride Freq. [Hz]	2.2	2.3	2.3	2.3	2.4	2.5	2.4
Avg. Stride Length [m]	5.8	7.5	7.1	7.3	7.5	7.0	6.8



- [] Ranking at each section and finish
- :-:- No data available at this section
- NA No data available

Horse/Jockey Name	CAPTAIN JOOLIAN/Todd Pannell
Finish Rank	8
Fastest Section Time (Section)	0:11.46 (L400)
Top Speed [km/h] (Section)	64.6 (L600)
Race State	Finished



Thomas Farms RC Murray Bridge SA - Professional

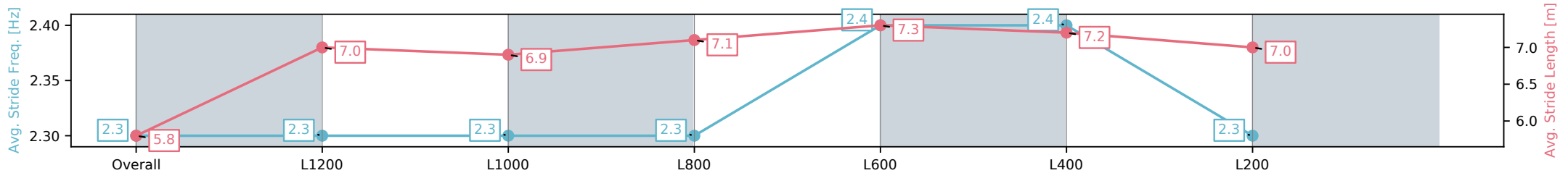
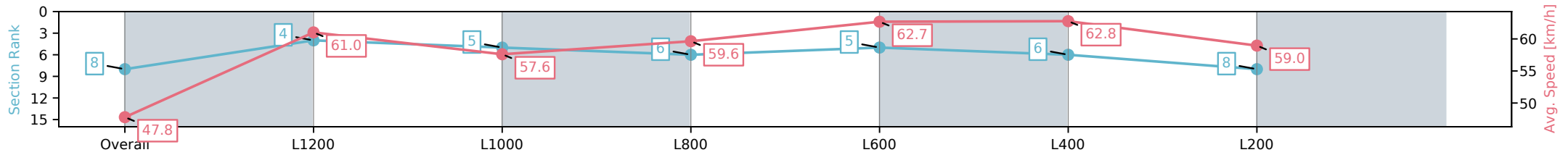
Race 9: Carlton Draught Handicap - 1400m

11 January 2025 - 5:21PM

Track Rating: Good 4, Weather: Fine, Rail Position: +4m 1200m Chute, +7m Remainder



Section	Overall	L1200	L1000	L800	L600	L400	L200
Section Times	1:27.42 [8] (0:15.09)	1:12.33 [4] (0:11.83)	1:00.50 [5] (0:12.73)	0:47.77 [6] (0:12.36)	0:35.41 [5] (0:11.74)	0:23.67 [6] (0:11.46)	0:12.21 [8] (0:12.21)
Average Speed [km/h]	47.8	61.0	57.6	59.6	62.7	62.8	59.0
Top Speed [km/h]	63.6	62.8	59.1	61.7	64.3	64.6	60.2
Avg. Dist. to Rail [m]	4.5	2.4	3.7	4.6	5.3	8.3	10.4
Avg. Stride Freq. [Hz]	2.3	2.3	2.3	2.3	2.4	2.4	2.3
Avg. Stride Length [m]	5.8	7.0	6.9	6.9	7.1	7.3	7.0



[] Ranking at each section and finish
 -:-:- No data available at this section
 NA No data available

Horse/Jockey Name	HE'S MAVERICK/Caitlin Tootell
Finish Rank	9
Fastest Section Time (Section)	0:11.62 (L1200)
Top Speed [km/h] (Section)	63.7 (Overall)
Race State	Finished



Thomas Farms RC Murray Bridge SA - Professional

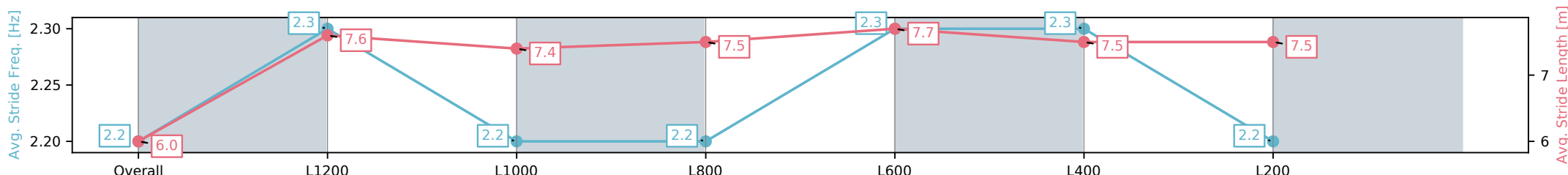
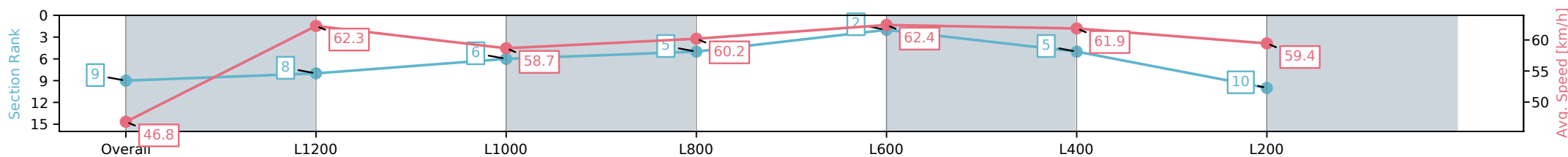
Race 9: Carlton Draught Handicap - 1400m

11 January 2025 - 5:21PM

Track Rating: Good 4, Weather: Fine, Rail Position: +4m 1200m Chute, +7m Remainder



Section	Overall	L1200	L1000	L800	L600	L400	L200
Section Times	1:27.45 [9] (0:15.40)	1:12.05 [8] (0:11.62)	1:00.43 [6] (0:12.57)	0:47.85 [5] (0:12.28)	0:35.57 [2] (0:11.82)	0:23.75 [5] (0:11.64)	0:12.11 [10] (0:12.11)
Average Speed [km/h]	46.8	62.3	58.7	60.2	62.4	61.9	59.4
Top Speed [km/h]	63.7	63.7	59.9	62.0	63.2	63.3	60.5
Avg. Dist. to Rail [m]	10.5	4.1	4.8	5.6	6.0	9.1	11.4
Avg. Stride Freq. [Hz]	2.2	2.3	2.2	2.2	2.3	2.3	2.2
Avg. Stride Length [m]	6.0	7.6	7.4	7.5	7.7	7.5	7.5



[] Ranking at each section and finish
 -:-:- No data available at this section
 NA No data available

Horse/Jockey Name	WALK LIKE AN ANGEL/Jason Holder
Finish Rank	10
Fastest Section Time (Section)	0:11.39 (L400)
Top Speed [km/h] (Section)	64.9 (L600)
Race State	Finished



Thomas Farms RC Murray Bridge SA - Professional

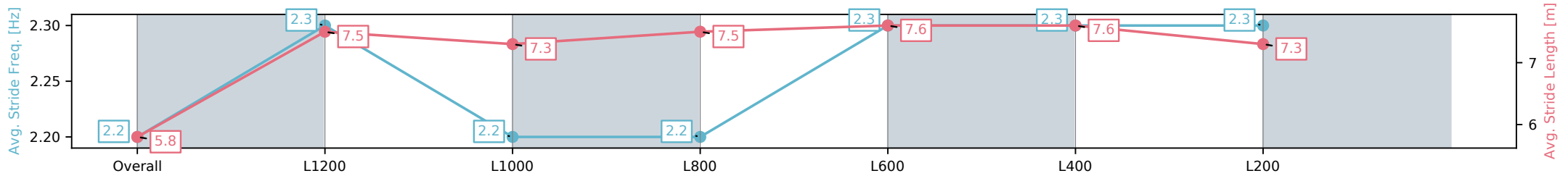
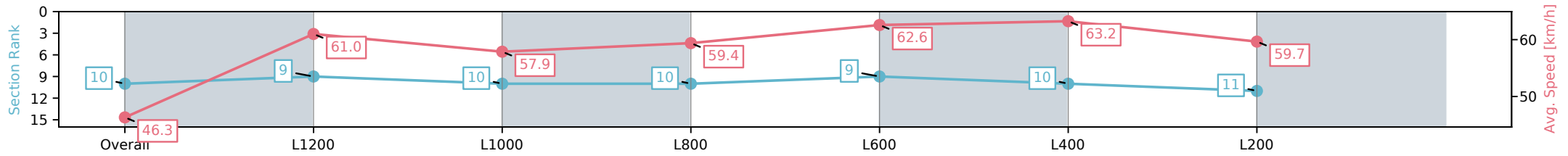
Race 9: Carlton Draught Handicap - 1400m

11 January 2025 - 5:21PM

Track Rating: Good 4, Weather: Fine, Rail Position: +4m 1200m Chute, +7m Remainder



Section	Overall	L1200	L1000	L800	L600	L400	L200
Section Times	1:27.46 [10] (0:15.54)	1:11.92 [9] (0:11.83)	1:00.09 [10] (0:12.57)	0:47.51 [10] (0:12.33)	0:35.18 [9] (0:11.71)	0:23.47 [10] (0:11.39)	0:12.08 [11] (0:12.08)
Average Speed [km/h]	46.3	61.0	57.9	59.4	62.6	63.2	59.7
Top Speed [km/h]	64.1	64.1	60.0	61.4	63.8	64.9	61.3
Avg. Dist. to Rail [m]	5.5	0.6	2.1	3.4	4.8	7.6	9.1
Avg. Stride Freq. [Hz]	2.2	2.3	2.2	2.2	2.3	2.3	2.3
Avg. Stride Length [m]	5.8	7.5	7.3	7.5	7.6	7.6	7.3



- [] Ranking at each section and finish
- :-:- No data available at this section
- NA No data available

Horse/Jockey Name	GRINZINGER ACE/Stacey Metcalfe
Finish Rank	11
Fastest Section Time (Section)	0:11.59 (L400)
Top Speed [km/h] (Section)	63.7 (L600)
Race State	Finished



Thomas Farms RC Murray Bridge SA - Professional

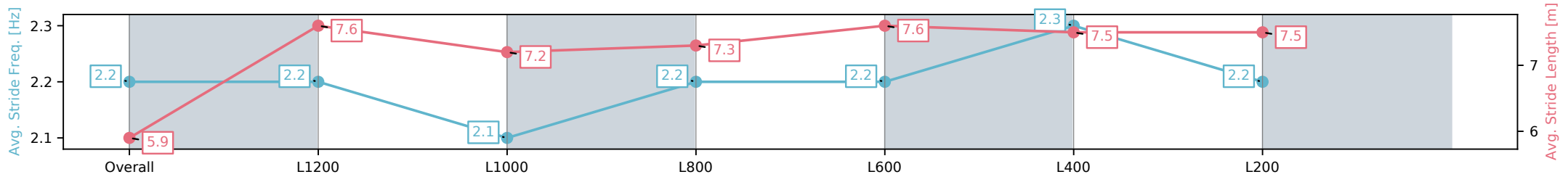
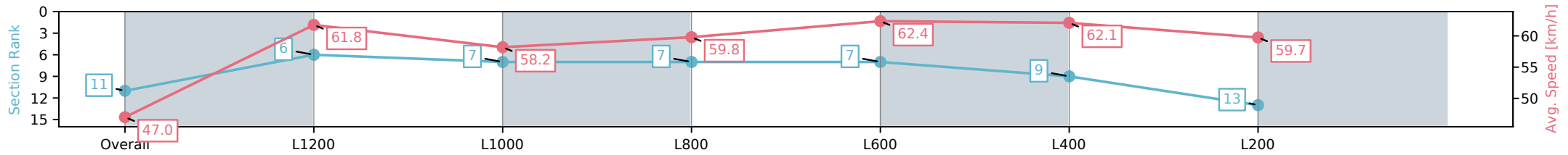
Race 9: Carlton Draught Handicap - 1400m

11 January 2025 - 5:21PM

Track Rating: Good 4, Weather: Fine, Rail Position: +4m 1200m Chute, +7m Remainder



Section	Overall	L1200	L1000	L800	L600	L400	L200
Section Times	1:27.57 [11] (0:15.37)	1:12.20 [6] (0:11.69)	1:00.51 [7] (0:12.66)	0:47.85 [7] (0:12.37)	0:35.48 [7] (0:11.83)	0:23.65 [9] (0:11.59)	0:12.06 [13] (0:12.06)
Average Speed [km/h]	47.0	61.8	58.2	59.8	62.4	62.1	59.7
Top Speed [km/h]	63.1	63.2	60.2	61.6	62.9	63.7	60.8
Avg. Dist. to Rail [m]	9.3	3.2	4.7	5.2	5.8	10.0	13.2
Avg. Stride Freq. [Hz]	2.2	2.2	2.1	2.2	2.2	2.3	2.2
Avg. Stride Length [m]	5.9	7.6	7.2	7.3	7.6	7.5	7.5



- [] Ranking at each section and finish
- :-:- No data available at this section
- NA No data available

Horse/Jockey Name	SHE'S STYLISH/Justin Potter
Finish Rank	12
Fastest Section Time (Section)	0:11.52 (L400)
Top Speed [km/h] (Section)	65.4 (Overall)
Race State	Finished



Thomas Farms RC Murray Bridge SA - Professional

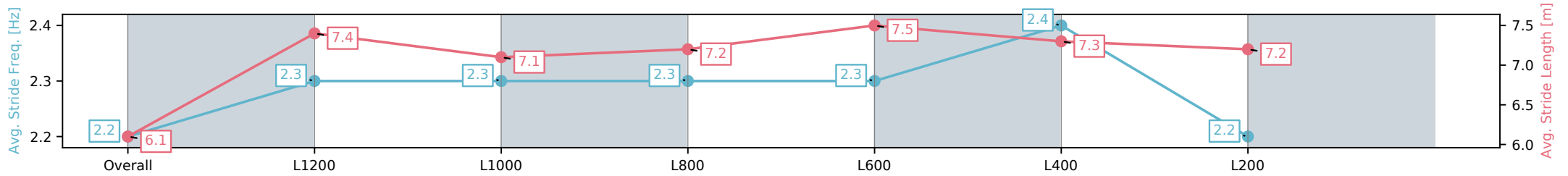
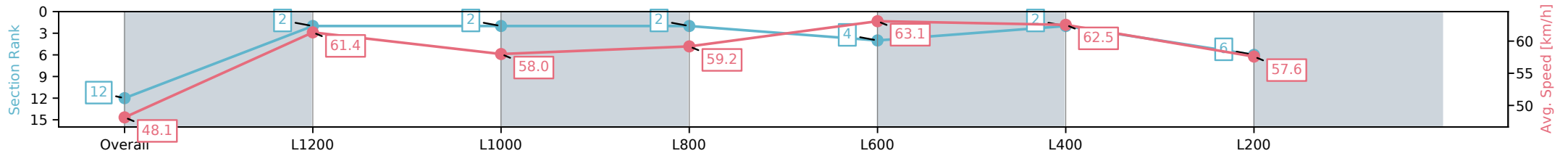
Race 9: Carlton Draught Handicap - 1400m

11 January 2025 - 5:21PM

Track Rating: Good 4, Weather: Fine, Rail Position: +4m 1200m Chute, +7m Remainder



Section	Overall	L1200	L1000	L800	L600	L400	L200
Section Times	1:27.64 [12] (0:14.97)	1:12.67 [2] (0:11.76)	1:00.91 [2] (0:12.69)	0:48.22 [2] (0:12.55)	0:35.67 [4] (0:11.66)	0:24.01 [2] (0:11.52)	0:12.49 [6] (0:12.49)
Average Speed [km/h]	48.1	61.4	58.0	59.2	63.1	62.5	57.6
Top Speed [km/h]	65.4	65.4	59.4	61.1	64.0	65.4	60.5
Avg. Dist. to Rail [m]	5.6	2.2	4.4	6.1	5.2	6.9	4.8
Avg. Stride Freq. [Hz]	2.2	2.3	2.3	2.3	2.3	2.4	2.2
Avg. Stride Length [m]	6.1	7.4	7.1	7.2	7.5	7.3	7.2



- [] Ranking at each section and finish
- :-:- No data available at this section
- NA No data available

Horse/Jockey Name	BRAZEN KINGDOM/Kayla Crowther
Finish Rank	13
Fastest Section Time (Section)	0:11.44 (L400)
Top Speed [km/h] (Section)	65.0 (L800)
Race State	Finished



Thomas Farms RC Murray Bridge SA - Professional

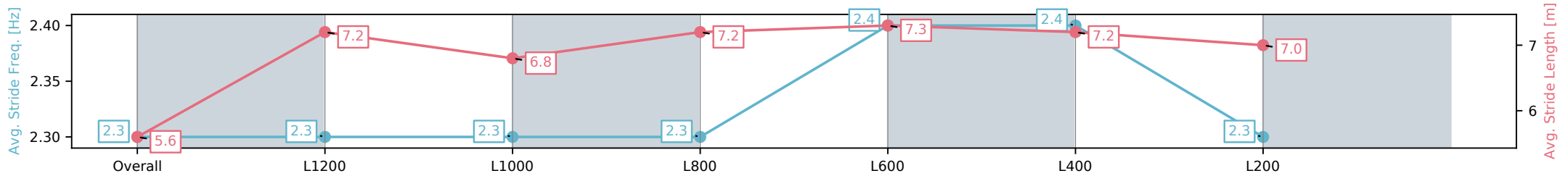
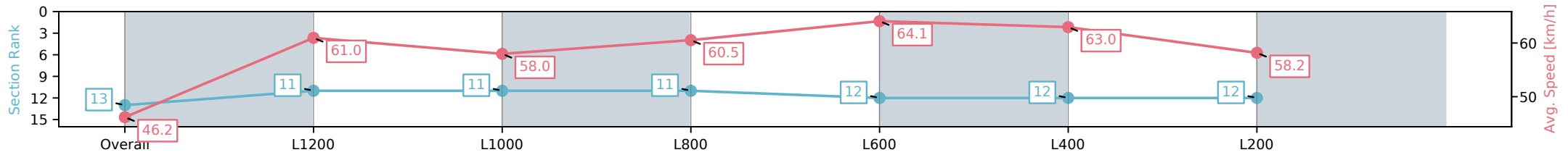
Race 9: Carlton Draught Handicap - 1400m

11 January 2025 - 5:21PM

Track Rating: Good 4, Weather: Fine, Rail Position: +4m 1200m Chute, +7m Remainder



Section	Overall	L1200	L1000	L800	L600	L400	L200
Section Times	1:27.83 [13] (0:15.60)	1:12.23 [11] (0:11.85)	1:00.38 [11] (0:12.72)	0:47.66 [11] (0:12.24)	0:35.42 [12] (0:11.61)	0:23.81 [12] (0:11.44)	0:12.37 [12] (0:12.37)
Average Speed [km/h]	46.2	61.0	58.0	60.5	64.1	63.0	58.2
Top Speed [km/h]	62.0	62.6	60.7	62.2	65.0	65.0	59.4
Avg. Dist. to Rail [m]	6.3	2.5	4.9	5.8	7.9	12.3	13.9
Avg. Stride Freq. [Hz]	2.3	2.3	2.3	2.3	2.4	2.4	2.3
Avg. Stride Length [m]	5.6	7.2	6.8	7.2	7.3	7.2	7.0



- [] Ranking at each section and finish
- :-:- No data available at this section
- NA No data available