



RACINGSA

Thomas Farms RC Murray Bridge SA Race 7: Sportsbet Fast Form Handicap - 2000m

11 January 2025 - 4:03PM

Track Rating: Good 4, Weather: Fine, Rail Position: +4m 1200m Chute, +7m Remainder



Murray Bridge
Racing Club

Section Field Times							Overall	L1800	L1600	L1400	L1200	L1000		
							2:05.43 (0:15.69)	1:49.74 (0:11.60)	1:38.14 (0:11.45)	1:26.69 (0:11.56)	1:15.13 (0:11.68)	1:03.45 (0:11.95)		
Position	#	Horse/Jockey	Barrier	Top Speed [km/h]	Fastest Section	First 400m							Distance Travelled From Winner [m]	
1	6	FOX GEM Manoel Nunes	12	64.8 1600-1400	0:11.39 1400-1200	0:28.17	2:05.43 (0:16.51)	1:48.92 [12] (0:11.66)	1:37.26 [11] (0:11.95)	1:25.31 [11] (0:11.39)	1:13.92 [10] (0:11.55)	1:02.37 [10] (0:11.94)		
2	2	SANDASTAN Sairyn Fawke	14	64.6 1600-1400	0:11.45 1400-1200	0:28.60	2:05.78 (0:17.06)	1:48.72 [13] (0:11.54)	1:37.18 [13] (0:11.78)	1:25.40 [13] (0:11.45)	1:13.95 [13] (0:11.57)	1:02.37 [13] (0:12.00)	+4	
3	11	SPACE EQUITY Caitlin Tootell	5	63.9 2000-1800	0:11.43 1400-1200	0:27.95	2:05.87 (0:16.21)	1:49.66 [9] (0:11.74)	1:37.92 [9] (0:11.92)	1:26.00 [9] (0:11.43)	1:14.57 [8] (0:11.55)	1:03.02 [8] (0:11.90)	+2	
4	8	TEMBU BOY Emily Finnegan	10	65.6 2000-1800	0:11.48 1400-1200	0:27.57	2:05.98 (0:16.03)	1:49.95 [5] (0:11.55)	1:38.40 [4] (0:11.78)	1:26.62 [4] (0:11.48)	1:15.14 [4] (0:11.69)	1:03.45 [4] (0:11.89)	+2	
5	1	IMPOSING SUSPECT Justin Potter	9	66.2 2000-1800	0:11.55 1400-1200	0:27.85	2:06.20 (0:16.21)	1:49.99 [8] (0:11.64)	1:38.35 [7] (0:11.97)	1:26.38 [8] (0:11.55)	1:14.83 [9] (0:11.66)	1:03.17 [9] (0:11.87)	+4	
6	13	AMBER NOOK Rochelle Milnes	4	64.5 2000-1800	0:11.55 1400-1200	0:27.43	2:06.28 (0:15.82)	1:50.46 [2] (0:11.61)	1:38.85 [2] (0:11.68)	1:27.17 [3] (0:11.55)	1:15.62 [3] (0:11.69)	1:03.93 [3] (0:11.93)	-3	
7	14	PRICKLY POPPY Jacob Opperman	1	64.1 2000-1800	0:11.45 1400-1200	0:27.90	2:06.29 (0:16.10)	1:50.19 [7] (0:11.80)	1:38.39 [8] (0:11.88)	1:26.51 [7] (0:11.45)	1:15.06 [7] (0:11.61)	1:03.45 [7] (0:11.88)	-4	
8	5	DAZZLING PROSPECT Alan Lai	3	63.7 2000-1800	0:11.45 1400-1200	0:27.70	2:06.48 (0:15.93)	1:50.55 [4] (0:11.77)	1:38.78 [6] (0:11.85)	1:26.93 [6] (0:11.45)	1:15.48 [6] (0:11.70)	1:03.78 [6] (0:11.96)	-4	
9	16	AMERICAN TROUBLE Jessica Tzaferis	8	65.3 2000-1800	0:11.40 1800-1600	0:27.47	2:06.57 (0:16.07)	1:50.50 [6] (0:11.40)	1:39.10 [3] (0:11.64)	1:27.46 [2] (0:11.52)	1:15.94 [2] (0:11.67)	1:04.27 [2] (0:12.08)	+0	
10	7	HANGYOURHAT Jake Toeroek	6	64.3 2000-1800	0:11.49 1400-1200	0:28.14	2:06.62 (0:16.50)	1:50.12 [11] (0:11.64)	1:38.48 [10] (0:11.93)	1:26.55 [10] (0:11.49)	1:15.06 [11] (0:11.62)	1:03.44 [11] (0:11.93)	-4	

Scratched: Cours Vite (#4), Harley'n'rose (#9), Esky (#15), Red Roof (#17)

Report Created: Sat 11 January 2025 16:56:01 GMT+11 (Note: Timing is based on positional data)

- [] Position in running at each section and finish
- #: Saddle cloth number
- :--- No data available at this section
- DNF Did not finish
- NA No data available
- DNT Did not track
- █ Background shading for fastest section



RACINGSA

Thomas Farms RC Murray Bridge SA Race 7: Sportsbet Fast Form Handicap - 2000m

11 January 2025 - 4:03PM

Track Rating: Good 4, Weather: Fine, Rail Position: +4m 1200m Chute, +7m Remainder



Murray Bridge
Racing Club

Section Field Times							Overall	L1800	L1600	L1400	L1200	L1000		
							2:05.43 (0:15.69)	1:49.74 (0:11.60)	1:38.14 (0:11.45)	1:26.69 (0:11.56)	1:15.13 (0:11.68)	1:03.45 (0:11.95)		
Position	#	Horse/Jockey	Barrier	Top Speed [km/h]	Fastest Section	First 400m							Distance Travelled From Winner [m]	
11	10	SILENT DON Kayla Crowther	13	63.9 1600-1400	0:11.56 1400-1200	0:28.20	2:06.92 (0:16.44)	1:50.48 [10] (0:11.76)	1:38.72 [12] (0:12.00)	1:26.72 [12] (0:11.56)	1:15.15 [12] (0:11.60)	1:03.55 [12] (0:11.78)	+5	
12	12	DEVIL'S DEXTER Alana Livesey	2	64.6 2000-1800	0:11.41 1400-1200	0:27.65	2:07.17 (0:15.86)	1:51.31 [3] (0:11.79)	1:39.52 [5] (0:11.84)	1:27.68 [5] (0:11.41)	1:16.27 [5] (0:11.74)	1:04.53 [5] (0:12.04)	-6	
13	3	COMMISSIONS Todd Pannell	7	65.0 2000-1800	0:11.45 1600-1400	0:27.28	2:07.47 (0:15.68)	1:51.79 [1] (0:11.61)	1:40.18 [1] (0:11.45)	1:28.73 [1] (0:11.56)	1:17.17 [1] (0:11.68)	1:05.49 [1] (0:11.95)	-2	

Scratched: Cours Vite (#4), Harley'n'rose (#9), Esky (#15), Red Roof (#17)

- [] Position in running at each section and finish
- #: Saddle cloth number
- :--- No data available at this section
- DNF Did not finish
- NA No data available
- DNT Did not track
- █ Background shading for fastest section



RACINGSA

Thomas Farms RC Murray Bridge SA Race 7: Sportsbet Fast Form Handicap - 2000m

11 January 2025 - 4:03PM

Track Rating: Good 4, Weather: Fine, Rail Position: +4m 1200m Chute, +7m Remainder



Murray Bridge
Racing Club

Section Field Times

L800 0:51.50 (0:12.39)
L600 0:39.11 (0:12.82)
L400 0:26.28 (0:12.90)
L200 0:13.40 (0:13.40)

Position	#	Horse/Jockey	Barrier	Top Speed [km/h]	Fastest Section	First 400m	L800	L600	L400	L200	Margin	Distance Travelled From Winner [m]
1	6	FOX GEM Manoel Nunes	12	64.8 1600-1400	0:11.39 1400-1200	0:28.17	0:50.43 [10] (0:12.12)	0:38.31 [8] (0:12.55)	0:25.76 [6] (0:12.38)	0:13.38 [2] (0:13.38)	2:05.43	
2	2	SANDASTAN Sairyn Fawke	14	64.6 1600-1400	0:11.45 1400-1200	0:28.60	0:50.37 [13] (0:12.08)	0:38.29 [13] (0:12.61)	0:25.68 [12] (0:12.57)	0:13.10 [7] (0:13.10)	2.02L	+4
3	11	SPACE EQUITY Caitlin Tootell	5	63.9 2000-1800	0:11.43 1400-1200	0:27.95	0:51.12 [8] (0:12.15)	0:38.97 [5] (0:12.60)	0:26.37 [4] (0:12.59)	0:13.78 [3] (0:13.78)	2.51L	+2
4	8	TEMBU BOY Emily Finnegan	10	65.6 2000-1800	0:11.48 1400-1200	0:27.57	0:51.56 [4] (0:12.23)	0:39.33 [2] (0:12.68)	0:26.65 [3] (0:12.70)	0:13.95 [1] (0:13.95)	3.16L	+2
5	1	IMPOSING SUSPECT Justin Potter	9	66.2 2000-1800	0:11.55 1400-1200	0:27.85	0:51.30 [9] (0:12.06)	0:39.24 [6] (0:12.60)	0:26.64 [5] (0:12.69)	0:13.95 [5] (0:13.95)	4.42L	+4
6	13	AMBER NOOK Rochelle Milnes	4	64.5 2000-1800	0:11.55 1400-1200	0:27.43	0:52.00 [2] (0:12.45)	0:39.55 [3] (0:12.52)	0:27.03 [2] (0:12.93)	0:14.10 [4] (0:14.10)	4.91L	-3
7	14	PRICKLY POPPY Jacob Opperman	1	64.1 2000-1800	0:11.45 1400-1200	0:27.90	0:51.57 [7] (0:12.43)	0:39.14 [9] (0:12.57)	0:26.56 [7] (0:12.85)	0:13.71 [6] (0:13.71)	4.97L	-4
8	5	DAZZLING PROSPECT Alan Lai	3	63.7 2000-1800	0:11.45 1400-1200	0:27.70	0:51.82 [5] (0:12.40)	0:39.42 [7] (0:12.94)	0:26.48 [11] (0:12.83)	0:13.65 [11] (0:13.65)	6.06L	-4
9	16	AMERICAN TROUBLE Jessica Tzaferis	8	65.3 2000-1800	0:11.40 1800-1600	0:27.47	0:52.19 [3] (0:12.43)	0:39.76 [4] (0:12.94)	0:26.82 [8] (0:12.99)	0:13.83 [9] (0:13.83)	6.55L	+0
10	7	HANGYOURHAT Jake Toeroek	6	64.3 2000-1800	0:11.49 1400-1200	0:28.14	0:51.51 [11] (0:12.27)	0:39.24 [12] (0:12.49)	0:26.75 [10] (0:12.84)	0:13.91 [8] (0:13.91)	6.85L	-4

Scratched: Cours Vite (#4), Harley'n'rose (#9), Esky (#15), Red Roof (#17)

Report Created: Sat 11 January 2025 16:56:01 GMT+11 (Note: Timing is based on positional data)

- [] Position in running at each section and finish
- #: Saddle cloth number
- :--:-- No data available at this section
- DNF Did not finish
- NA No data available
- DNT Did not track
- █ Background shading for fastest section



RACINGSA

Thomas Farms RC Murray Bridge SA Race 7: Sportsbet Fast Form Handicap - 2000m

11 January 2025 - 4:03PM

Track Rating: Good 4, Weather: Fine, Rail Position: +4m 1200m Chute, +7m Remainder



Murray Bridge
Racing Club

Section	L800	L600	L400	L200
Field Times	0:51.50 (0:12.39)	0:39.11 (0:12.82)	0:26.28 (0:12.90)	0:13.40 (0:13.40)

Position	#	Horse/Jockey	Barrier	Top Speed [km/h]	Fastest Section	First 400m	L800	L600	L400	L200	Margin	Distance Travelled From Winner [m]
11	10	SILENT DON Kayla Crowther	13	63.9 1600-1400	0:11.56 1400-1200	0:28.20	0:51.77 [12] (0:12.04)	0:39.73 [10] (0:12.65)	0:27.08 [9] (0:13.05)	0:14.03 [12] (0:14.03)	8.62L	+5
12	12	DEVIL'S DEXTER Alana Livesey	2	64.6 2000-1800	0:11.41 1400-1200	0:27.65	0:52.49 [6] (0:12.60)	0:39.89 [11] (0:13.02)	0:26.87 [13] (0:13.11)	0:13.76 [13] (0:13.76)	10.05L	-6
13	3	COMMISSIONS Todd Pannell	7	65.0 2000-1800	0:11.45 1600-1400	0:27.28	0:53.54 [1] (0:12.38)	0:41.16 [1] (0:12.82)	0:28.34 [1] (0:13.69)	0:14.65 [10] (0:14.65)	11.8L	-2

Scratched: Cours Vite (#4), Harley'n'rose (#9), Esky (#15), Red Roof (#17)

- [] Position in running at each section and finish
- #: Saddle cloth number
- :--- No data available at this section
- DNF Did not finish
- NA No data available
- DNT Did not track
- █ Background shading for fastest section

Horse/Jockey Name	FOX GEM/Manoel Nunes
Finish Rank	1
Fastest Section Time (Section)	0:11.39 (L1400)
Top Speed [km/h] (Section)	64.8 (L1600)
Race State	Finished



Thomas Farms RC Murray Bridge SA - Professional

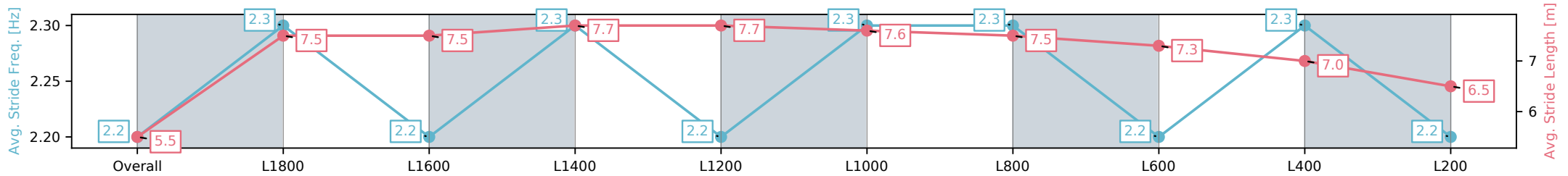
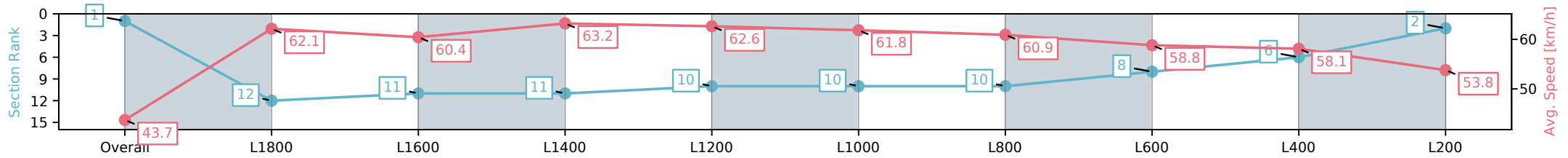
Race 7: Sportsbet Fast Form Handicap - 2000m

11 January 2025 - 4:03PM

Track Rating: Good 4, Weather: Fine, Rail Position: +4m 1200m
Chute, +7m Remainder



Section	Overall	L1800	L1600	L1400	L1200	L1000	L800	L600	L400	L200
Section Times	2:05.43 [1] (0:16.51)	1:48.92 [12] (0:11.66)	1:37.26 [11] (0:11.95)	1:25.31 [11] (0:11.39)	1:13.92 [10] (0:11.55)	1:02.37 [10] (0:11.94)	0:50.43 [10] (0:12.12)	0:38.31 [8] (0:12.55)	0:25.76 [6] (0:12.38)	0:13.38 [2] (0:13.38)
Average Speed [km/h]	43.7	62.1	60.4	63.2	62.6	61.8	60.9	58.8	58.1	53.8
Top Speed [km/h]	63.5	64.7	61.7	64.8	64.0	63.0	61.9	59.9	60.0	56.1
Avg. Dist. to Rail [m]	9.5	1.3	2.6	2.7	3.4	5.0	5.1	5.5	7.2	7.2
Avg. Stride Freq. [Hz]	2.2	2.3	2.2	2.3	2.2	2.3	2.3	2.2	2.3	2.2
Avg. Stride Length [m]	5.5	7.5	7.5	7.7	7.7	7.6	7.5	7.3	7.0	6.5



- [] Ranking at each section and finish
- :-:- No data available at this section
- NA No data available

Horse/Jockey Name	SANDASTAN/Sairyn Fawke
Finish Rank	2
Fastest Section Time (Section)	0:11.45 (L1400)
Top Speed [km/h] (Section)	64.6 (L1600)
Race State	Finished



Thomas Farms RC Murray Bridge SA - Professional

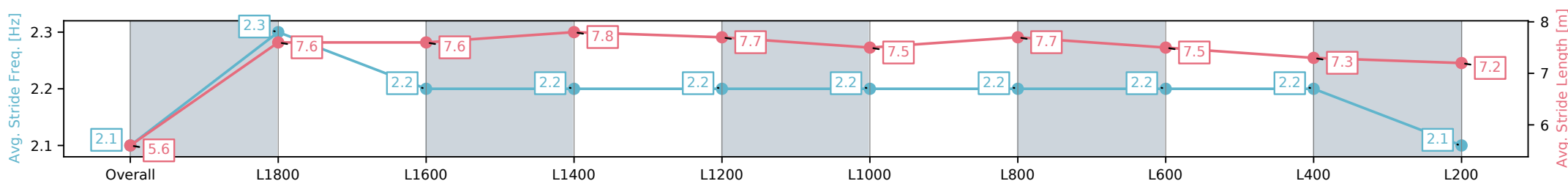
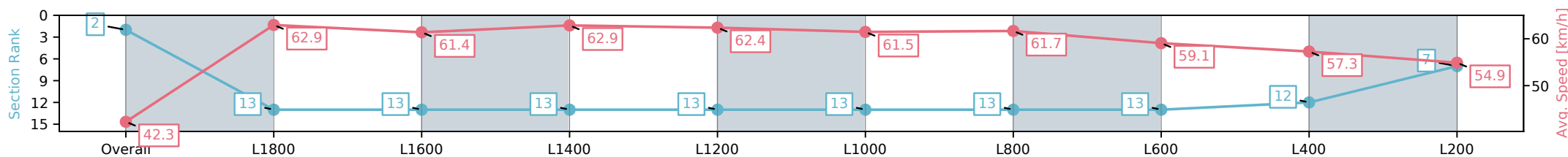
Race 7: Sportsbet Fast Form Handicap - 2000m

11 January 2025 - 4:03PM

Track Rating: Good 4, Weather: Fine, Rail Position: +4m 1200m Chute, +7m Remainder



Section	Overall	L1800	L1600	L1400	L1200	L1000	L800	L600	L400	L200
Section Times	2:05.78 [2] (0:17.06)	1:48.72 [13] (0:11.54)	1:37.18 [13] (0:11.78)	1:25.40 [13] (0:11.45)	1:13.95 [13] (0:11.57)	1:02.37 [13] (0:12.00)	0:50.37 [13] (0:12.08)	0:38.29 [13] (0:12.61)	0:25.68 [12] (0:12.57)	0:13.10 [7] (0:13.10)
Average Speed [km/h]	42.3	62.9	61.4	62.9	62.4	61.5	61.7	59.1	57.3	54.9
Top Speed [km/h]	62.4	63.8	62.1	64.6	63.9	62.1	62.0	60.5	58.1	56.8
Avg. Dist. to Rail [m]	9.1	1.9	2.3	2.6	2.9	4.8	6.8	8.3	11.8	11.8
Avg. Stride Freq. [Hz]	2.1	2.3	2.2	2.2	2.2	2.2	2.2	2.2	2.2	2.1
Avg. Stride Length [m]	5.6	7.6	7.6	7.8	7.7	7.5	7.7	7.5	7.3	7.2



[] Ranking at each section and finish
 -:-:- No data available at this section
 NA No data available

Horse/Jockey Name	SPACE EQUITY/Caitlin Tootell
Finish Rank	3
Fastest Section Time (Section)	0:11.43 (L1400)
Top Speed [km/h] (Section)	63.9 (Overall)
Race State	Finished



Thomas Farms RC Murray Bridge SA - Professional

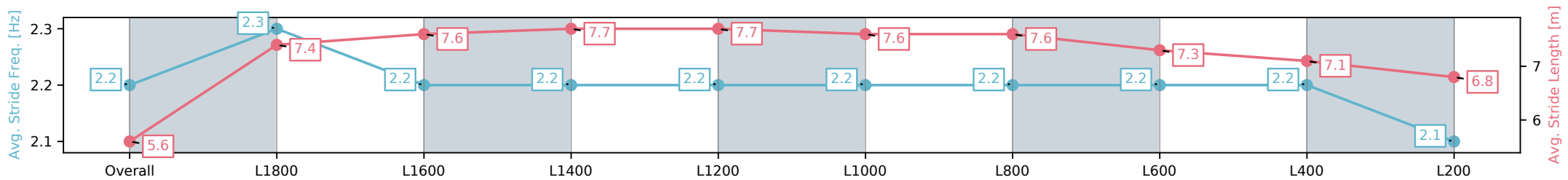
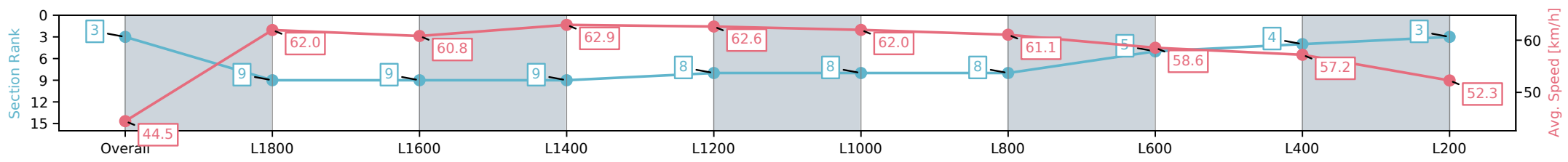
Race 7: Sportsbet Fast Form Handicap - 2000m

11 January 2025 - 4:03PM

Track Rating: Good 4, Weather: Fine, Rail Position: +4m 1200m
Chute, +7m Remainder



Section	Overall	L1800	L1600	L1400	L1200	L1000	L800	L600	L400	L200
Section Times	2:05.87 [3] (0:16.21)	1:49.66 [9] (0:11.74)	1:37.92 [9] (0:11.92)	1:26.00 [9] (0:11.43)	1:14.57 [8] (0:11.55)	1:03.02 [8] (0:11.90)	0:51.12 [8] (0:12.15)	0:38.97 [5] (0:12.60)	0:26.37 [4] (0:12.59)	0:13.78 [3] (0:13.78)
Average Speed [km/h]	44.5	62.0	60.8	62.9	62.6	62.0	61.1	58.6	57.2	52.3
Top Speed [km/h]	63.9	63.9	62.0	63.8	63.6	62.5	62.3	60.3	58.4	54.6
Avg. Dist. to Rail [m]	7.6	2.3	2.5	2.7	3.2	4.9	5.8	6.3	8.8	8.9
Avg. Stride Freq. [Hz]	2.2	2.3	2.2	2.2	2.2	2.2	2.2	2.2	2.2	2.1
Avg. Stride Length [m]	5.6	7.4	7.6	7.7	7.7	7.6	7.6	7.3	7.1	6.8



[] Ranking at each section and finish
 -:-:- No data available at this section
 NA No data available

Horse/Jockey Name	TEMBU BOY/Emily Finnegan
Finish Rank	4
Fastest Section Time (Section)	0:11.48 (L1400)
Top Speed [km/h] (Section)	65.6 (Overall)
Race State	Finished



Thomas Farms RC Murray Bridge SA - Professional

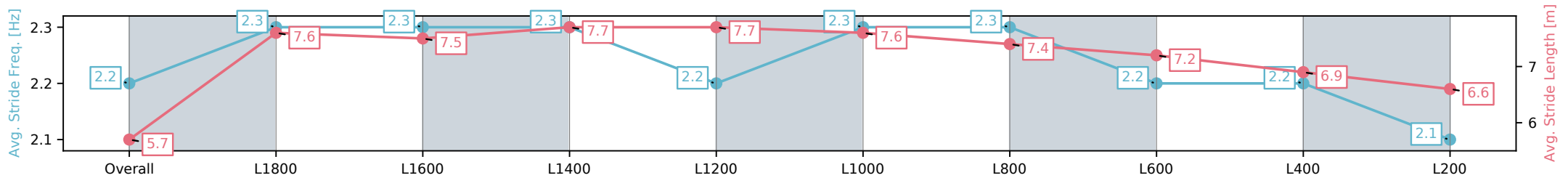
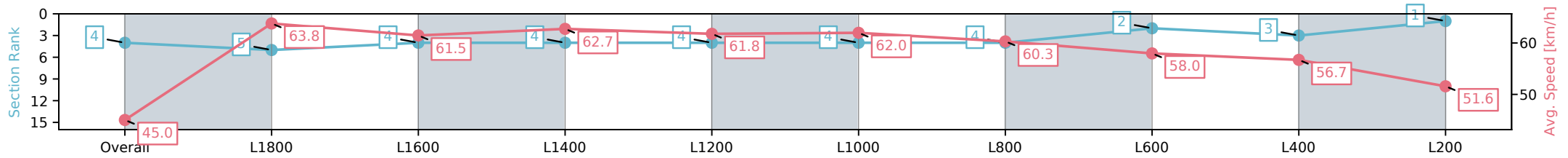
Race 7: Sportsbet Fast Form Handicap - 2000m

11 January 2025 - 4:03PM

Track Rating: Good 4, Weather: Fine, Rail Position: +4m 1200m Chute, +7m Remainder



Section	Overall	L1800	L1600	L1400	L1200	L1000	L800	L600	L400	L200
Section Times	2:05.98 [4] (0:16.03)	1:49.95 [5] (0:11.55)	1:38.40 [4] (0:11.78)	1:26.62 [4] (0:11.48)	1:15.14 [4] (0:11.69)	1:03.45 [4] (0:11.89)	0:51.56 [4] (0:12.23)	0:39.33 [2] (0:12.68)	0:26.65 [3] (0:12.70)	0:13.95 [1] (0:13.95)
Average Speed [km/h]	45.0	63.8	61.5	62.7	61.8	62.0	60.3	58.0	56.7	51.6
Top Speed [km/h]	64.1	65.6	62.7	63.2	62.7	62.4	61.8	58.8	58.3	54.3
Avg. Dist. to Rail [m]	10.6	4.7	2.9	2.6	3.0	4.6	4.8	5.1	5.7	5.6
Avg. Stride Freq. [Hz]	2.2	2.3	2.3	2.3	2.2	2.3	2.3	2.2	2.2	2.1
Avg. Stride Length [m]	5.7	7.6	7.5	7.7	7.7	7.6	7.4	7.2	6.9	6.6



- [] Ranking at each section and finish
- :-:- No data available at this section
- NA No data available

Horse/Jockey Name	IMPOSING SUSPECT/Justin Potter
Finish Rank	5
Fastest Section Time (Section)	0:11.55 (L1400)
Top Speed [km/h] (Section)	66.2 (Overall)
Race State	Finished



Thomas Farms RC Murray Bridge SA - Professional

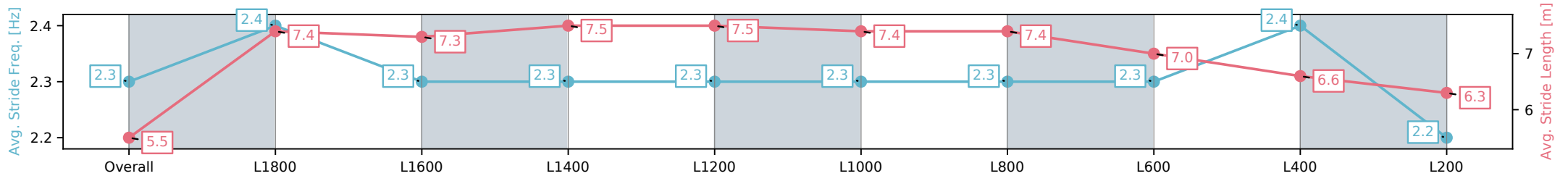
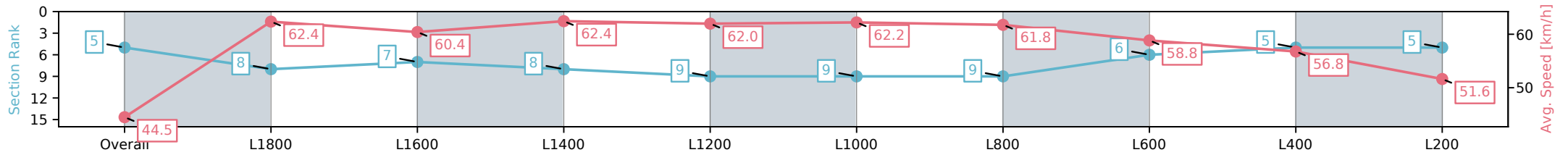
Race 7: Sportsbet Fast Form Handicap - 2000m

11 January 2025 - 4:03PM

Track Rating: Good 4, Weather: Fine, Rail Position: +4m 1200m Chute, +7m Remainder



Section	Overall	L1800	L1600	L1400	L1200	L1000	L800	L600	L400	L200
Section Times	2:06.20 [5] (0:16.21)	1:49.99 [8] (0:11.64)	1:38.35 [7] (0:11.97)	1:26.38 [8] (0:11.55)	1:14.83 [9] (0:11.66)	1:03.17 [9] (0:11.87)	0:51.30 [9] (0:12.06)	0:39.24 [6] (0:12.60)	0:26.64 [5] (0:12.69)	0:13.95 [5] (0:13.95)
Average Speed [km/h]	44.5	62.4	60.4	62.4	62.0	62.2	61.8	58.8	56.8	51.6
Top Speed [km/h]	66.2	64.2	60.9	63.3	63.2	63.1	62.5	60.4	59.2	53.9
Avg. Dist. to Rail [m]	8.7	1.8	2.3	2.8	3.5	5.2	6.5	7.4	9.7	9.7
Avg. Stride Freq. [Hz]	2.3	2.4	2.3	2.3	2.3	2.3	2.3	2.3	2.4	2.2
Avg. Stride Length [m]	5.5	7.4	7.3	7.5	7.5	7.4	7.4	7.0	6.6	6.3



[] Ranking at each section and finish
 -:-:- No data available at this section
 NA No data available

Horse/Jockey Name	AMBER NOOK/Rochelle Milnes
Finish Rank	6
Fastest Section Time (Section)	0:11.55 (L1400)
Top Speed [km/h] (Section)	64.5 (Overall)
Race State	Finished



Thomas Farms RC Murray Bridge SA - Professional

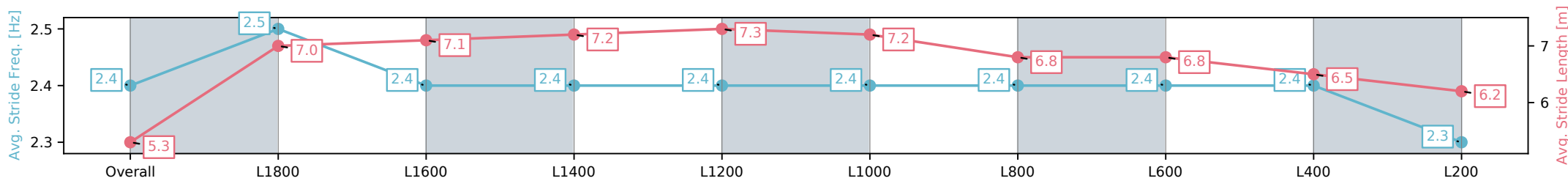
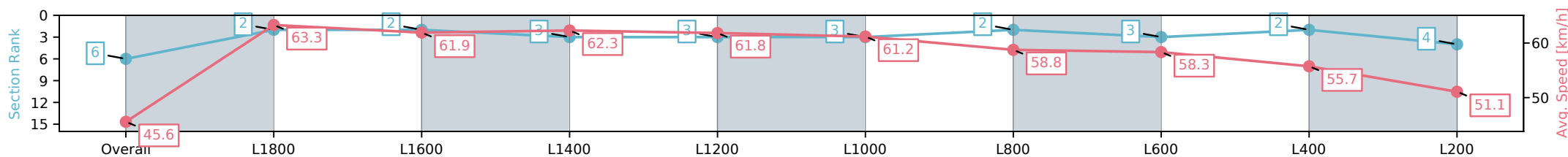
Race 7: Sportsbet Fast Form Handicap - 2000m

11 January 2025 - 4:03PM

Track Rating: Good 4, Weather: Fine, Rail Position: +4m 1200m
Chute, +7m Remainder



Section	Overall	L1800	L1600	L1400	L1200	L1000	L800	L600	L400	L200
Section Times	2:06.28 [6] (0:15.82)	1:50.46 [2] (0:11.61)	1:38.85 [2] (0:11.68)	1:27.17 [3] (0:11.55)	1:15.62 [3] (0:11.69)	1:03.93 [3] (0:11.93)	0:52.00 [2] (0:12.45)	0:39.55 [3] (0:12.52)	0:27.03 [2] (0:12.93)	0:14.10 [4] (0:14.10)
Average Speed [km/h]	45.6	63.3	61.9	62.3	61.8	61.2	58.8	58.3	55.7	51.1
Top Speed [km/h]	64.5	64.5	63.5	63.1	62.7	62.9	60.6	60.6	58.4	53.1
Avg. Dist. to Rail [m]	7.6	4.1	1.8	1.7	1.8	3.0	3.6	3.3	4.0	4.1
Avg. Stride Freq. [Hz]	2.4	2.5	2.4	2.4	2.4	2.4	2.4	2.4	2.4	2.3
Avg. Stride Length [m]	5.3	7.0	7.1	7.2	7.3	7.2	6.8	6.8	6.5	6.2



[] Ranking at each section and finish
 -:-:- No data available at this section
 NA No data available

Horse/Jockey Name	PRICKLY POPPY/Jacob Opperman
Finish Rank	7
Fastest Section Time (Section)	0:11.45 (L1400)
Top Speed [km/h] (Section)	64.1 (Overall)
Race State	Finished



Thomas Farms RC Murray Bridge SA - Professional

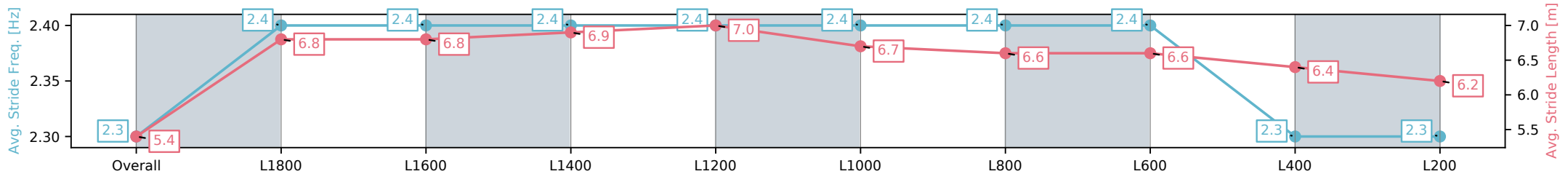
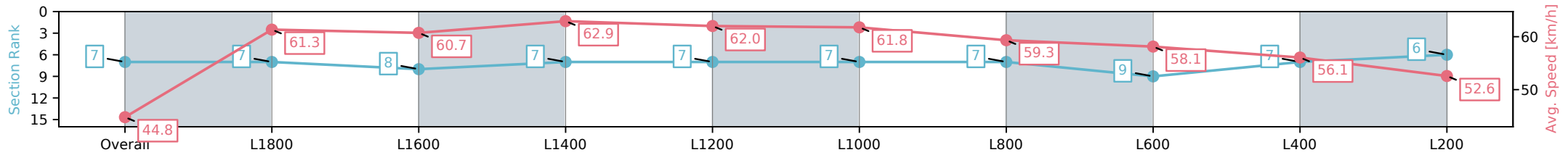
Race 7: Sportsbet Fast Form Handicap - 2000m

11 January 2025 - 4:03PM

Track Rating: Good 4, Weather: Fine, Rail Position: +4m 1200m
Chute, +7m Remainder



Section	Overall	L1800	L1600	L1400	L1200	L1000	L800	L600	L400	L200
Section Times	2:06.29 [7] (0:16.10)	1:50.19 [7] (0:11.80)	1:38.39 [8] (0:11.88)	1:26.51 [7] (0:11.45)	1:15.06 [7] (0:11.61)	1:03.45 [7] (0:11.88)	0:51.57 [7] (0:12.43)	0:39.14 [9] (0:12.57)	0:26.56 [7] (0:12.85)	0:13.71 [6] (0:13.71)
Average Speed [km/h]	44.8	61.3	60.7	62.9	62.0	61.8	59.3	58.1	56.1	52.6
Top Speed [km/h]	64.1	63.7	61.8	63.5	63.3	62.3	61.5	58.5	58.4	54.2
Avg. Dist. to Rail [m]	5.4	1.1	1.6	1.6	1.8	3.3	5.0	3.8	5.3	6.7
Avg. Stride Freq. [Hz]	2.3	2.4	2.4	2.4	2.4	2.4	2.4	2.4	2.3	2.3
Avg. Stride Length [m]	5.4	6.8	6.8	6.9	7.0	6.7	6.6	6.6	6.4	6.2



- [] Ranking at each section and finish
- :-:- No data available at this section
- NA No data available

Horse/Jockey Name	DAZZLING PROSPECT/Alan Lai
Finish Rank	8
Fastest Section Time (Section)	0:11.45 (L1400)
Top Speed [km/h] (Section)	63.7 (Overall)
Race State	Finished



Thomas Farms RC Murray Bridge SA - Professional

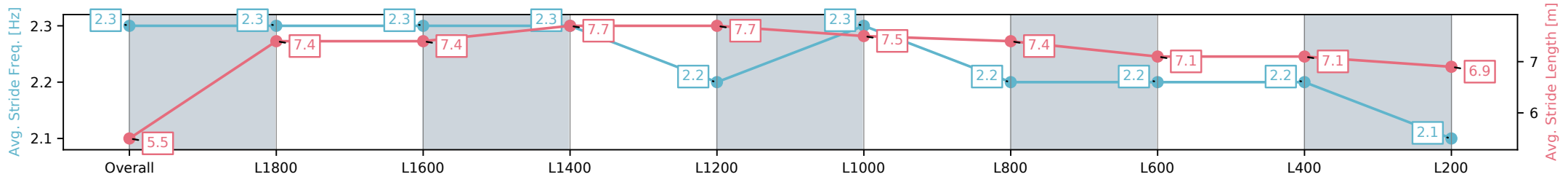
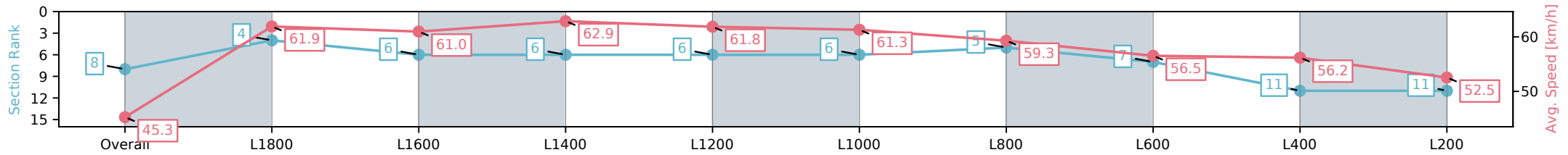
Race 7: Sportsbet Fast Form Handicap - 2000m

11 January 2025 - 4:03PM

Track Rating: Good 4, Weather: Fine, Rail Position: +4m 1200m
Chute, +7m Remainder



Section	Overall	L1800	L1600	L1400	L1200	L1000	L800	L600	L400	L200
Section Times	2:06.48 [8] (0:15.93)	1:50.55 [4] (0:11.77)	1:38.78 [6] (0:11.85)	1:26.93 [6] (0:11.45)	1:15.48 [6] (0:11.70)	1:03.78 [6] (0:11.96)	0:51.82 [5] (0:12.40)	0:39.42 [7] (0:12.94)	0:26.48 [11] (0:12.83)	0:13.65 [11] (0:13.65)
Average Speed [km/h]	45.3	61.9	61.0	62.9	61.8	61.3	59.3	56.5	56.2	52.5
Top Speed [km/h]	63.7	63.2	62.7	63.5	63.2	62.5	60.6	58.0	57.1	54.5
Avg. Dist. to Rail [m]	5.8	2.2	2.8	2.8	2.8	3.7	4.2	4.3	6.8	8.3
Avg. Stride Freq. [Hz]	2.3	2.3	2.3	2.3	2.2	2.3	2.2	2.2	2.2	2.1
Avg. Stride Length [m]	5.5	7.4	7.4	7.7	7.7	7.5	7.4	7.1	7.1	6.9



- [] Ranking at each section and finish
- :-:- No data available at this section
- NA No data available

Horse/Jockey Name	AMERICAN TROUBLE/Jessica Tzaferis
Finish Rank	9
Fastest Section Time (Section)	0:11.40 (L1800)
Top Speed [km/h] (Section)	65.3 (Overall)
Race State	Finished



Thomas Farms RC Murray Bridge SA - Professional

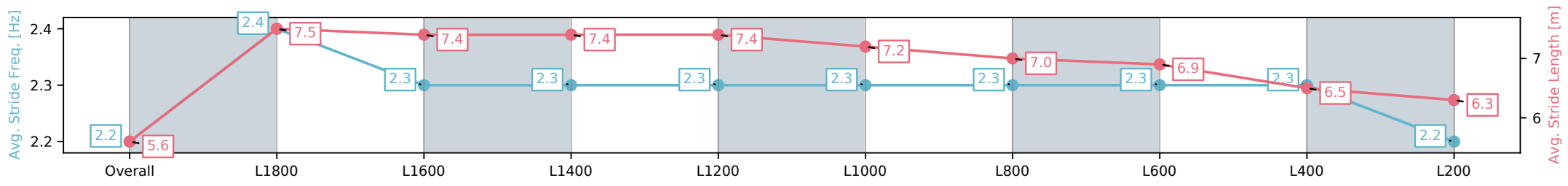
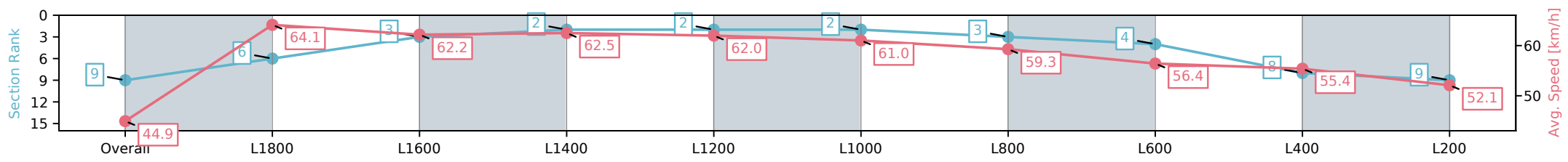
Race 7: Sportsbet Fast Form Handicap - 2000m

11 January 2025 - 4:03PM

Track Rating: Good 4, Weather: Fine, Rail Position: +4m 1200m Chute, +7m Remainder



Section	Overall	L1800	L1600	L1400	L1200	L1000	L800	L600	L400	L200
Section Times	2:06.57 [9] (0:16.07)	1:50.50 [6] (0:11.40)	1:39.10 [3] (0:11.64)	1:27.46 [2] (0:11.52)	1:15.94 [2] (0:11.67)	1:04.27 [2] (0:12.08)	0:52.19 [3] (0:12.43)	0:39.76 [4] (0:12.94)	0:26.82 [8] (0:12.99)	0:13.83 [9] (0:13.83)
Average Speed [km/h]	44.9	64.1	62.2	62.5	62.0	61.0	59.3	56.4	55.4	52.1
Top Speed [km/h]	64.3	65.3	63.9	64.0	62.6	62.1	61.2	57.4	57.1	53.2
Avg. Dist. to Rail [m]	9.5	3.5	2.9	2.7	2.9	4.6	4.6	3.5	6.1	7.0
Avg. Stride Freq. [Hz]	2.2	2.4	2.3	2.3	2.3	2.3	2.3	2.3	2.3	2.2
Avg. Stride Length [m]	5.6	7.5	7.4	7.4	7.4	7.4	7.2	7.0	6.5	6.3



[] Ranking at each section and finish
 -:-:- No data available at this section
 NA No data available

Horse/Jockey Name	HANGYOURHAT/Jake Toeroek
Finish Rank	10
Fastest Section Time (Section)	0:11.49 (L1400)
Top Speed [km/h] (Section)	64.3 (Overall)
Race State	Finished



Thomas Farms RC Murray Bridge SA - Professional

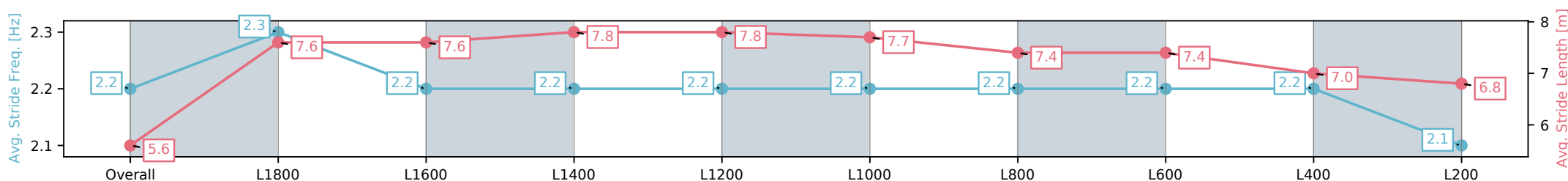
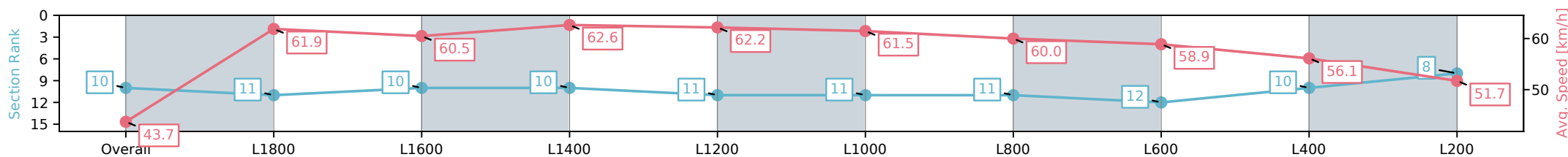
Race 7: Sportsbet Fast Form Handicap - 2000m

11 January 2025 - 4:03PM

Track Rating: Good 4, Weather: Fine, Rail Position: +4m 1200m Chute, +7m Remainder



Section	Overall	L1800	L1600	L1400	L1200	L1000	L800	L600	L400	L200
Section Times	2:06.62 [10] (0:16.50)	1:50.12 [11] (0:11.64)	1:38.48 [10] (0:11.93)	1:26.55 [10] (0:11.49)	1:15.06 [11] (0:11.62)	1:03.44 [11] (0:11.93)	0:51.51 [11] (0:12.27)	0:39.24 [12] (0:12.49)	0:26.75 [10] (0:12.84)	0:13.91 [8] (0:13.91)
Average Speed [km/h]	43.7	61.9	60.5	62.6	62.2	61.5	60.0	58.9	56.1	51.7
Top Speed [km/h]	63.3	64.3	61.4	63.7	63.4	62.6	61.8	60.2	58.3	54.5
Avg. Dist. to Rail [m]	7.9	0.5	1.1	1.7	2.4	3.8	4.4	5.2	8.4	9.6
Avg. Stride Freq. [Hz]	2.2	2.3	2.2	2.2	2.2	2.2	2.2	2.2	2.2	2.1
Avg. Stride Length [m]	5.6	7.6	7.6	7.8	7.8	7.7	7.4	7.4	7.0	6.8



[] Ranking at each section and finish
 -:-:- No data available at this section
 NA No data available

Horse/Jockey Name	SILENT DON/Kayla Crowther
Finish Rank	11
Fastest Section Time (Section)	0:11.56 (L1400)
Top Speed [km/h] (Section)	63.9 (L1600)
Race State	Finished



Thomas Farms RC Murray Bridge SA - Professional

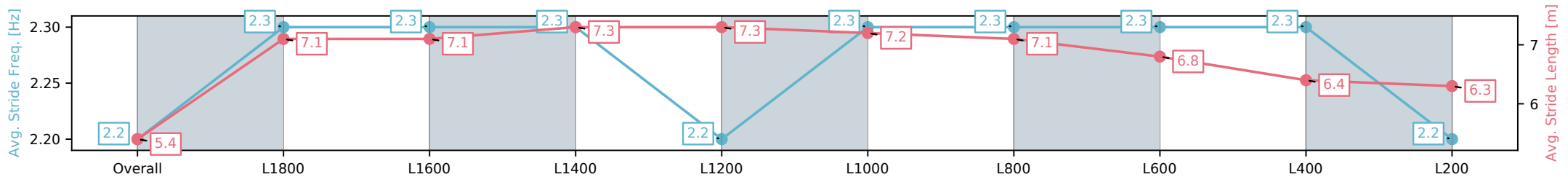
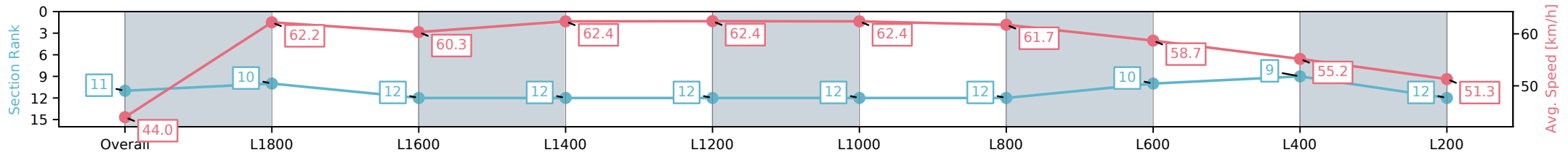
Race 7: Sportsbet Fast Form Handicap - 2000m

11 January 2025 - 4:03PM

Track Rating: Good 4, Weather: Fine, Rail Position: +4m 1200m Chute, +7m Remainder



Section	Overall	L1800	L1600	L1400	L1200	L1000	L800	L600	L400	L200
Section Times	2:06.92 [11] (0:16.44)	1:50.48 [10] (0:11.76)	1:38.72 [12] (0:12.00)	1:26.72 [12] (0:11.56)	1:15.15 [12] (0:11.60)	1:03.55 [12] (0:11.78)	0:51.77 [12] (0:12.04)	0:39.73 [10] (0:12.65)	0:27.08 [9] (0:13.05)	0:14.03 [12] (0:14.03)
Average Speed [km/h]	44.0	62.2	60.3	62.4	62.4	62.4	61.7	58.7	55.2	51.3
Top Speed [km/h]	62.8	63.5	60.9	63.9	63.4	63.4	63.0	60.6	57.5	53.1
Avg. Dist. to Rail [m]	11.5	3.4	3.5	4.0	4.3	4.6	6.2	7.6	11.1	12.2
Avg. Stride Freq. [Hz]	2.2	2.3	2.3	2.3	2.2	2.3	2.3	2.3	2.3	2.2
Avg. Stride Length [m]	5.4	7.1	7.1	7.3	7.3	7.2	7.1	6.8	6.4	6.3



- [] Ranking at each section and finish
- :-:- No data available at this section
- NA No data available

Horse/Jockey Name	DEVIL'S DEXTER/Alana Livesey
Finish Rank	12
Fastest Section Time (Section)	0:11.41 (L1400)
Top Speed [km/h] (Section)	64.6 (Overall)
Race State	Finished



Thomas Farms RC Murray Bridge SA - Professional

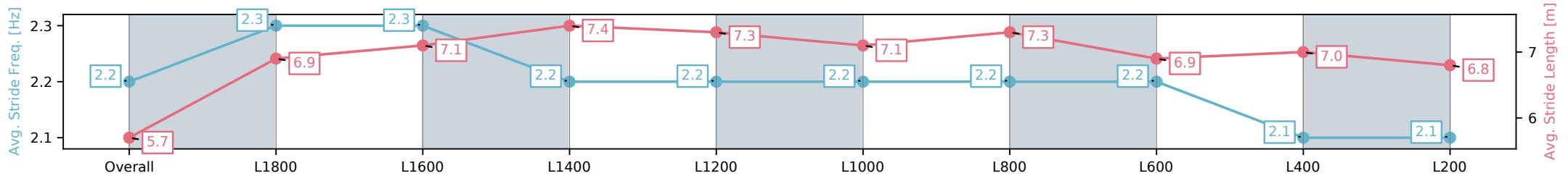
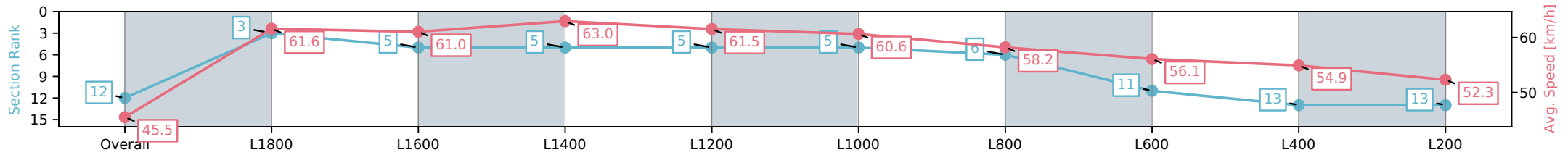
Race 7: Sportsbet Fast Form Handicap - 2000m

11 January 2025 - 4:03PM

Track Rating: Good 4, Weather: Fine, Rail Position: +4m 1200m
Chute, +7m Remainder



Section	Overall	L1800	L1600	L1400	L1200	L1000	L800	L600	L400	L200
Section Times	2:07.17 [12] (0:15.86)	1:51.31 [3] (0:11.79)	1:39.52 [5] (0:11.84)	1:27.68 [5] (0:11.41)	1:16.27 [5] (0:11.74)	1:04.53 [5] (0:12.04)	0:52.49 [6] (0:12.60)	0:39.89 [11] (0:13.02)	0:26.87 [13] (0:13.11)	0:13.76 [13] (0:13.76)
Average Speed [km/h]	45.5	61.6	61.0	63.0	61.5	60.6	58.2	56.1	54.9	52.3
Top Speed [km/h]	64.6	64.6	62.6	63.6	62.6	61.2	59.9	57.2	56.2	53.7
Avg. Dist. to Rail [m]	5.5	1.8	1.5	1.2	1.4	2.9	3.6	3.7	6.4	7.5
Avg. Stride Freq. [Hz]	2.2	2.3	2.3	2.2	2.2	2.2	2.2	2.2	2.1	2.1
Avg. Stride Length [m]	5.7	6.9	7.1	7.4	7.3	7.1	7.3	6.9	7.0	6.8



- [] Ranking at each section and finish
- :-:- No data available at this section
- NA No data available

Horse/Jockey Name	COMMISSIONS/Todd Pannell
Finish Rank	13
Fastest Section Time (Section)	0:11.45 (L1600)
Top Speed [km/h] (Section)	65.0 (Overall)
Race State	Finished



Thomas Farms RC Murray Bridge SA - Professional

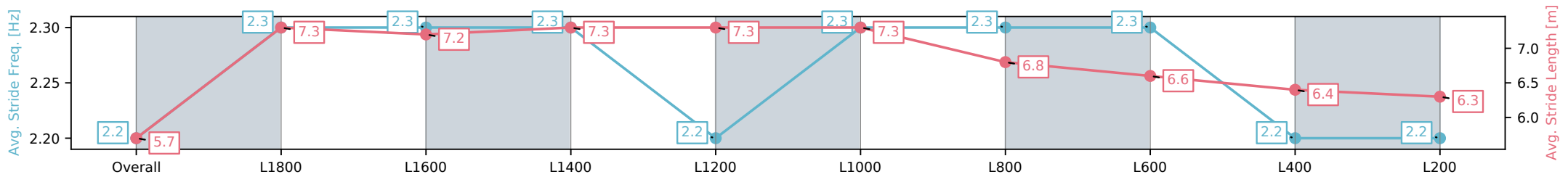
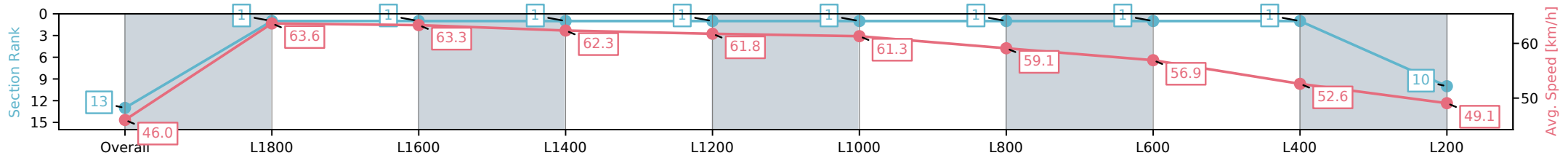
Race 7: Sportsbet Fast Form Handicap - 2000m

11 January 2025 - 4:03PM

Track Rating: Good 4, Weather: Fine, Rail Position: +4m 1200m Chute, +7m Remainder



Section	Overall	L1800	L1600	L1400	L1200	L1000	L800	L600	L400	L200
Section Times	2:07.47 [13] (0:15.68)	1:51.79 [1] (0:11.61)	1:40.18 [1] (0:11.45)	1:28.73 [1] (0:11.56)	1:17.17 [1] (0:11.68)	1:05.49 [1] (0:11.95)	0:53.54 [1] (0:12.38)	0:41.16 [1] (0:12.82)	0:28.34 [1] (0:13.69)	0:14.65 [10] (0:14.65)
Average Speed [km/h]	46.0	63.6	63.3	62.3	61.8	61.3	59.1	56.9	52.6	49.1
Top Speed [km/h]	64.6	65.0	64.0	63.0	62.9	62.1	59.6	58.2	55.5	50.6
Avg. Dist. to Rail [m]	9.6	5.3	2.4	1.3	1.5	3.3	3.5	3.4	4.7	5.6
Avg. Stride Freq. [Hz]	2.2	2.3	2.3	2.3	2.2	2.3	2.3	2.3	2.2	2.2
Avg. Stride Length [m]	5.7	7.3	7.2	7.3	7.3	7.3	6.8	6.6	6.4	6.3



- [] Ranking at each section and finish
- :-:- No data available at this section
- NA No data available