



RACINGSA

Thomas Farms RC Murray Bridge SA Race 6: Greg Peters 70th Birthday Handicap - 1000m

11 January 2025 - 3:28PM

Track Rating: Good 4, Weather: Fine, Rail Position: +4m 1200m Chute, +7m Remainder



Murray Bridge
Racing Club

Section	Overall	L800	L600	L400	L200
Field Times	0:58.82 (0:13.92)	0:44.90 (0:10.82)	0:34.07 (0:11.05)	0:23.02 (0:11.23)	0:11.79 (0:11.79)

Position	#	Horse/Jockey	Barrier	Top Speed [km/h]	Fastest Section	First 400m	Overall	L800	L600	L400	L200	Margin	Distance Travelled From Winner [m]
1	4	YASUKE Rochelle Milnes	9	69.9	0:10.68	0:25.28	0:58.82 (0:14.60)	0:44.22 [11] (0:10.68)	0:33.54 [10] (0:11.10)	0:22.44 [11] (0:10.94)	0:11.50 [9] (0:11.50)	0:58.82	
2	7	KALASEC Jake Toeroek	4	71.4	0:10.70	0:24.92	0:58.96 (0:14.22)	0:44.74 [7] (0:10.70)	0:34.04 [5] (0:11.13)	0:22.91 [5] (0:11.02)	0:11.89 [2] (0:11.89)	0.97L	-1
3	5	DECLARED Alan Lai	12	69.5	0:10.67	0:24.77	0:59.00 (0:14.10)	0:44.90 [3] (0:10.67)	0:34.23 [3] (0:11.05)	0:23.18 [2] (0:11.21)	0:11.97 [1] (0:11.97)	1.24L	-1
4	11	MY RUBY Sairyn Fawke	7	69.2	0:10.85	0:25.39	0:59.15 (0:14.54)	0:44.61 [9] (0:10.85)	0:33.76 [12] (0:11.02)	0:22.74 [12] (0:11.14)	0:11.60 [12] (0:11.60)	2.2L	-1
5	3	THE MAGISTRATE Jacob Opperman	8	68.9	0:10.82	0:24.74	0:59.20 (0:13.92)	0:45.28 [1] (0:10.82)	0:34.46 [1] (0:11.05)	0:23.41 [1] (0:11.31)	0:12.10 [3] (0:12.10)	2.53L	-6
6	1	COOL MAGNUM Dom Tourneur	3	69.5	0:10.84	0:25.06	0:59.21 (0:14.22)	0:44.99 [6] (0:10.84)	0:34.15 [7] (0:11.17)	0:22.98 [7] (0:11.01)	0:11.97 [5] (0:11.97)	2.64L	-3
7	2	WONDERWOMEN Jason Holder	10	69.7	0:10.82	0:25.27	0:59.22 (0:14.45)	0:44.77 [8] (0:10.82)	0:33.95 [8] (0:11.00)	0:22.95 [8] (0:11.03)	0:11.92 [7] (0:11.92)	2.67L	-1
8	13	VALLENCOURT Emily Finnegan	11	68.8	0:10.77	0:24.96	0:59.36 (0:14.19)	0:45.17 [5] (0:10.77)	0:34.40 [6] (0:11.14)	0:23.26 [6] (0:11.22)	0:12.04 [8] (0:12.04)	3.66L	-2
9	6	WAKANJEJA Kayla Crowther	2	70.9	0:10.66	0:25.27	0:59.40 (0:14.61)	0:44.79 [12] (0:10.66)	0:34.13 [9] (0:11.08)	0:23.05 [10] (0:11.04)	0:12.01 [10] (0:12.01)	3.89L	-2
10	12	SHE'S XTRAVAGANT Felicity Atkinson	5	71.7	0:10.70	0:24.80	0:59.57 (0:14.10)	0:45.47 [4] (0:10.70)	0:34.77 [4] (0:11.12)	0:23.65 [4] (0:11.34)	0:12.31 [6] (0:12.31)	5.06L	-4

Scratched: Hallstatt (#10)

Report Created: Sat 11 January 2025 16:13:37 GMT+11 (Note: Timing is based on positional data)

- [] Position in running at each section and finish
- #: Saddle cloth number
- :--:-- No data available at this section
- DNF Did not finish
- NA No data available
- DNT Did not track
- █ Background shading for fastest section



RACINGSA

Thomas Farms RC Murray Bridge SA Race 6: Greg Peters 70th Birthday Handicap - 1000m

11 January 2025 - 3:28PM

Track Rating: Good 4, Weather: Fine, Rail Position: +4m 1200m Chute, +7m Remainder



Murray Bridge
Racing Club

Section	Overall	L800	L600	L400	L200
Field Times	0:58.82 (0:13.92)	0:44.90 (0:10.82)	0:34.07 (0:11.05)	0:23.02 (0:11.23)	0:11.79 (0:11.79)

Position	#	Horse/Jockey	Barrier	Top Speed [km/h]	Fastest Section	First 400m	Overall	L800	L600	L400	L200	Margin	Distance Travelled From Winner [m]
11	9	SIOUX WARRIOR Manoel Nunes	6	69.7 1000-800	0:10.75 800-600	0:24.76	0:59.75 (0:14.01)	0:45.74 [2] (0:10.75)	0:34.99 [2] (0:11.10)	0:23.89 [3] (0:11.28)	0:12.61 [4] (0:12.61)	6.22L	-2
12	8	STARTIDE Todd Pannell	1	69.4 1000-800	0:10.72 800-600	0:25.31	1:00.58 (0:14.59)	0:45.99 [10] (0:10.72)	0:35.27 [11] (0:10.97)	0:24.30 [9] (0:11.21)	0:13.09 [11] (0:13.09)	11.81L	-4

Scratched: Hallstatt (#10)

- [] Position in running at each section and finish
- #: Saddle cloth number
- :--- No data available at this section
- DNF Did not finish
- NA No data available
- DNT Did not track
- █ Background shading for fastest section

Horse/Jockey Name	YASUKE/Rochelle Milnes
Finish Rank	1
Fastest Section Time (Section)	0:10.68 (L800)
Top Speed [km/h] (Section)	69.9 (Overall)
Race State	Finished



Thomas Farms RC Murray Bridge SA - Professional

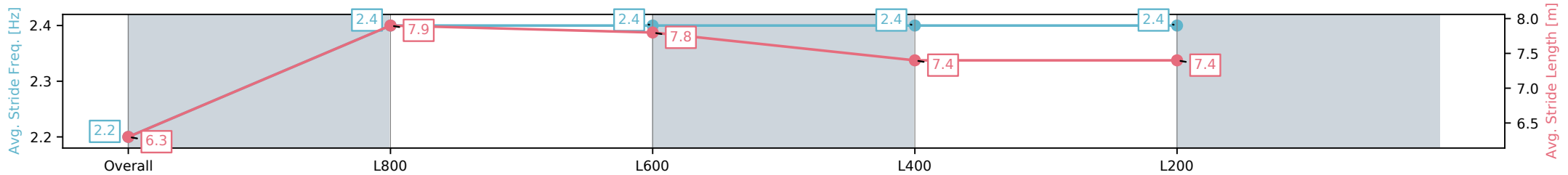
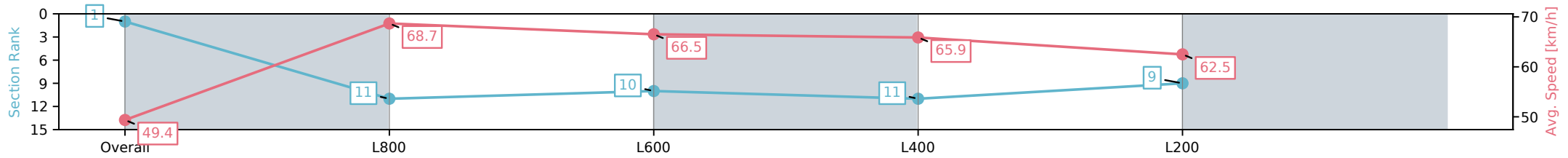
Race 6: Greg Peters 70th Birthday Handicap - 1000m

11 January 2025 - 3:28PM

Track Rating: Good 4, Weather: Fine, Rail Position: +4m 1200m
Chute, +7m Remainder



Section	Overall	L800	L600	L400	L200
Section Times	0:58.82 [1] (0:14.60)	0:44.22 [11] (0:10.68)	0:33.54 [10] (0:11.10)	0:22.44 [11] (0:10.94)	0:11.50 [9] (0:11.50)
Average Speed [km/h]	49.4	68.7	66.5	65.9	62.5
Top Speed [km/h]	67.9	69.9	68.7	66.9	64.7
Avg. Dist. to Rail [m]	3.0	5.0	6.8	11.7	12.8
Avg. Stride Freq. [Hz]	2.2	2.4	2.4	2.4	2.4
Avg. Stride Length [m]	6.3	7.9	7.8	7.4	7.4



- [] Ranking at each section and finish
- :-:- No data available at this section
- NA No data available

Horse/Jockey Name	KALASEC/Jake Toeroek
Finish Rank	2
Fastest Section Time (Section)	0:10.70 (L800)
Top Speed [km/h] (Section)	71.4 (Overall)
Race State	Finished



Thomas Farms RC Murray Bridge SA - Professional

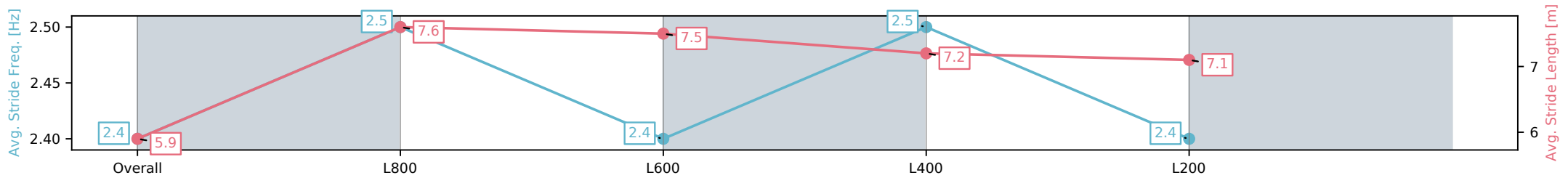
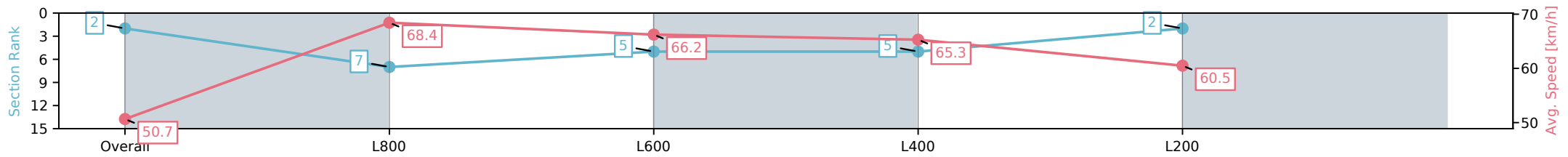
Race 6: Greg Peters 70th Birthday Handicap - 1000m

11 January 2025 - 3:28PM

Track Rating: Good 4, Weather: Fine, Rail Position: +4m 1200m
Chute, +7m Remainder



Section	Overall	L800	L600	L400	L200
Section Times	0:58.96 [2] (0:14.22)	0:44.74 [7] (0:10.70)	0:34.04 [5] (0:11.13)	0:22.91 [5] (0:11.02)	0:11.89 [2] (0:11.89)
Average Speed [km/h]	50.7	68.4	66.2	65.3	60.5
Top Speed [km/h]	68.4	71.4	67.3	66.8	63.9
Avg. Dist. to Rail [m]	1.9	4.5	5.6	8.1	10.1
Avg. Stride Freq. [Hz]	2.4	2.5	2.4	2.5	2.4
Avg. Stride Length [m]	5.9	7.6	7.5	7.2	7.1



- [] Ranking at each section and finish
- :-:- No data available at this section
- NA No data available

Horse/Jockey Name	DECLARED/Alan Lai
Finish Rank	3
Fastest Section Time (Section)	0:10.67 (L800)
Top Speed [km/h] (Section)	69.5 (Overall)
Race State	Finished



Thomas Farms RC Murray Bridge SA - Professional

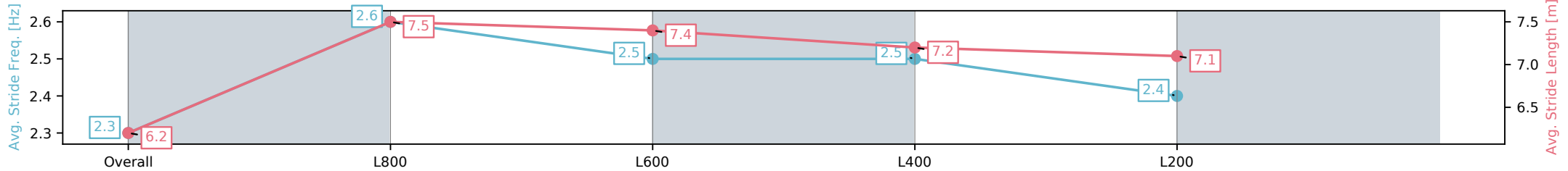
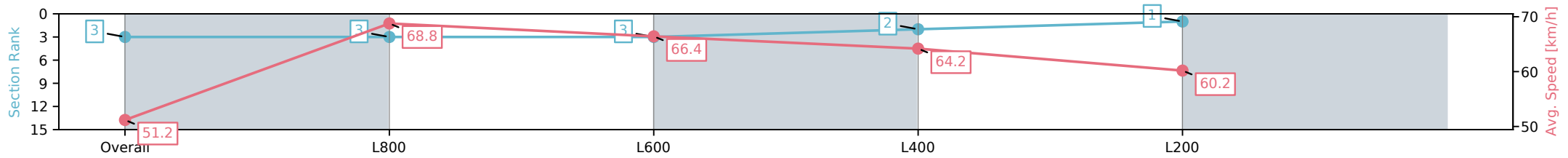
Race 6: Greg Peters 70th Birthday Handicap - 1000m

11 January 2025 - 3:28PM

Track Rating: Good 4, Weather: Fine, Rail Position: +4m 1200m Chute, +7m Remainder



Section	Overall	L800	L600	L400	L200
Section Times	0:59.00 [3] (0:14.10)	0:44.90 [3] (0:10.67)	0:34.23 [3] (0:11.05)	0:23.18 [2] (0:11.21)	0:11.97 [1] (0:11.97)
Average Speed [km/h]	51.2	68.8	66.4	64.2	60.2
Top Speed [km/h]	69.1	69.5	67.2	66.5	62.7
Avg. Dist. to Rail [m]	7.7	6.1	4.7	6.5	9.4
Avg. Stride Freq. [Hz]	2.3	2.6	2.5	2.5	2.4
Avg. Stride Length [m]	6.2	7.5	7.4	7.2	7.1



- [] Ranking at each section and finish
- :-:- No data available at this section
- NA No data available

Horse/Jockey Name	MY RUBY/Sairyn Fawke
Finish Rank	4
Fastest Section Time (Section)	0:10.85 (L800)
Top Speed [km/h] (Section)	69.2 (Overall)
Race State	Finished



Thomas Farms RC Murray Bridge SA - Professional

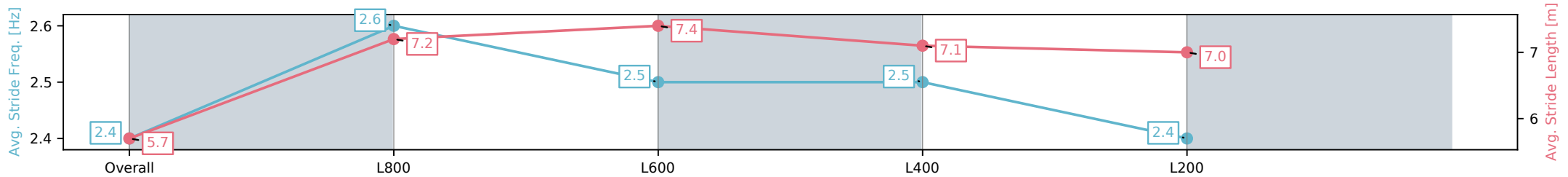
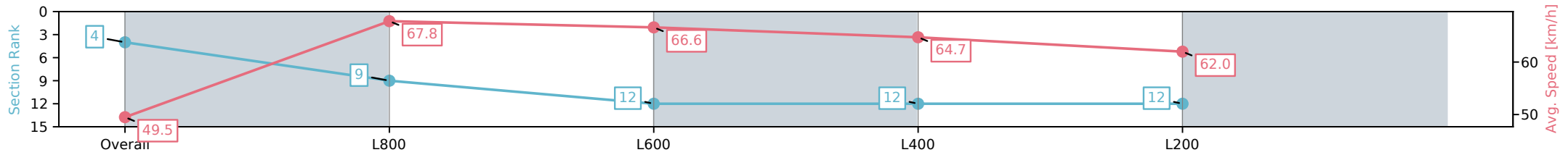
Race 6: Greg Peters 70th Birthday Handicap - 1000m

11 January 2025 - 3:28PM

Track Rating: Good 4, Weather: Fine, Rail Position: +4m 1200m Chute, +7m Remainder



Section	Overall	L800	L600	L400	L200
Section Times	0:59.15 [4] (0:14.54)	0:44.61 [9] (0:10.85)	0:33.76 [12] (0:11.02)	0:22.74 [12] (0:11.14)	0:11.60 [12] (0:11.60)
Average Speed [km/h]	49.5	67.8	66.6	64.7	62.0
Top Speed [km/h]	67.6	69.2	68.0	67.1	64.9
Avg. Dist. to Rail [m]	3.1	5.5	5.1	9.2	12.5
Avg. Stride Freq. [Hz]	2.4	2.6	2.5	2.5	2.4
Avg. Stride Length [m]	5.7	7.2	7.4	7.1	7.0



- [] Ranking at each section and finish
- :-:- No data available at this section
- NA No data available

Horse/Jockey Name	THE MAGISTRATE/Jacob Opperman
Finish Rank	5
Fastest Section Time (Section)	0:10.82 (L800)
Top Speed [km/h] (Section)	68.9 (Overall)
Race State	Finished



Thomas Farms RC Murray Bridge SA - Professional

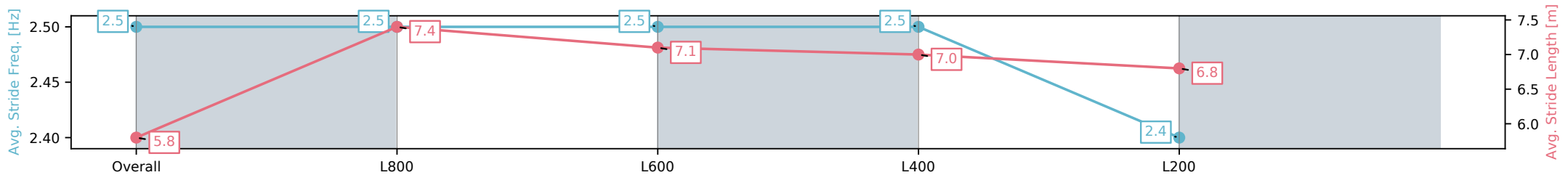
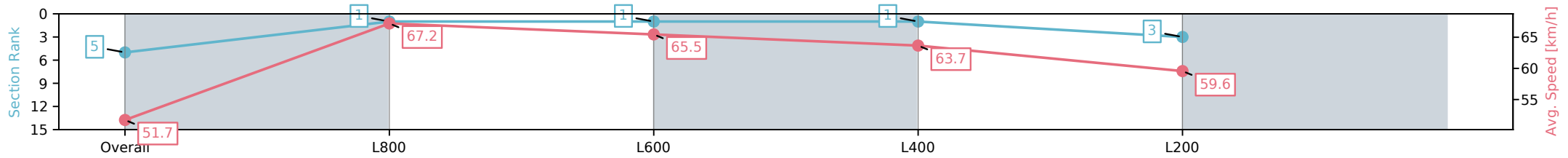
Race 6: Greg Peters 70th Birthday Handicap - 1000m

11 January 2025 - 3:28PM

Track Rating: Good 4, Weather: Fine, Rail Position: +4m 1200m Chute, +7m Remainder



Section	Overall	L800	L600	L400	L200
Section Times	0:59.20 [5] (0:13.92)	0:45.28 [1] (0:10.82)	0:34.46 [1] (0:11.05)	0:23.41 [1] (0:11.31)	0:12.10 [3] (0:12.10)
Average Speed [km/h]	51.7	67.2	65.5	63.7	59.6
Top Speed [km/h]	68.3	68.9	66.2	65.5	62.0
Avg. Dist. to Rail [m]	3.4	2.9	1.3	2.7	3.9
Avg. Stride Freq. [Hz]	2.5	2.5	2.5	2.5	2.4
Avg. Stride Length [m]	5.8	7.4	7.1	7.0	6.8



- [] Ranking at each section and finish
- :-:- No data available at this section
- NA No data available

Horse/Jockey Name	COOL MAGNUM/Dom Tourneur
Finish Rank	6
Fastest Section Time (Section)	0:10.84 (L800)
Top Speed [km/h] (Section)	69.5 (Overall)
Race State	Finished



Thomas Farms RC Murray Bridge SA - Professional

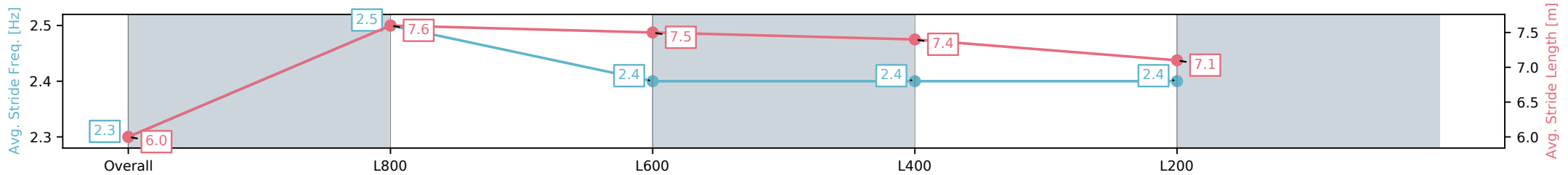
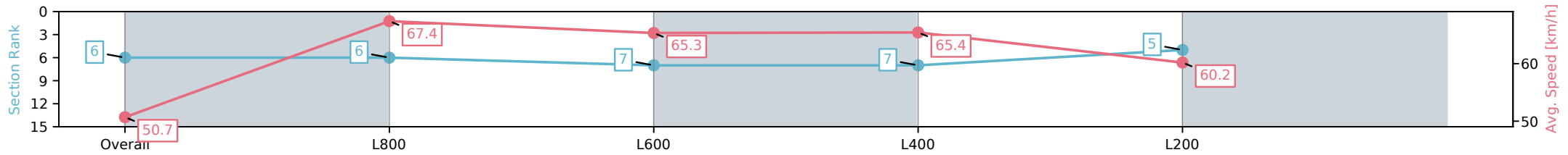
Race 6: Greg Peters 70th Birthday Handicap - 1000m

11 January 2025 - 3:28PM

Track Rating: Good 4, Weather: Fine, Rail Position: +4m 1200m Chute, +7m Remainder



Section	Overall	L800	L600	L400	L200
Section Times	0:59.21 [6] (0:14.22)	0:44.99 [6] (0:10.84)	0:34.15 [7] (0:11.17)	0:22.98 [7] (0:11.01)	0:11.97 [5] (0:11.97)
Average Speed [km/h]	50.7	67.4	65.3	65.4	60.2
Top Speed [km/h]	68.6	69.5	66.7	67.8	63.6
Avg. Dist. to Rail [m]	1.4	3.8	3.4	4.2	4.4
Avg. Stride Freq. [Hz]	2.3	2.5	2.4	2.4	2.4
Avg. Stride Length [m]	6.0	7.6	7.5	7.4	7.1



- [] Ranking at each section and finish
- :-:- No data available at this section
- NA No data available

Horse/Jockey Name	WONDERWOMEN/Jason Holder
Finish Rank	7
Fastest Section Time (Section)	0:10.82 (L800)
Top Speed [km/h] (Section)	69.7 (Overall)
Race State	Finished



Thomas Farms RC Murray Bridge SA - Professional

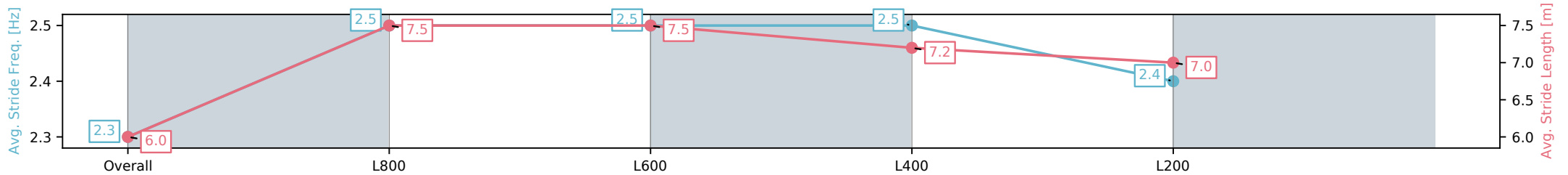
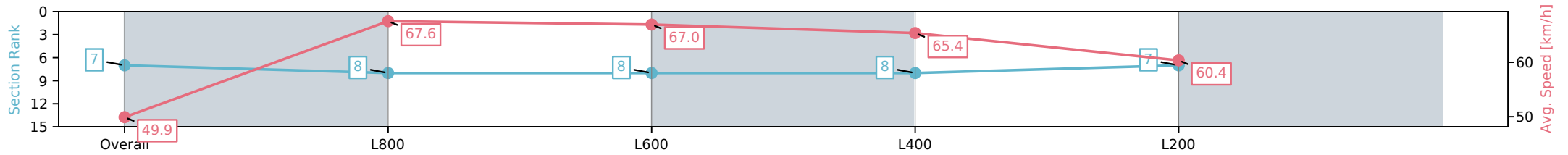
Race 6: Greg Peters 70th Birthday Handicap - 1000m

11 January 2025 - 3:28PM

Track Rating: Good 4, Weather: Fine, Rail Position: +4m 1200m
Chute, +7m Remainder



Section	Overall	L800	L600	L400	L200
Section Times	0:59.22 [7] (0:14.45)	0:44.77 [8] (0:10.82)	0:33.95 [8] (0:11.00)	0:22.95 [8] (0:11.03)	0:11.92 [7] (0:11.92)
Average Speed [km/h]	49.9	67.6	67.0	65.4	60.4
Top Speed [km/h]	67.1	69.7	68.6	67.1	63.1
Avg. Dist. to Rail [m]	4.2	4.5	6.0	11.1	12.7
Avg. Stride Freq. [Hz]	2.3	2.5	2.5	2.5	2.4
Avg. Stride Length [m]	6.0	7.5	7.5	7.2	7.0



- [] Ranking at each section and finish
- :-:- No data available at this section
- NA No data available

Horse/Jockey Name	VALLENCOURT/Emily Finnegan
Finish Rank	8
Fastest Section Time (Section)	0:10.77 (L800)
Top Speed [km/h] (Section)	68.8 (Overall)
Race State	Finished



Thomas Farms RC Murray Bridge SA - Professional

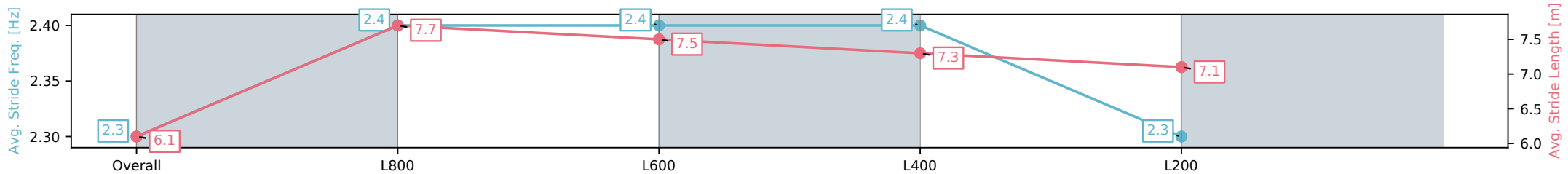
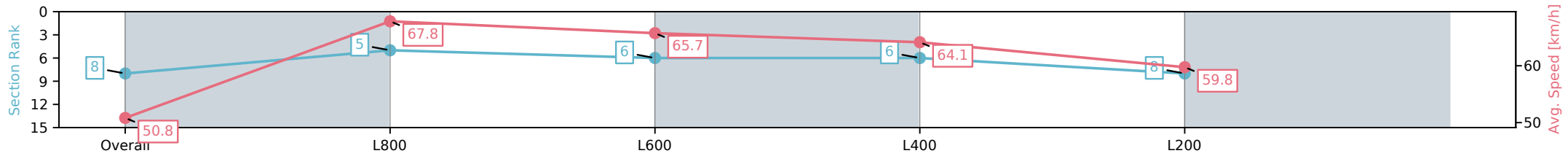
Race 6: Greg Peters 70th Birthday Handicap - 1000m

11 January 2025 - 3:28PM

Track Rating: Good 4, Weather: Fine, Rail Position: +4m 1200m Chute, +7m Remainder



Section	Overall	L800	L600	L400	L200
Section Times	0:59.36 [8] (0:14.19)	0:45.17 [5] (0:10.77)	0:34.40 [6] (0:11.14)	0:23.26 [6] (0:11.22)	0:12.04 [8] (0:12.04)
Average Speed [km/h]	50.8	67.8	65.7	64.1	59.8
Top Speed [km/h]	68.8	68.8	67.1	65.4	62.1
Avg. Dist. to Rail [m]	5.7	4.4	4.2	7.5	8.0
Avg. Stride Freq. [Hz]	2.3	2.4	2.4	2.4	2.3
Avg. Stride Length [m]	6.1	7.7	7.5	7.3	7.1



[] Ranking at each section and finish
 -:-:- No data available at this section
 NA No data available

Horse/Jockey Name	WAKANJEJA/Kayla Crowther
Finish Rank	9
Fastest Section Time (Section)	0:10.66 (L800)
Top Speed [km/h] (Section)	70.9 (Overall)
Race State	Finished



Thomas Farms RC Murray Bridge SA - Professional

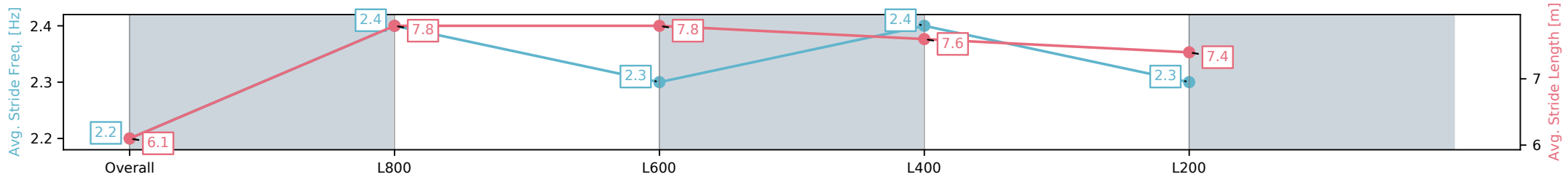
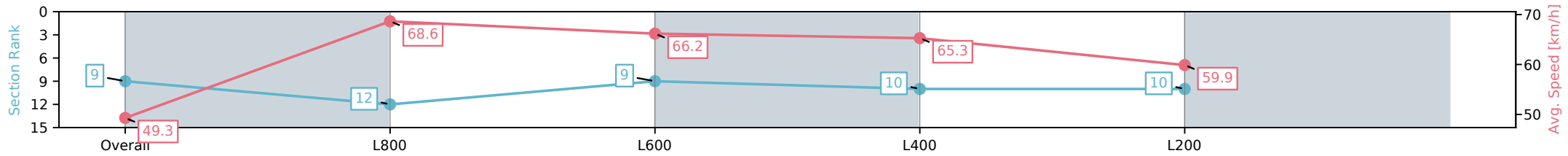
Race 6: Greg Peters 70th Birthday Handicap - 1000m

11 January 2025 - 3:28PM

Track Rating: Good 4, Weather: Fine, Rail Position: +4m 1200m Chute, +7m Remainder



Section	Overall	L800	L600	L400	L200
Section Times	0:59.40 [9] (0:14.61)	0:44.79 [12] (0:10.66)	0:34.13 [9] (0:11.08)	0:23.05 [10] (0:11.04)	0:12.01 [10] (0:12.01)
Average Speed [km/h]	49.3	68.6	66.2	65.3	59.9
Top Speed [km/h]	68.3	70.9	67.4	67.5	63.3
Avg. Dist. to Rail [m]	1.5	4.5	4.5	6.9	7.3
Avg. Stride Freq. [Hz]	2.2	2.4	2.3	2.4	2.3
Avg. Stride Length [m]	6.1	7.8	7.8	7.6	7.4



- [] Ranking at each section and finish
- :-:- No data available at this section
- NA No data available

Horse/Jockey Name	SHE'S XTRAVAGANT/Felicity Atkinson
Finish Rank	10
Fastest Section Time (Section)	0:10.70 (L800)
Top Speed [km/h] (Section)	71.7 (Overall)
Race State	Finished



Thomas Farms RC Murray Bridge SA - Professional

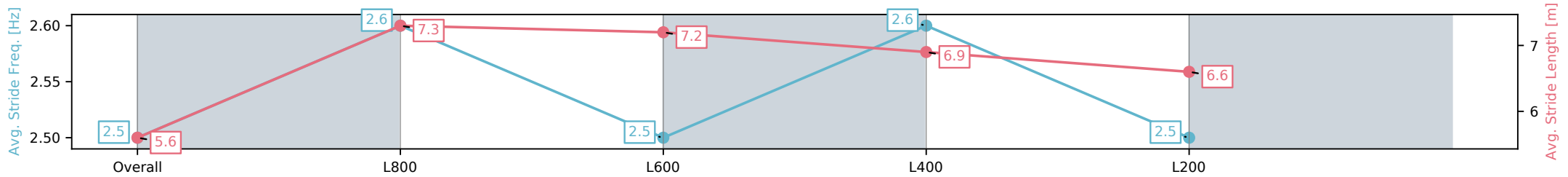
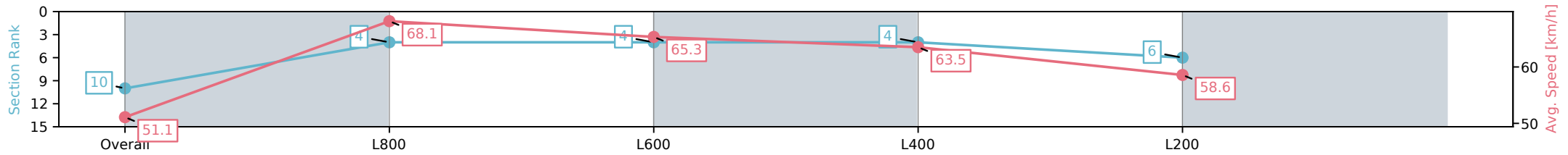
Race 6: Greg Peters 70th Birthday Handicap - 1000m

11 January 2025 - 3:28PM

Track Rating: Good 4, Weather: Fine, Rail Position: +4m 1200m Chute, +7m Remainder



Section	Overall	L800	L600	L400	L200
Section Times	0:59.57 [10] (0:14.10)	0:45.47 [4] (0:10.70)	0:34.77 [4] (0:11.12)	0:23.65 [4] (0:11.34)	0:12.31 [6] (0:12.31)
Average Speed [km/h]	51.1	68.1	65.3	63.5	58.6
Top Speed [km/h]	71.4	71.7	66.8	65.9	61.0
Avg. Dist. to Rail [m]	1.8	3.5	2.3	3.5	5.1
Avg. Stride Freq. [Hz]	2.5	2.6	2.5	2.6	2.5
Avg. Stride Length [m]	5.6	7.3	7.2	6.9	6.6



- [] Ranking at each section and finish
- :-:- No data available at this section
- NA No data available

Horse/Jockey Name	SIoux WARRIOR/Manoel Nunes
Finish Rank	11
Fastest Section Time (Section)	0:10.75 (L800)
Top Speed [km/h] (Section)	69.7 (Overall)
Race State	Finished



Thomas Farms RC Murray Bridge SA - Professional

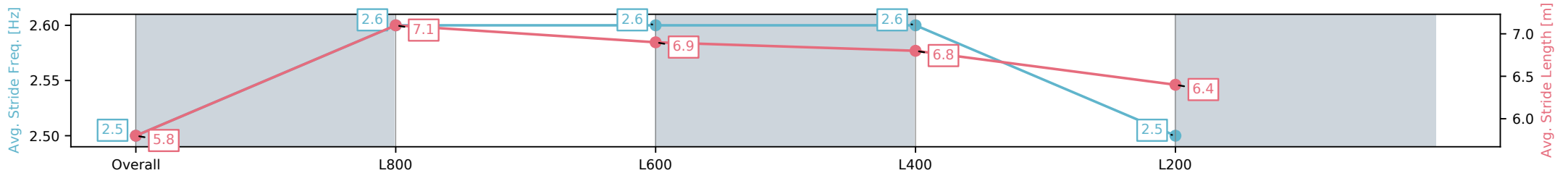
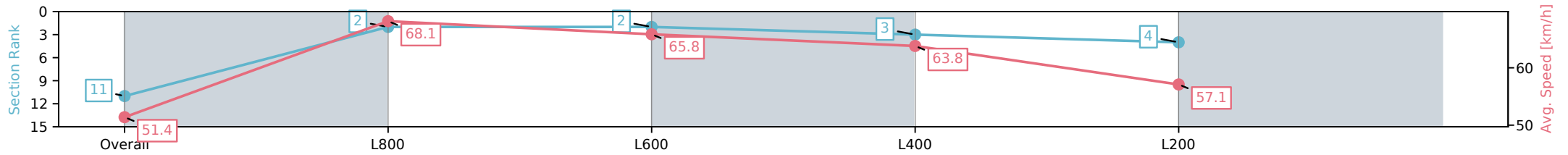
Race 6: Greg Peters 70th Birthday Handicap - 1000m

11 January 2025 - 3:28PM

Track Rating: Good 4, Weather: Fine, Rail Position: +4m 1200m Chute, +7m Remainder



Section	Overall	L800	L600	L400	L200
Section Times	0:59.75 [11] (0:14.01)	0:45.74 [2] (0:10.75)	0:34.99 [2] (0:11.10)	0:23.89 [3] (0:11.28)	0:12.61 [4] (0:12.61)
Average Speed [km/h]	51.4	68.1	65.8	63.8	57.1
Top Speed [km/h]	69.7	69.7	67.8	66.8	61.3
Avg. Dist. to Rail [m]	2.7	4.6	3.9	4.8	6.2
Avg. Stride Freq. [Hz]	2.5	2.6	2.6	2.6	2.5
Avg. Stride Length [m]	5.8	7.1	6.9	6.8	6.4



- [] Ranking at each section and finish
- :-:- No data available at this section
- NA No data available

Horse/Jockey Name	STARTIDE/Todd Pannell
Finish Rank	12
Fastest Section Time (Section)	0:10.72 (L800)
Top Speed [km/h] (Section)	69.4 (Overall)
Race State	Finished



Thomas Farms RC Murray Bridge SA - Professional

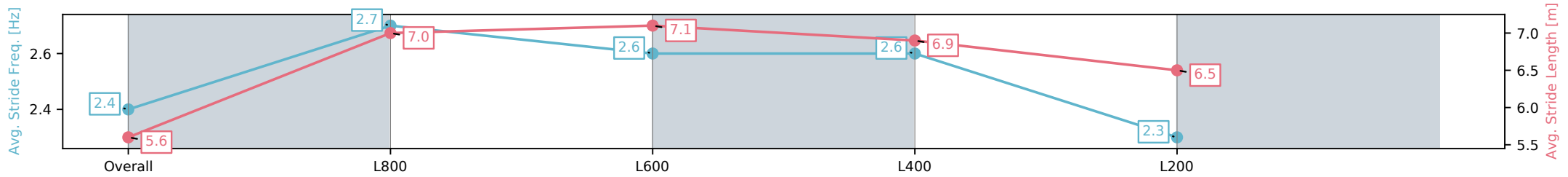
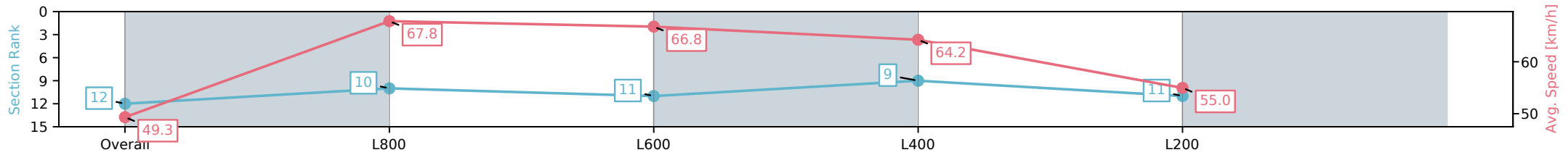
Race 6: Greg Peters 70th Birthday Handicap - 1000m

11 January 2025 - 3:28PM

Track Rating: Good 4, Weather: Fine, Rail Position: +4m 1200m Chute, +7m Remainder



Section	Overall	L800	L600	L400	L200
Section Times	1:00.58 [12] (0:14.59)	0:45.99 [10] (0:10.72)	0:35.27 [11] (0:10.97)	0:24.30 [9] (0:11.21)	0:13.09 [11] (0:13.09)
Average Speed [km/h]	49.3	67.8	66.8	64.2	55.0
Top Speed [km/h]	69.1	69.4	67.7	67.6	60.0
Avg. Dist. to Rail [m]	3.5	2.5	4.3	6.7	7.0
Avg. Stride Freq. [Hz]	2.4	2.7	2.6	2.6	2.3
Avg. Stride Length [m]	5.6	7.0	7.1	6.9	6.5



- [] Ranking at each section and finish
- :-:- No data available at this section
- NA No data available