



RACINGSA

# Thomas Farms RC Murray Bridge SA

## Race 5: Sportsbet Same Race Multi Handicap - 1600m

11 January 2025 - 2:52PM



Murray Bridge  
Racing Club

Track Rating: Good 4, Weather: Fine, Rail Position: +4m 1200m Chute, +7m Remainder

Section Field Times							Overall	L1400	L1200	L1000	L800	L600	
							1:37.82 (0:14.53)	1:23.28 (0:11.69)	1:11.60 (0:11.95)	0:59.65 (0:12.06)	0:47.59 (0:11.91)	0:35.68 (0:11.57)	
Position	#	Horse/Jockey	Barrier	Top Speed [km/h]	Fastest Section	First 400m							Distance Travelled From Winner [m]
1	5	FRANCE'S BOY Zoe Lloyd	2	64.4 800-600	0:11.57 600-400	0:26.21	1:37.82 (0:14.52)	1:23.30 [1] (0:11.69)	1:11.61 [1] (0:11.95)	0:59.66 [1] (0:12.06)	0:47.60 [1] (0:11.91)	0:35.69 [1] (0:11.57)	
2	4	ANGELIC APPEAL Jacob Opperman	6	66.0 800-600	0:11.31 600-400	0:27.45	1:38.01 (0:15.50)	1:22.51 [7] (0:11.95)	1:10.56 [7] (0:11.94)	0:58.62 [7] (0:11.93)	0:46.69 [7] (0:11.63)	0:35.06 [7] (0:11.31)	+2
3	2	PEARL ADIOS Jason Holder	1	64.2 800-600	0:11.60 600-400	0:26.95	1:38.04 (0:15.13)	1:22.91 [4] (0:11.82)	1:11.09 [4] (0:11.87)	0:59.22 [4] (0:12.01)	0:47.21 [3] (0:11.63)	0:35.58 [3] (0:11.60)	-1
4	6	STARTS NOW Manoel Nunes	3	64.3 1000-800	0:11.55 600-400	0:27.20	1:38.07 (0:15.33)	1:22.74 [5] (0:11.87)	1:10.87 [5] (0:11.88)	0:58.99 [5] (0:11.94)	0:47.05 [5] (0:11.65)	0:35.40 [5] (0:11.55)	+0
5	8	FAST BUBBLES Sairyn Fawke	7	65.2 1000-800	0:11.50 600-400	0:27.30	1:38.41 (0:15.50)	1:22.91 [6] (0:11.80)	1:11.11 [6] (0:11.91)	0:59.20 [6] (0:11.92)	0:47.28 [6] (0:11.69)	0:35.59 [6] (0:11.50)	+1
6	3	RABTAT Todd Pannell	8	66.3 800-600	0:11.34 600-400	0:27.66	1:38.41 (0:15.71)	1:22.70 [8] (0:11.95)	1:10.75 [8] (0:11.87)	0:58.88 [8] (0:11.96)	0:46.92 [8] (0:11.56)	0:35.36 [8] (0:11.34)	+5
7	9	MERCURY FLYER Alana Livesey	5	64.2 800-600	0:11.61 600-400	0:26.52	1:38.56 (0:14.87)	1:23.69 [2] (0:11.65)	1:12.04 [2] (0:11.85)	1:00.19 [2] (0:12.04)	0:48.15 [2] (0:11.80)	0:36.35 [2] (0:11.61)	+4
8	10	LADY TUCAN Jade Doyle	4	64.6 1000-800	0:11.64 800-600	0:26.81	1:39.56 (0:15.03)	1:24.53 [3] (0:11.78)	1:12.75 [3] (0:11.94)	1:00.81 [3] (0:12.10)	0:48.71 [4] (0:11.64)	0:37.07 [4] (0:11.75)	+2

Scratched: Ruminare (#1), Suggestive Miss (#7)

- [ ] Position in running at each section and finish
- #: Saddle cloth number
- :--:-- No data available at this section
- DNF Did not finish
- NA No data available
- DNT Did not track
- █ Background shading for fastest section



RACINGSA

Thomas Farms RC Murray Bridge SA  
Race 5: Sportsbet Same Race Multi Handicap - 1600m  
11 January 2025 - 2:52PM



Murray Bridge  
Racing Club

Track Rating: Good 4, Weather: Fine, Rail Position: +4m 1200m Chute, +7m Remainder

Section  
Field Times

L400  
0:24.10  
(0:11.68)  
L200  
0:12.42  
(0:12.42)

Position	#	Horse/Jockey	Barrier	Top Speed [km/h]	Fastest Section	First 400m	L400 0:24.10 (0:11.68)	L200 0:12.42 (0:12.42)	Margin	Distance Travelled From Winner [m]
1	5	FRANCE'S BOY Zoe Lloyd	2	64.4 800-600	0:11.57 600-400	0:26.21	0:24.11 [1] (0:11.68)	0:12.43 [1] (0:12.43)	1:37.82	
2	4	ANGELIC APPEAL Jacob Opperman	6	66.0 800-600	0:11.31 600-400	0:27.45	0:23.75 [6] (0:11.43)	0:12.32 [2] (0:12.32)	1.23L	+2
3	2	PEARL ADIOS Jason Holder	1	64.2 800-600	0:11.60 600-400	0:26.95	0:23.98 [3] (0:11.73)	0:12.25 [4] (0:12.25)	1.46L	-1
4	6	STARTS NOW Manoel Nunes	3	64.3 1000-800	0:11.55 600-400	0:27.20	0:23.85 [4] (0:11.56)	0:12.29 [3] (0:12.28)	1.61L	+0
5	8	FAST BUBBLES Sairyn Fawke	7	65.2 1000-800	0:11.50 600-400	0:27.30	0:24.09 [7] (0:11.62)	0:12.47 [6] (0:12.47)	3.81L	+1
6	3	RABTAT Todd Pannell	8	66.3 800-600	0:11.34 600-400	0:27.66	0:24.02 [8] (0:11.59)	0:12.43 [7] (0:12.43)	3.86L	+5
7	9	MERCURY FLYER Alana Livesey	5	64.2 800-600	0:11.61 600-400	0:26.52	0:24.74 [2] (0:11.99)	0:12.75 [5] (0:12.75)	4.83L	+4
8	10	LADY TUCAN Jade Doyle	4	64.6 1000-800	0:11.64 800-600	0:26.81	0:25.32 [5] (0:12.21)	0:13.11 [8] (0:13.11)	11.22L	+2

Scratched: Ruminare (#1), Suggestive Miss (#7)

- [ ] Position in running at each section and finish
- #: Saddle cloth number
- No data available at this section
- DNF Did not finish
- NA No data available
- DNT Did not track
- █ Background shading for fastest section

Horse/Jockey Name	FRANCE'S BOY/Zoe Lloyd
Finish Rank	1
Fastest Section Time (Section)	0:11.57 (L600)
Top Speed [km/h] (Section)	64.4 (L800)
Race State	Finished



### Thomas Farms RC Murray Bridge SA - Professional

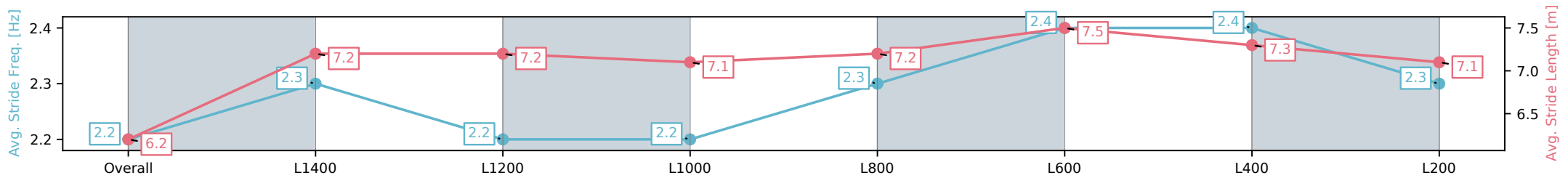
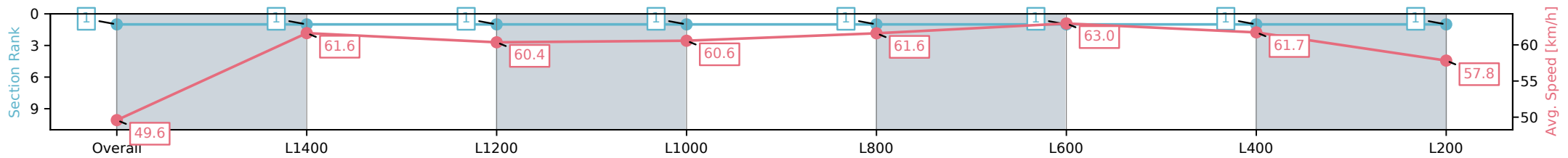
Race 5: Sportsbet Same Race Multi Handicap - 1600m

11 January 2025 - 2:52PM

Track Rating: Good 4, Weather: Fine, Rail Position: +4m 1200m Chute, +7m Remainder



Section	Overall	L1400	L1200	L1000	L800	L600	L400	L200
Section Times	1:37.82 [1] (0:14.52)	1:23.30 [1] (0:11.69)	1:11.61 [1] (0:11.95)	0:59.66 [1] (0:12.06)	0:47.60 [1] (0:11.91)	0:35.69 [1] (0:11.57)	0:24.11 [1] (0:11.68)	0:12.43 [1] (0:12.43)
Average Speed [km/h]	49.6	61.6	60.4	60.6	61.6	63.0	61.7	57.8
Top Speed [km/h]	62.4	62.5	61.6	61.3	62.3	64.4	63.9	60.0
Avg. Dist. to Rail [m]	2.3	1.1	1.4	2.9	3.4	3.3	3.9	3.8
Avg. Stride Freq. [Hz]	2.2	2.3	2.2	2.2	2.3	2.4	2.4	2.3
Avg. Stride Length [m]	6.2	7.2	7.2	7.1	7.2	7.5	7.3	7.1



- [ ] Ranking at each section and finish
- :-:- No data available at this section
- NA No data available

Horse/Jockey Name	ANGELIC APPEAL/Jacob Opperman
Finish Rank	2
Fastest Section Time (Section)	0:11.31 (L600)
Top Speed [km/h] (Section)	66.0 (L800)
Race State	Finished



Thomas Farms RC Murray Bridge SA - Professional

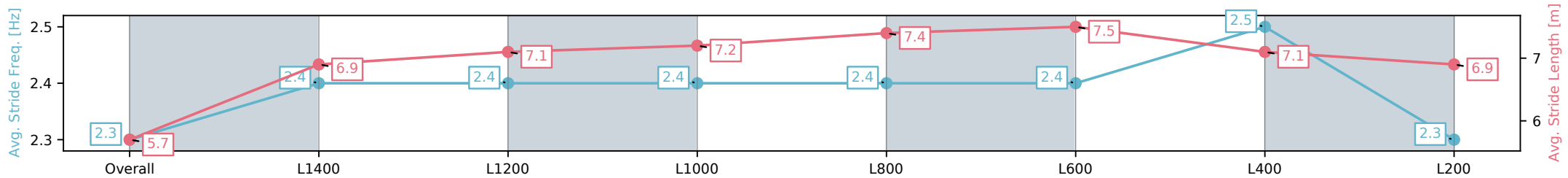
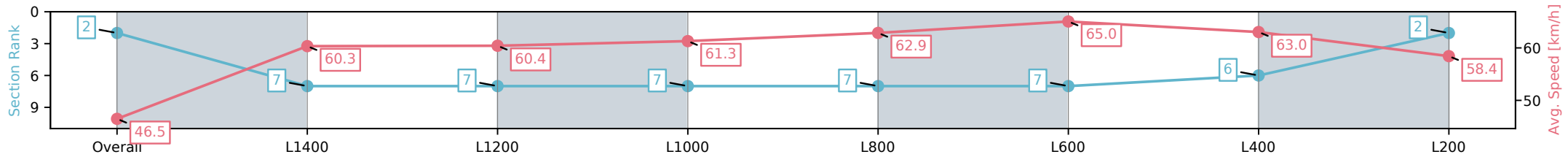
Race 5: Sportsbet Same Race Multi Handicap - 1600m

11 January 2025 - 2:52PM

Track Rating: Good 4, Weather: Fine, Rail Position: +4m 1200m Chute, +7m Remainder



Section	Overall	L1400	L1200	L1000	L800	L600	L400	L200
Section Times	1:38.01 [2] (0:15.50)	1:22.51 [7] (0:11.95)	1:10.56 [7] (0:11.94)	0:58.62 [7] (0:11.93)	0:46.69 [7] (0:11.63)	0:35.06 [7] (0:11.31)	0:23.75 [6] (0:11.43)	0:12.32 [2] (0:12.32)
Average Speed [km/h]	46.5	60.3	60.4	61.3	62.9	65.0	63.0	58.4
Top Speed [km/h]	59.5	62.2	61.4	62.1	64.6	66.0	64.6	62.1
Avg. Dist. to Rail [m]	4.6	2.5	2.5	2.7	3.0	5.8	8.8	8.8
Avg. Stride Freq. [Hz]	2.3	2.4	2.4	2.4	2.4	2.4	2.5	2.3
Avg. Stride Length [m]	5.7	6.9	7.1	7.2	7.4	7.5	7.1	6.9



- [ ] Ranking at each section and finish
- :-:- No data available at this section
- NA No data available

Horse/Jockey Name	PEARL ADIOS/Jason Holder
Finish Rank	3
Fastest Section Time (Section)	0:11.60 (L600)
Top Speed [km/h] (Section)	64.2 (L800)
Race State	Finished



### Thomas Farms RC Murray Bridge SA - Professional

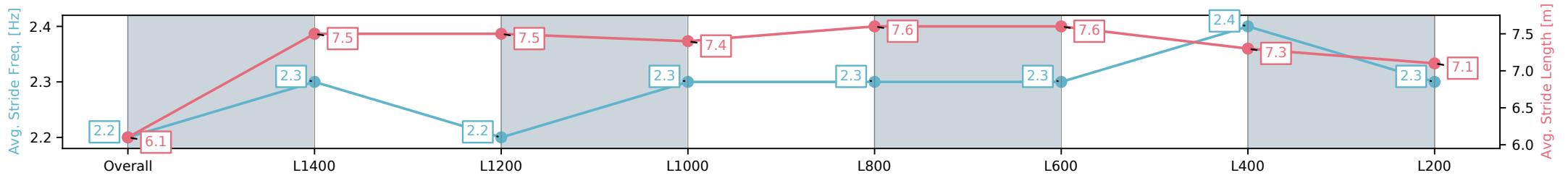
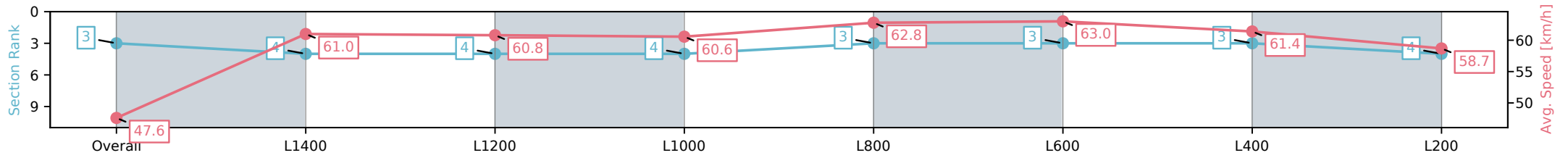
Race 5: Sportsbet Same Race Multi Handicap - 1600m

11 January 2025 - 2:52PM

Track Rating: Good 4, Weather: Fine, Rail Position: +4m 1200m Chute, +7m Remainder



Section	Overall	L1400	L1200	L1000	L800	L600	L400	L200
Section Times	1:38.04 [3] (0:15.13)	1:22.91 [4] (0:11.82)	1:11.09 [4] (0:11.87)	0:59.22 [4] (0:12.01)	0:47.21 [3] (0:11.63)	0:35.58 [3] (0:11.60)	0:23.98 [3] (0:11.73)	0:12.25 [4] (0:12.25)
Average Speed [km/h]	47.6	61.0	60.8	60.6	62.8	63.0	61.4	58.7
Top Speed [km/h]	60.1	61.6	61.2	61.1	63.9	64.2	62.1	60.5
Avg. Dist. to Rail [m]	1.8	1.2	1.4	2.4	2.6	4.3	7.9	7.3
Avg. Stride Freq. [Hz]	2.2	2.3	2.2	2.3	2.3	2.3	2.4	2.3
Avg. Stride Length [m]	6.1	7.5	7.5	7.4	7.6	7.6	7.3	7.1



[ ] Ranking at each section and finish  
 -:-:- No data available at this section  
 NA No data available

Horse/Jockey Name	STARTS NOW/Manoel Nunes
Finish Rank	4
Fastest Section Time (Section)	0:11.55 (L600)
Top Speed [km/h] (Section)	64.3 (L1000)
Race State	Finished



Thomas Farms RC Murray Bridge SA - Professional

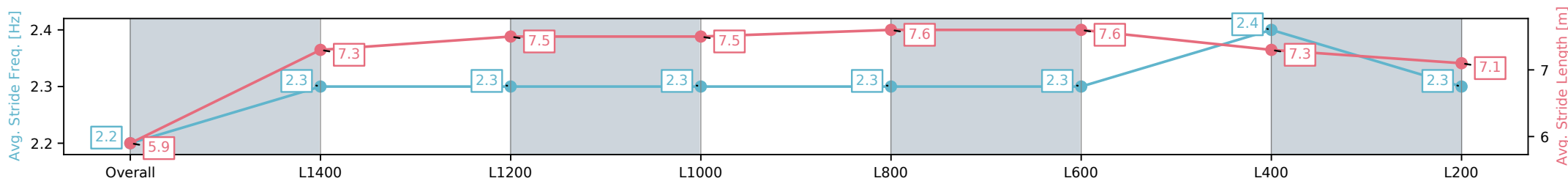
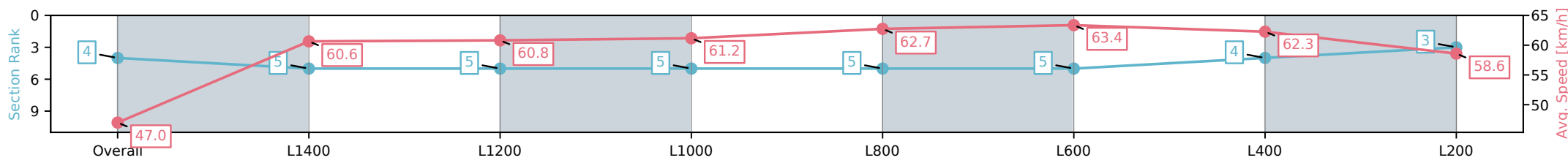
Race 5: Sportsbet Same Race Multi Handicap - 1600m

11 January 2025 - 2:52PM

Track Rating: Good 4, Weather: Fine, Rail Position: +4m 1200m Chute, +7m Remainder



Section	Overall	L1400	L1200	L1000	L800	L600	L400	L200
Section Times	1:38.07 [4] (0:15.33)	1:22.74 [5] (0:11.87)	1:10.87 [5] (0:11.88)	0:58.99 [5] (0:11.94)	0:47.05 [5] (0:11.65)	0:35.40 [5] (0:11.55)	0:23.85 [4] (0:11.56)	0:12.29 [3] (0:12.28)
Average Speed [km/h]	47.0	60.6	60.8	61.2	62.7	63.4	62.3	58.6
Top Speed [km/h]	59.5	61.3	61.2	61.7	64.3	64.2	64.0	60.8
Avg. Dist. to Rail [m]	3.2	1.9	2.3	3.0	2.8	4.2	6.6	6.8
Avg. Stride Freq. [Hz]	2.2	2.3	2.3	2.3	2.3	2.3	2.4	2.3
Avg. Stride Length [m]	5.9	7.3	7.5	7.5	7.6	7.6	7.3	7.1



[ ] Ranking at each section and finish  
 -:-:- No data available at this section  
 NA No data available

Horse/Jockey Name	FAST BUBBLES/Sairyn Fawke
Finish Rank	5
Fastest Section Time (Section)	0:11.50 (L600)
Top Speed [km/h] (Section)	65.2 (L1000)
Race State	Finished



Thomas Farms RC Murray Bridge SA - Professional

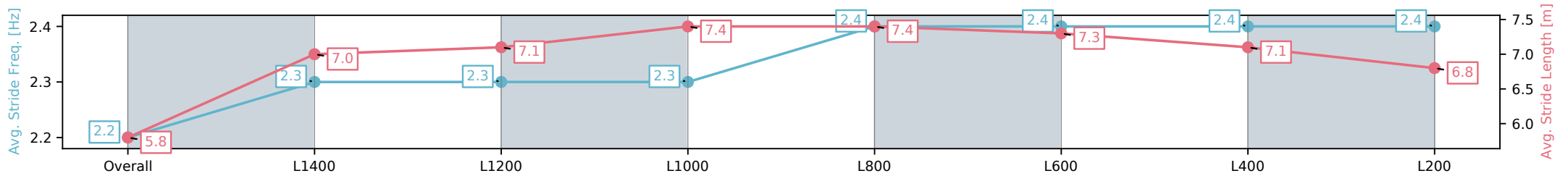
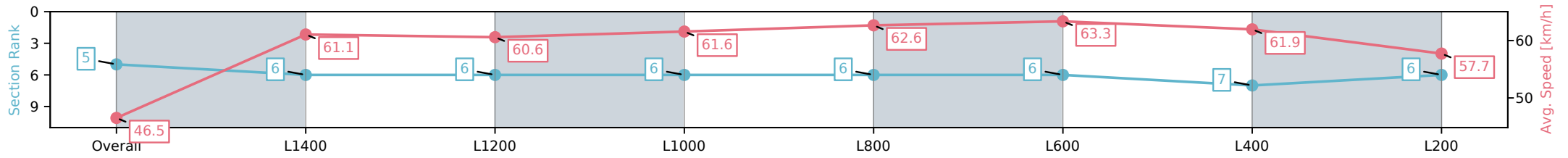
Race 5: Sportsbet Same Race Multi Handicap - 1600m

11 January 2025 - 2:52PM

Track Rating: Good 4, Weather: Fine, Rail Position: +4m 1200m Chute, +7m Remainder



Section	Overall	L1400	L1200	L1000	L800	L600	L400	L200
Section Times	1:38.41 [5] (0:15.50)	1:22.91 [6] (0:11.80)	1:11.11 [6] (0:11.91)	0:59.20 [6] (0:11.92)	0:47.28 [6] (0:11.69)	0:35.59 [6] (0:11.50)	0:24.09 [7] (0:11.62)	0:12.47 [6] (0:12.47)
Average Speed [km/h]	46.5	61.1	60.6	61.6	62.6	63.3	61.9	57.7
Top Speed [km/h]	60.6	61.5	61.1	62.2	65.2	65.0	64.1	59.6
Avg. Dist. to Rail [m]	5.1	1.3	1.6	3.8	3.7	2.7	4.2	4.4
Avg. Stride Freq. [Hz]	2.2	2.3	2.3	2.3	2.4	2.4	2.4	2.4
Avg. Stride Length [m]	5.8	7.0	7.1	7.4	7.4	7.3	7.1	6.8



- [ ] Ranking at each section and finish
- :-:- No data available at this section
- NA No data available

Horse/Jockey Name	RABTAT/Todd Pannell
Finish Rank	6
Fastest Section Time (Section)	0:11.34 (L600)
Top Speed [km/h] (Section)	66.3 (L800)
Race State	Finished



### Thomas Farms RC Murray Bridge SA - Professional

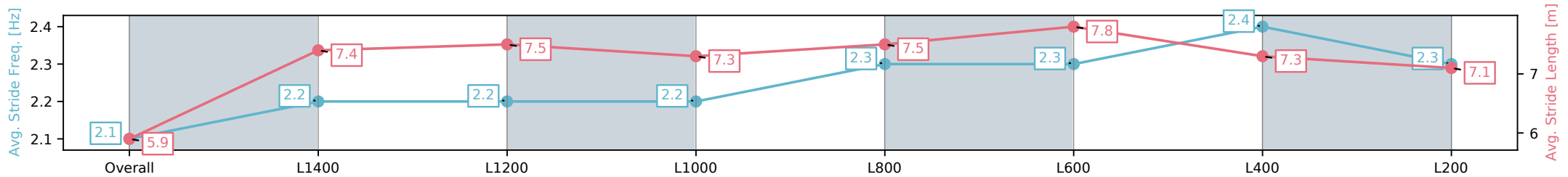
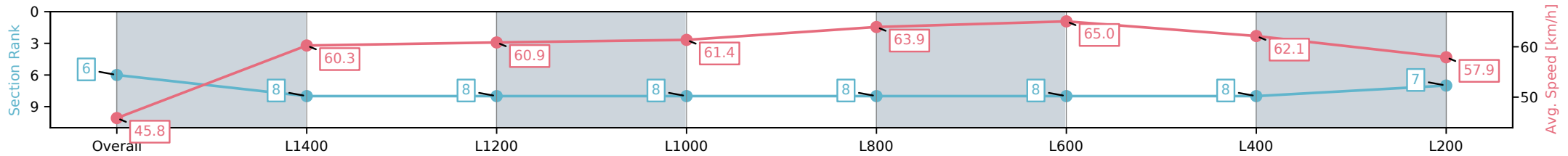
Race 5: Sportsbet Same Race Multi Handicap - 1600m

11 January 2025 - 2:52PM

Track Rating: Good 4, Weather: Fine, Rail Position: +4m 1200m Chute, +7m Remainder



Section	Overall	L1400	L1200	L1000	L800	L600	L400	L200
Section Times	1:38.41 [6] (0:15.71)	1:22.70 [8] (0:11.95)	1:10.75 [8] (0:11.87)	0:58.88 [8] (0:11.96)	0:46.92 [8] (0:11.56)	0:35.36 [8] (0:11.34)	0:24.02 [8] (0:11.59)	0:12.43 [7] (0:12.43)
Average Speed [km/h]	45.8	60.3	60.9	61.4	63.9	65.0	62.1	57.9
Top Speed [km/h]	59.2	61.5	61.6	62.3	66.3	66.3	63.8	60.1
Avg. Dist. to Rail [m]	6.2	2.1	2.4	4.0	5.0	6.2	9.3	9.2
Avg. Stride Freq. [Hz]	2.1	2.2	2.2	2.2	2.3	2.3	2.4	2.3
Avg. Stride Length [m]	5.9	7.4	7.5	7.3	7.5	7.8	7.3	7.1



- [ ] Ranking at each section and finish
- :-:- No data available at this section
- NA No data available



Horse/Jockey Name	MERCURY FLYER/Alana Livesey
Finish Rank	7
Fastest Section Time (Section)	0:11.61 (L600)
Top Speed [km/h] (Section)	64.2 (L800)
Race State	Finished



Thomas Farms RC Murray Bridge SA - Professional

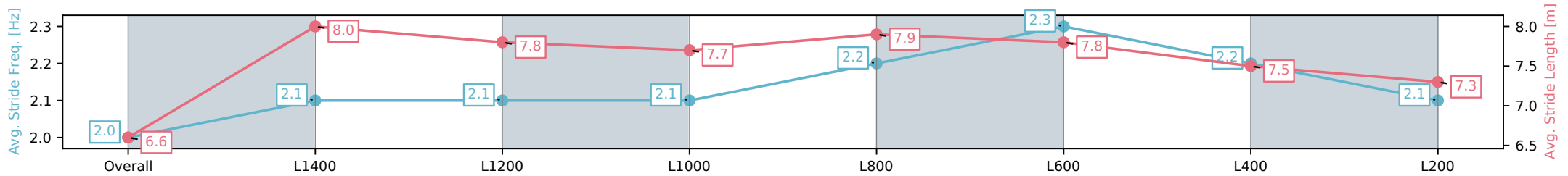
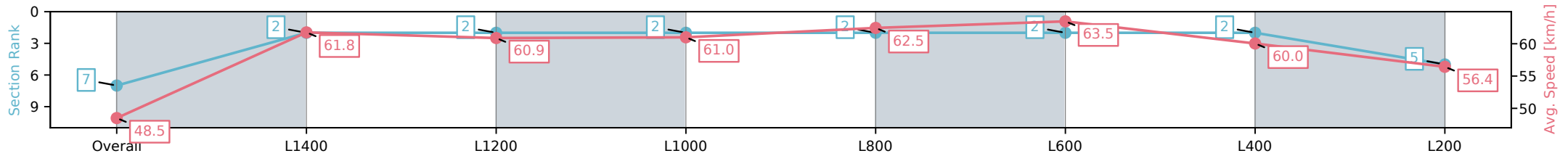
Race 5: Sportsbet Same Race Multi Handicap - 1600m

11 January 2025 - 2:52PM

Track Rating: Good 4, Weather: Fine, Rail Position: +4m 1200m Chute, +7m Remainder



Section	Overall	L1400	L1200	L1000	L800	L600	L400	L200
Section Times	1:38.56 [7] (0:14.87)	1:23.69 [2] (0:11.65)	1:12.04 [2] (0:11.85)	1:00.19 [2] (0:12.04)	0:48.15 [2] (0:11.80)	0:36.35 [2] (0:11.61)	0:24.74 [2] (0:11.99)	0:12.75 [5] (0:12.75)
Average Speed [km/h]	48.5	61.8	60.9	61.0	62.5	63.5	60.0	56.4
Top Speed [km/h]	63.5	62.5	62.7	61.4	64.1	64.2	62.0	57.8
Avg. Dist. to Rail [m]	4.6	1.7	2.3	4.0	4.6	5.3	6.2	6.4
Avg. Stride Freq. [Hz]	2.0	2.1	2.1	2.1	2.2	2.3	2.2	2.1
Avg. Stride Length [m]	6.6	8.0	7.8	7.7	7.9	7.8	7.5	7.3



- [ ] Ranking at each section and finish
- :-:- No data available at this section
- NA No data available

Horse/Jockey Name	LADY TUCAN/Jade Doyle
Finish Rank	8
Fastest Section Time (Section)	0:11.64 (L800)
Top Speed [km/h] (Section)	64.6 (L1000)
Race State	Finished



### Thomas Farms RC Murray Bridge SA - Professional

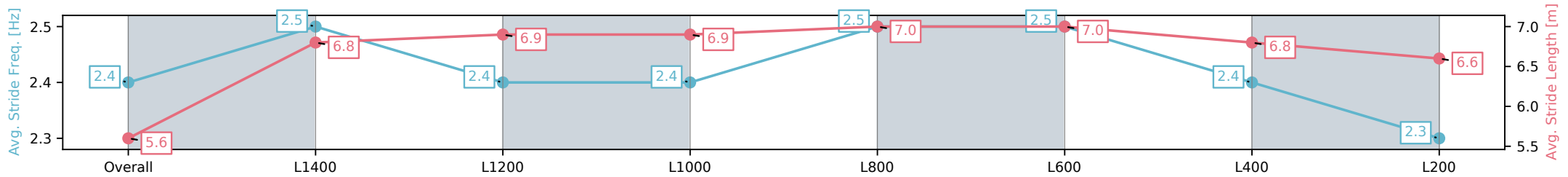
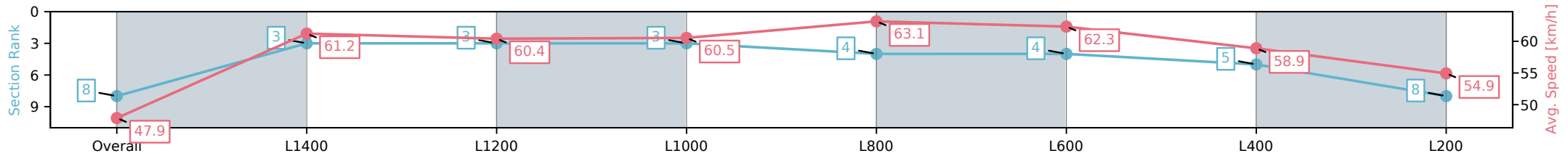
Race 5: Sportsbet Same Race Multi Handicap - 1600m

11 January 2025 - 2:52PM

Track Rating: Good 4, Weather: Fine, Rail Position: +4m 1200m Chute, +7m Remainder



Section	Overall	L1400	L1200	L1000	L800	L600	L400	L200
Section Times	1:39.56 [8] (0:15.03)	1:24.53 [3] (0:11.78)	1:12.75 [3] (0:11.94)	1:00.81 [3] (0:12.10)	0:48.71 [4] (0:11.64)	0:37.07 [4] (0:11.75)	0:25.32 [5] (0:12.21)	0:13.11 [8] (0:13.11)
Average Speed [km/h]	47.9	61.2	60.4	60.5	63.1	62.3	58.9	54.9
Top Speed [km/h]	62.1	61.7	61.7	62.0	64.6	63.6	60.4	57.1
Avg. Dist. to Rail [m]	3.5	2.4	2.3	3.2	4.2	4.2	5.8	5.2
Avg. Stride Freq. [Hz]	2.4	2.5	2.4	2.4	2.5	2.5	2.4	2.3
Avg. Stride Length [m]	5.6	6.8	6.9	6.9	7.0	7.0	6.8	6.6



- [ ] Ranking at each section and finish
- :-:- No data available at this section
- NA No data available