



RACINGSA

Thomas Farms RC Murray Bridge SA

Race 4: Thomas Farms Handicap - 1800m

11 January 2025 - 2:17PM



Murray Bridge
Racing Club

Track Rating: Good 4, Weather: Fine, Rail Position: +4m 1200m Chute, +7m Remainder

Section								Overall	L1600	L1400	L1200	L1000	L800		
Field Times								1:50.70 (0:15.07)	1:35.63 (0:12.21)	1:23.41 (0:11.97)	1:11.45 (0:11.73)	0:59.71 (0:11.73)	0:47.99 (0:11.71)		
Position	#	Horse/Jockey	Barrier	Top Speed [km/h]	Fastest Section	First 400m								Distance Travelled From Winner [m]	
1	6	MAGNETIC EDGE Todd Pannell	6	64.9 1000-800	0:11.40 600-400	0:28.02	1:50.70 (0:15.85)	1:34.85 [7] (0:12.17)	1:22.68 [7] (0:12.01)	1:10.67 [6] (0:11.71)	0:58.96 [7] (0:11.79)	0:47.17 [7] (0:11.61)			
2	7	STORMSARRIVED Caitlin Tootell	2	63.5 600-400	0:11.67 600-400	0:27.28	1:50.76 (0:15.07)	1:35.69 [1] (0:12.21)	1:23.48 [1] (0:11.97)	1:11.51 [1] (0:11.73)	0:59.78 [1] (0:11.73)	0:48.05 [1] (0:11.71)	-6		
3	5	MARCOLT Rochelle Milnes	7	64.2 1000-800	0:11.66 600-400	0:27.71	1:50.95 (0:15.46)	1:35.49 [5] (0:12.25)	1:23.24 [5] (0:12.05)	1:11.19 [5] (0:11.73)	0:59.46 [5] (0:11.80)	0:47.66 [5] (0:11.74)	+1		
4	2	THRILL KILL Margaret Collett	5	63.7 1800-1600	0:11.68 1200-1000	0:27.98	1:51.00 (0:15.73)	1:35.27 [6] (0:12.25)	1:23.02 [6] (0:12.06)	1:10.96 [7] (0:11.68)	0:59.28 [6] (0:11.76)	0:47.52 [6] (0:11.69)	+0		
5	4	RUSSIAN DANCER Lachlan Neindorf	8	66.1 1000-800	0:11.62 800-600	0:27.38	1:51.39 (0:15.15)	1:36.24 [2] (0:12.23)	1:24.01 [2] (0:12.04)	1:11.97 [2] (0:11.71)	1:00.26 [2] (0:11.76)	0:48.50 [2] (0:11.62)	-2		
6	8	TULLAGHAN Dom Tourneur	4	64.4 1000-800	0:11.54 800-600	0:27.60	1:51.56 (0:15.27)	1:36.29 [3] (0:12.33)	1:23.96 [3] (0:12.15)	1:11.81 [4] (0:11.72)	1:00.09 [4] (0:11.73)	0:48.36 [4] (0:11.54)	-8		
7	3	MADAME ODETTE Jake Toeroek	1	63.5 1200-1000	0:11.66 1000-800	0:27.71	1:51.66 (0:15.44)	1:36.22 [4] (0:12.27)	1:23.95 [4] (0:12.03)	1:11.92 [3] (0:11.73)	1:00.19 [3] (0:11.66)	0:48.53 [3] (0:11.77)	-5		

Did Not Finish: Sebonna (#1)

- [] Position in running at each section and finish
- #: Saddle cloth number
- :--:-- No data available at this section
- DNF Did not finish
- NA No data available
- DNT Did not track
- █ Background shading for fastest section



RACINGSA

Thomas Farms RC Murray Bridge SA

Race 4: Thomas Farms Handicap - 1800m

11 January 2025 - 2:17PM



Murray Bridge
Racing Club

Track Rating: Good 4, Weather: Fine, Rail Position: +4m 1200m Chute, +7m Remainder

Section Field Times

L600 0:36.27 (0:11.67)
L400 0:24.61 (0:11.89)
L200 0:12.71 (0:12.71)

Position	#	Horse/Jockey	Barrier	Top Speed [km/h]	Fastest Section	First 400m	L600	L400	L200	Margin	Distance Travelled From Winner [m]
1	6	MAGNETIC EDGE Todd Pannell	6	64.9 1000-800	0:11.40 600-400	0:28.02	0:35.56 [6] (0:11.40)	0:24.16 [4] (0:11.80)	0:12.36 [3] (0:12.36)	1:50.70	
2	7	STORMSARRIVED Caitlin Tootell	2	63.5 600-400	0:11.67 600-400	0:27.28	0:36.34 [1] (0:11.67)	0:24.67 [1] (0:11.89)	0:12.78 [1] (0:12.78)	0.37L	-6
3	5	MARCOLT Rochelle Milnes	7	64.2 1000-800	0:11.66 600-400	0:27.71	0:35.92 [5] (0:11.66)	0:24.26 [5] (0:11.80)	0:12.46 [4] (0:12.46)	1.57L	+1
4	2	THRILL KILL Margaret Collett	5	63.7 1800-1600	0:11.68 1200-1000	0:27.98	0:35.83 [7] (0:11.69)	0:24.14 [7] (0:11.68)	0:12.46 [5] (0:12.46)	1.93L	+0
5	4	RUSSIAN DANCER Lachlan Neindorf	8	66.1 1000-800	0:11.62 800-600	0:27.38	0:36.88 [2] (0:11.66)	0:25.22 [2] (0:12.01)	0:13.21 [2] (0:13.21)	4.46L	-2
6	8	TULLAGHAN Dom Tourneur	4	64.4 1000-800	0:11.54 800-600	0:27.60	0:36.82 [3] (0:11.71)	0:25.11 [3] (0:12.12)	0:12.99 [6] (0:12.99)	5.51L	-8
7	3	MADAME ODETTE Jake Toeroek	1	63.5 1200-1000	0:11.66 1000-800	0:27.71	0:36.76 [4] (0:11.83)	0:24.93 [6] (0:11.89)	0:13.04 [7] (0:13.04)	6.19L	-5

Did Not Finish: Sebonna (#1)

- [] Position in running at each section and finish
- #: Saddle cloth number
- :--:-- No data available at this section
- DNF Did not finish
- NA No data available
- DNT Did not track
- █ Background shading for fastest section

Horse/Jockey Name	MAGNETIC EDGE/Todd Pannell
Finish Rank	1
Fastest Section Time (Section)	0:11.40 (L600)
Top Speed [km/h] (Section)	64.9 (L1000)
Race State	Finished



Thomas Farms RC Murray Bridge SA - Professional

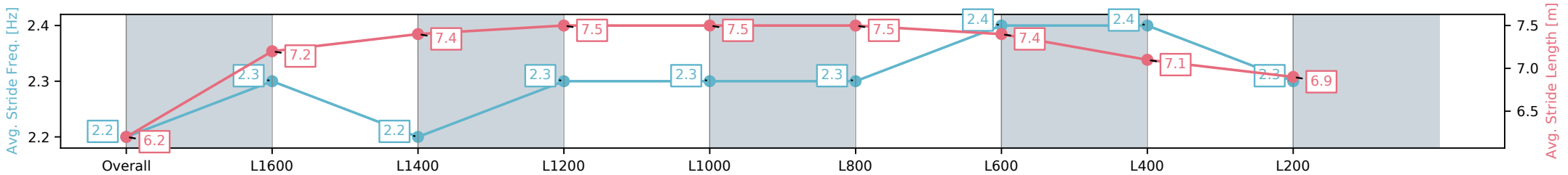
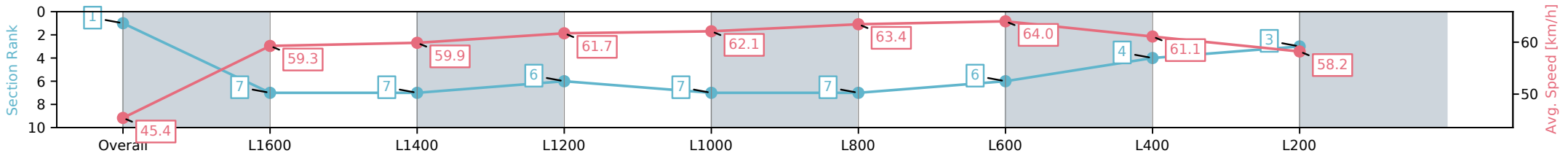
Race 4: Thomas Farms Handicap - 1800m

11 January 2025 - 2:17PM

Track Rating: Good 4, Weather: Fine, Rail Position: +4m 1200m Chute, +7m Remainder



Section	Overall	L1600	L1400	L1200	L1000	L800	L600	L400	L200
Section Times	1:50.70 [1] (0:15.85)	1:34.85 [7] (0:12.17)	1:22.68 [7] (0:12.01)	1:10.67 [6] (0:11.71)	0:58.96 [7] (0:11.79)	0:47.17 [7] (0:11.61)	0:35.56 [6] (0:11.40)	0:24.16 [4] (0:11.80)	0:12.36 [3] (0:12.36)
Average Speed [km/h]	45.4	59.3	59.9	61.7	62.1	63.4	64.0	61.1	58.2
Top Speed [km/h]	59.7	60.5	61.4	62.0	63.7	64.9	64.8	63.6	61.1
Avg. Dist. to Rail [m]	3.5	1.5	1.4	1.6	3.4	4.3	3.8	7.3	7.8
Avg. Stride Freq. [Hz]	2.2	2.3	2.2	2.3	2.3	2.3	2.4	2.4	2.3
Avg. Stride Length [m]	6.2	7.2	7.4	7.5	7.5	7.5	7.4	7.1	6.9



[] Ranking at each section and finish
 -:-:- No data available at this section
 NA No data available

Horse/Jockey Name	STORMSARRIVED/Caitlin Tootell
Finish Rank	2
Fastest Section Time (Section)	0:11.67 (L600)
Top Speed [km/h] (Section)	63.5 (L600)
Race State	Finished



Thomas Farms RC Murray Bridge SA - Professional

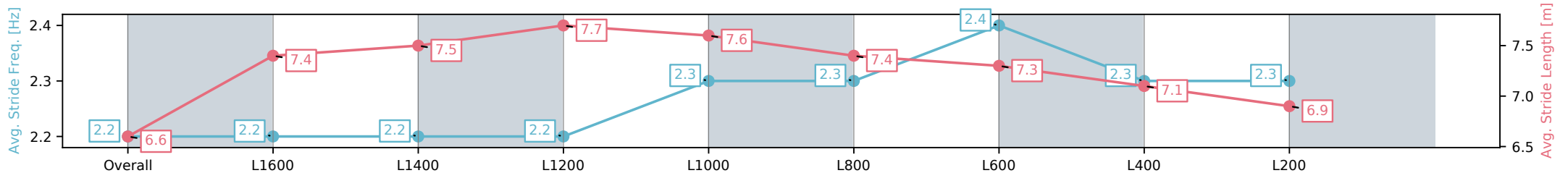
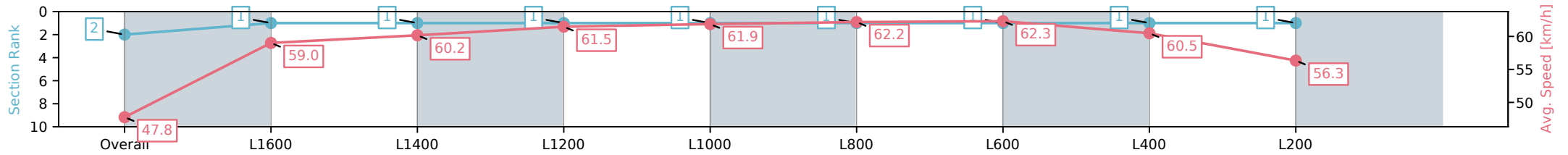
Race 4: Thomas Farms Handicap - 1800m

11 January 2025 - 2:17PM

Track Rating: Good 4, Weather: Fine, Rail Position: +4m 1200m Chute, +7m Remainder



Section	Overall	L1600	L1400	L1200	L1000	L800	L600	L400	L200
Section Times	1:50.76 [2] (0:15.07)	1:35.69 [1] (0:12.21)	1:23.48 [1] (0:11.97)	1:11.51 [1] (0:11.73)	0:59.78 [1] (0:11.73)	0:48.05 [1] (0:11.71)	0:36.34 [1] (0:11.67)	0:24.67 [1] (0:11.89)	0:12.78 [1] (0:12.78)
Average Speed [km/h]	47.8	59.0	60.2	61.5	61.9	62.2	62.3	60.5	56.3
Top Speed [km/h]	60.1	60.3	61.5	62.1	62.7	63.3	62.7	63.5	58.5
Avg. Dist. to Rail [m]	3.5	2.1	1.2	1.4	1.7	2.0	2.8	6.3	7.0
Avg. Stride Freq. [Hz]	2.2	2.2	2.2	2.2	2.3	2.3	2.4	2.3	2.3
Avg. Stride Length [m]	6.6	7.4	7.5	7.7	7.6	7.4	7.3	7.1	6.9



[] Ranking at each section and finish
 -:-:- No data available at this section
 NA No data available

Horse/Jockey Name	MARCOLT/Rochelle Milnes
Finish Rank	3
Fastest Section Time (Section)	0:11.66 (L600)
Top Speed [km/h] (Section)	64.2 (L1000)
Race State	Finished



Thomas Farms RC Murray Bridge SA - Professional

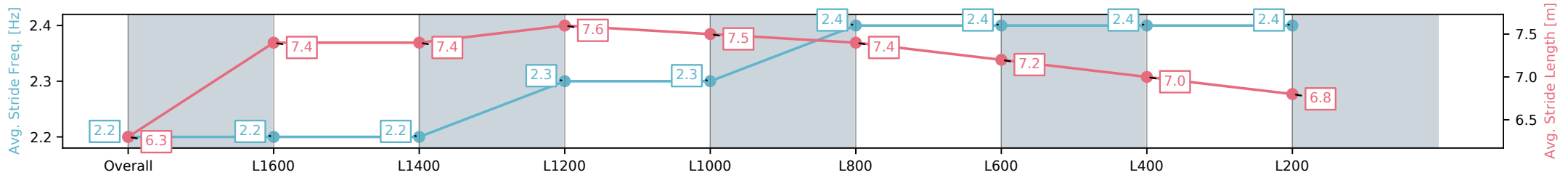
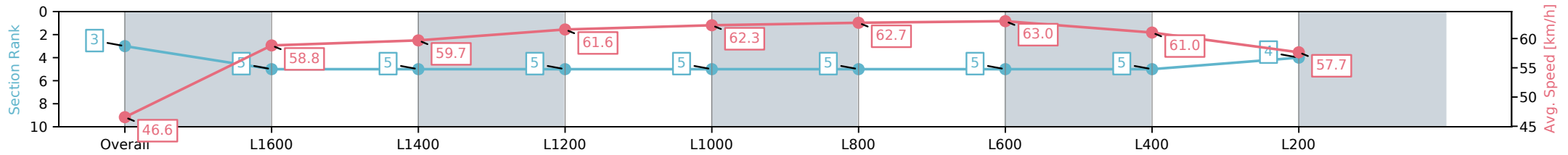
Race 4: Thomas Farms Handicap - 1800m

11 January 2025 - 2:17PM

Track Rating: Good 4, Weather: Fine, Rail Position: +4m 1200m Chute, +7m Remainder



Section	Overall	L1600	L1400	L1200	L1000	L800	L600	L400	L200
Section Times	1:50.95 [3] (0:15.46)	1:35.49 [5] (0:12.25)	1:23.24 [5] (0:12.05)	1:11.19 [5] (0:11.73)	0:59.46 [5] (0:11.80)	0:47.66 [5] (0:11.74)	0:35.92 [5] (0:11.66)	0:24.26 [5] (0:11.80)	0:12.46 [4] (0:12.46)
Average Speed [km/h]	46.6	58.8	59.7	61.6	62.3	62.7	63.0	61.0	57.7
Top Speed [km/h]	59.6	59.4	60.8	62.0	62.9	64.2	64.1	64.0	59.7
Avg. Dist. to Rail [m]	4.4	2.3	2.0	2.3	3.9	4.5	4.7	7.7	8.0
Avg. Stride Freq. [Hz]	2.2	2.2	2.2	2.3	2.3	2.4	2.4	2.4	2.4
Avg. Stride Length [m]	6.3	7.4	7.4	7.4	7.6	7.5	7.4	7.2	6.8



- [] Ranking at each section and finish
- :-:- No data available at this section
- NA No data available

Horse/Jockey Name	THRILL KILL/Margaret Collett
Finish Rank	4
Fastest Section Time (Section)	0:11.68 (L1200)
Top Speed [km/h] (Section)	63.7 (Overall)
Race State	Finished



Thomas Farms RC Murray Bridge SA - Professional

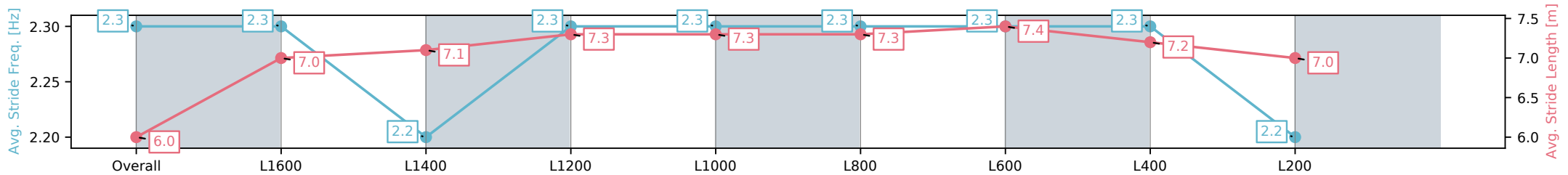
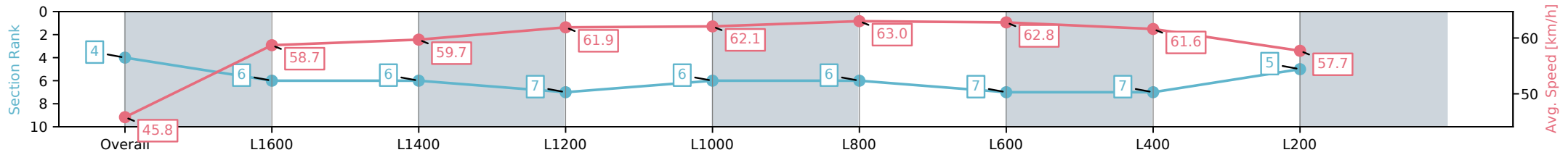
Race 4: Thomas Farms Handicap - 1800m

11 January 2025 - 2:17PM

Track Rating: Good 4, Weather: Fine, Rail Position: +4m 1200m
Chute, +7m Remainder



Section	Overall	L1600	L1400	L1200	L1000	L800	L600	L400	L200
Section Times	1:51.00 [4] (0:15.73)	1:35.27 [6] (0:12.25)	1:23.02 [6] (0:12.06)	1:10.96 [7] (0:11.68)	0:59.28 [6] (0:11.76)	0:47.52 [6] (0:11.69)	0:35.83 [7] (0:11.69)	0:24.14 [7] (0:11.68)	0:12.46 [5] (0:12.46)
Average Speed [km/h]	45.8	58.7	59.7	61.9	62.1	63.0	62.8	61.6	57.7
Top Speed [km/h]	63.7	61.5	61.8	62.6	63.4	63.3	63.4	62.8	60.3
Avg. Dist. to Rail [m]	3.7	2.1	1.6	1.8	3.3	4.1	5.0	9.5	11.0
Avg. Stride Freq. [Hz]	2.3	2.3	2.2	2.3	2.3	2.3	2.3	2.3	2.2
Avg. Stride Length [m]	6.0	7.0	7.1	7.3	7.3	7.3	7.4	7.2	7.0



- [] Ranking at each section and finish
- :-:- No data available at this section
- NA No data available

Horse/Jockey Name	RUSSIAN DANCER/Lachlan Neindorf
Finish Rank	5
Fastest Section Time (Section)	0:11.62 (L800)
Top Speed [km/h] (Section)	66.1 (L1000)
Race State	Finished



Thomas Farms RC Murray Bridge SA - Professional

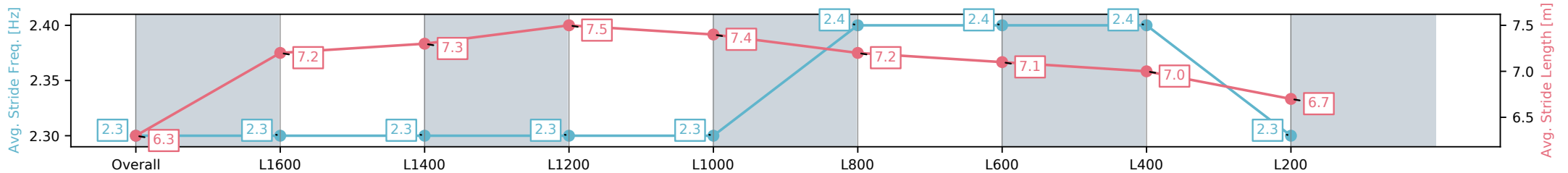
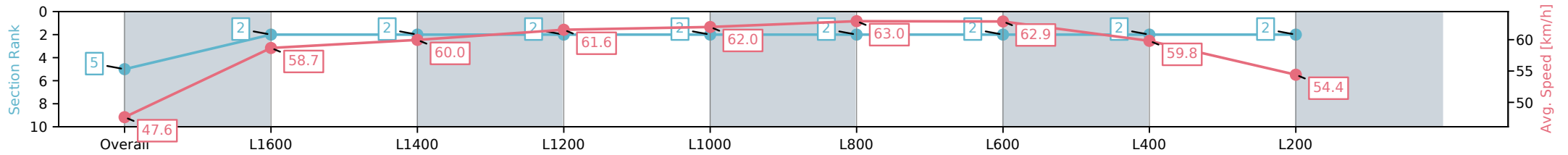
Race 4: Thomas Farms Handicap - 1800m

11 January 2025 - 2:17PM

Track Rating: Good 4, Weather: Fine, Rail Position: +4m 1200m Chute, +7m Remainder



Section	Overall	L1600	L1400	L1200	L1000	L800	L600	L400	L200
Section Times	1:51.39 [5] (0:15.15)	1:36.24 [2] (0:12.23)	1:24.01 [2] (0:12.04)	1:11.97 [2] (0:11.71)	1:00.26 [2] (0:11.76)	0:48.50 [2] (0:11.62)	0:36.88 [2] (0:11.66)	0:25.22 [2] (0:12.01)	0:13.21 [2] (0:13.21)
Average Speed [km/h]	47.6	58.7	60.0	61.6	62.0	63.0	62.9	59.8	54.4
Top Speed [km/h]	62.6	60.4	61.7	62.0	63.5	66.1	64.0	63.3	57.2
Avg. Dist. to Rail [m]	5.7	2.2	1.1	1.3	2.3	3.5	4.0	6.7	7.6
Avg. Stride Freq. [Hz]	2.3	2.3	2.3	2.3	2.3	2.4	2.4	2.4	2.3
Avg. Stride Length [m]	6.3	7.2	7.3	7.5	7.4	7.2	7.1	7.0	6.7



- [] Ranking at each section and finish
- :-:- No data available at this section
- NA No data available

Horse/Jockey Name	TULLAGHAN/Dom Tourneur
Finish Rank	6
Fastest Section Time (Section)	0:11.54 (L800)
Top Speed [km/h] (Section)	64.4 (L1000)
Race State	Finished



Thomas Farms RC Murray Bridge SA - Professional

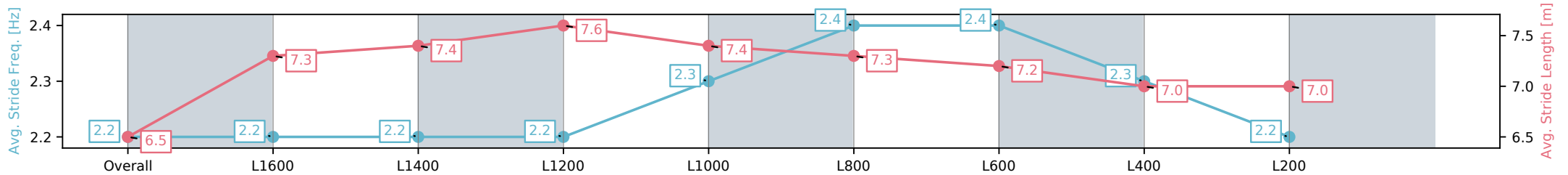
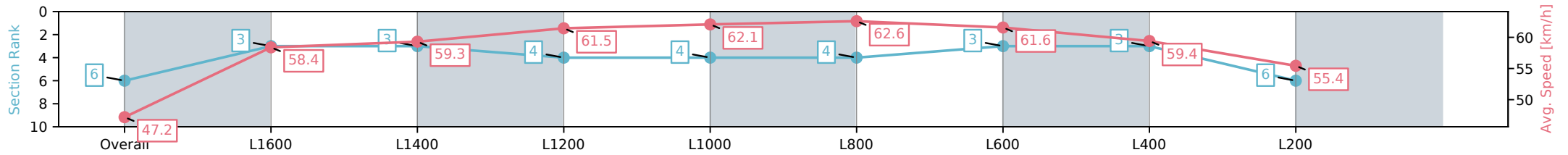
Race 4: Thomas Farms Handicap - 1800m

11 January 2025 - 2:17PM

Track Rating: Good 4, Weather: Fine, Rail Position: +4m 1200m
Chute, +7m Remainder



Section	Overall	L1600	L1400	L1200	L1000	L800	L600	L400	L200
Section Times	1:51.56 [6] (0:15.27)	1:36.29 [3] (0:12.33)	1:23.96 [3] (0:12.15)	1:11.81 [4] (0:11.72)	1:00.09 [4] (0:11.73)	0:48.36 [4] (0:11.54)	0:36.82 [3] (0:11.71)	0:25.11 [3] (0:12.12)	0:12.99 [6] (0:12.99)
Average Speed [km/h]	47.2	58.4	59.3	61.5	62.1	62.6	61.6	59.4	55.4
Top Speed [km/h]	60.8	60.6	60.6	62.2	63.1	64.4	63.2	61.4	58.4
Avg. Dist. to Rail [m]	3.6	1.3	0.9	1.4	1.6	1.1	1.1	3.5	3.1
Avg. Stride Freq. [Hz]	2.2	2.2	2.2	2.2	2.3	2.4	2.4	2.3	2.2
Avg. Stride Length [m]	6.5	7.3	7.4	7.6	7.4	7.3	7.2	7.0	7.0



- [] Ranking at each section and finish
- :-:- No data available at this section
- NA No data available

Horse/Jockey Name	MADAME ODETTE/Jake Toeroek
Finish Rank	7
Fastest Section Time (Section)	0:11.66 (L1000)
Top Speed [km/h] (Section)	63.5 (L1200)
Race State	Finished



Thomas Farms RC Murray Bridge SA - Professional

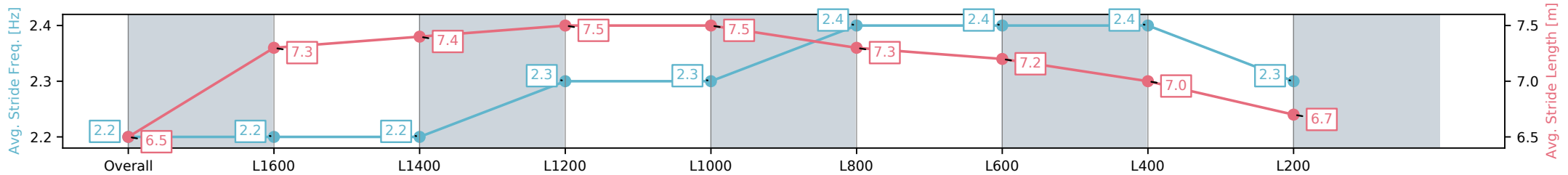
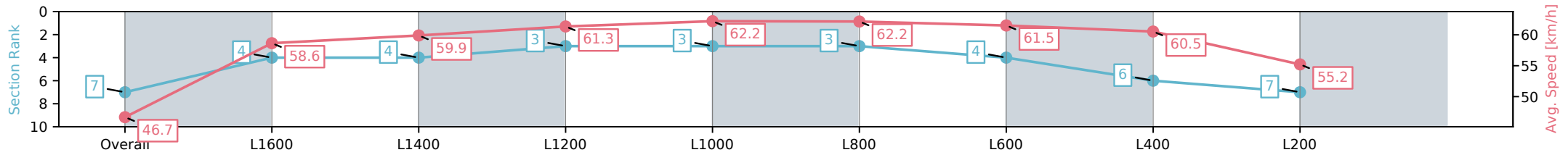
Race 4: Thomas Farms Handicap - 1800m

11 January 2025 - 2:17PM

Track Rating: Good 4, Weather: Fine, Rail Position: +4m 1200m
Chute, +7m Remainder



Section	Overall	L1600	L1400	L1200	L1000	L800	L600	L400	L200
Section Times	1:51.66 [7] (0:15.44)	1:36.22 [4] (0:12.27)	1:23.95 [4] (0:12.03)	1:11.92 [3] (0:11.73)	1:00.19 [3] (0:11.66)	0:48.53 [3] (0:11.77)	0:36.76 [4] (0:11.83)	0:24.93 [6] (0:11.89)	0:13.04 [7] (0:13.04)
Average Speed [km/h]	46.7	58.6	59.9	61.3	62.2	62.2	61.5	60.5	55.2
Top Speed [km/h]	60.3	59.9	60.9	62.2	63.5	63.1	62.9	62.7	58.4
Avg. Dist. to Rail [m]	0.6	0.7	0.1	0.2	1.5	3.0	2.5	4.4	4.7
Avg. Stride Freq. [Hz]	2.2	2.2	2.2	2.3	2.3	2.4	2.4	2.4	2.3
Avg. Stride Length [m]	6.5	7.3	7.4	7.5	7.5	7.3	7.2	7.0	6.7



- [] Ranking at each section and finish
- :-:- No data available at this section
- NA No data available