



RACINGSA

Thomas Farms RC Murray Bridge SA

Race 3: Thomas Farms Maiden Plate - 1100m

11 January 2025 - 1:43PM



Murray Bridge
Racing Club

Track Rating: Good 4, Weather: Fine, Rail Position: +4m 1200m Chute, +7m Remainder

Section Field Times							Overall	L1000	L800	L600	L400	L200		
							1:04.45 (0:08.85)	0:55.60 (0:10.26)	0:45.33 (0:11.13)	0:34.21 (0:11.32)	0:22.89 (0:11.15)	0:11.74 (0:11.74)		
Position	#	Horse/Jockey	Barrier	Top Speed [km/h]	Fastest Section	First 400m						Margin	Distance Travelled From Winner [m]	
1	4	NOETZIE Lachlan Neindorf	12	69.0 1200-1000	0:10.67 1000-800	0:25.05	1:04.45 (0:09.00)	0:55.45 [4] (0:10.67)	0:44.78 [5] (0:10.98)	0:33.80 [5] (0:11.22)	0:22.58 [5] (0:10.84)	0:11.74 [1] (0:11.74)	1:04.45	
2	6	STEEL TSUNAMI Rochelle Milnes	1	70.5 1200-1000	0:10.44 1000-800	0:24.65	1:04.63 (0:08.90)	0:55.73 [2] (0:10.44)	0:45.29 [2] (0:11.01)	0:34.28 [2] (0:11.21)	0:23.07 [1] (0:11.23)	0:11.84 [2] (0:11.84)	1.16L	-2
3	13	MISS SLIPSTREAM Kayla Crowther	5	67.9 600-400	0:10.79 1000-800	0:25.42	1:04.74 (0:09.24)	0:55.50 [10] (0:10.79)	0:44.71 [10] (0:11.08)	0:33.63 [10] (0:11.25)	0:22.38 [11] (0:10.88)	0:11.50 [7] (0:11.50)	1.91L	-4
4	10	LADY OF SAVOY Ben Price	3	69.7 1200-1000	0:10.57 1000-800	0:24.96	1:05.01 (0:09.00)	0:56.01 [5] (0:10.57)	0:45.43 [4] (0:10.99)	0:34.44 [4] (0:11.19)	0:23.25 [3] (0:11.31)	0:11.94 [3] (0:11.94)	3.66L	-3
5	2	ALL TOO TRUE Teagan Voorham	6	68.5 1200-1000	0:10.78 1000-800	0:25.30	1:05.12 (0:09.10)	0:56.02 [8] (0:10.78)	0:45.24 [8] (0:11.00)	0:34.24 [8] (0:11.18)	0:23.06 [7] (0:11.16)	0:11.90 [6] (0:11.90)	4.32L	-3
6	5	ROYAL SCRIPTURE Dom Tourneur	7	68.5 1000-800	0:10.79 1000-800	0:25.64	1:05.17 (0:09.50)	0:55.67 [12] (0:10.79)	0:44.88 [12] (0:11.00)	0:33.88 [12] (0:11.30)	0:22.58 [12] (0:11.05)	0:11.53 [10] (0:11.53)	4.67L	-1
7	9	HOT WINGS Todd Pannell	9	68.3 1200-1000	0:10.76 1000-800	0:25.56	1:05.29 (0:09.30)	0:55.99 [11] (0:10.76)	0:45.23 [11] (0:11.12)	0:34.11 [11] (0:11.11)	0:23.00 [8] (0:11.12)	0:11.88 [9] (0:11.88)	5.42L	+1
8	14	TIDDY WIDDY Alana Livesey	4	69.3 1200-1000	0:10.55 1000-800	0:24.78	1:05.44 (0:08.92)	0:56.52 [3] (0:10.55)	0:45.97 [3] (0:11.06)	0:34.91 [3] (0:11.27)	0:23.64 [4] (0:11.30)	0:12.34 [5] (0:12.34)	6.42L	+0
9	11	AVANZO Manoel Nunes	11	71.8 1200-1000	0:10.26 1000-800	0:24.42	1:05.60 (0:08.85)	0:56.75 [1] (0:10.26)	0:46.49 [1] (0:11.13)	0:35.36 [1] (0:11.34)	0:24.02 [2] (0:11.51)	0:12.51 [4] (0:12.51)	7.42L	-3
10	8	GOLDE 'N' FIRE Jacob Opperman	2	69.6 1200-1000	0:10.52 1000-800	0:25.11	1:05.77 (0:09.18)	0:56.59 [9] (0:10.52)	0:46.07 [6] (0:11.07)	0:35.00 [6] (0:11.17)	0:23.83 [6] (0:11.37)	0:12.46 [8] (0:12.46)	8.51L	-5

Scratched: Wicked Wish (#1), Hamner Springs (#3), Empire Grace (#12), Round Two (#15)

Report Created: Sat 11 January 2025 14:27:49 GMT+11 (Note: Timing is based on positional data)

- [] Position in running at each section and finish
- #: Saddle cloth number
- :--:-- No data available at this section
- DNF Did not finish
- NA No data available
- DNT Did not track
- █ Background shading for fastest section



RACINGSA

Thomas Farms RC Murray Bridge SA
Race 3: Thomas Farms Maiden Plate - 1100m
11 January 2025 - 1:43PM



Murray Bridge
Racing Club

Track Rating: Good 4, Weather: Fine, Rail Position: +4m 1200m Chute, +7m Remainder

Section Field Times							Overall	L1000	L800	L600	L400	L200		
							1:04.45 (0:08.85)	0:55.60 (0:10.26)	0:45.33 (0:11.13)	0:34.21 (0:11.32)	0:22.89 (0:11.15)	0:11.74 (0:11.74)	Margin	Distance Travelled From Winner [m]
Position	#	Horse/Jockey	Barrier	Top Speed [km/h]	Fastest Section	First 400m								
11	7	THE STREAKER	10	68.1	0:10.78	0:25.23	1:06.02	0:56.94 [7]	0:46.16 [7]	0:35.15 [7]	0:23.70 [10]	0:12.24 [12]	10.14L	+0
		Sairyn Fawke		1200-1000	1000-800		(0:09.08)	(0:10.78)	(0:11.01)	(0:11.45)	(0:11.46)	(0:12.24)		
12	16	ALIBIS	8	67.9	0:10.86	0:25.37	1:06.18	0:57.15 [6]	0:46.29 [9]	0:35.09 [9]	0:23.87 [9]	0:12.52 [11]	11.18L	+2
		Jason Holder		1200-1000	1000-800		(0:09.03)	(0:10.86)	(0:11.20)	(0:11.22)	(0:11.35)	(0:12.52)		

Scratched: Wicked Wish (#1), Hamner Springs (#3), Empire Grace (#12), Round Two (#15)

- [] Position in running at each section and finish
- #: Saddle cloth number
- :--- No data available at this section
- DNF Did not finish
- NA No data available
- DNT Did not track
- █ Background shading for fastest section

Horse/Jockey Name	NOETZIE/Lachlan Neindorf
Finish Rank	1
Fastest Section Time (Section)	0:10.67 (L1000)
Top Speed [km/h] (Section)	69.0 (Overall)
Race State	Finished



Thomas Farms RC Murray Bridge SA - Professional

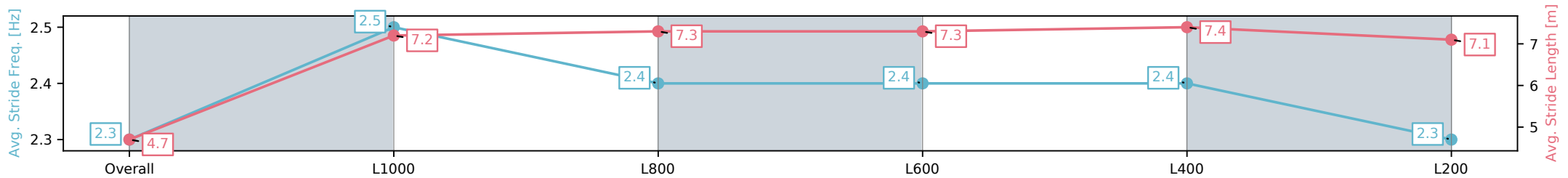
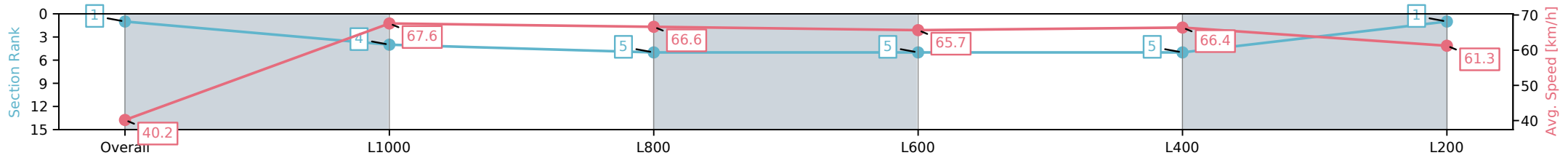
Race 3: Thomas Farms Maiden Plate - 1100m

11 January 2025 - 1:43PM

Track Rating: Good 4, Weather: Fine, Rail Position: +4m 1200m Chute, +7m Remainder



Section	Overall	L1000	L800	L600	L400	L200
Section Times	1:04.45 [1] (0:09.00)	0:55.45 [4] (0:10.67)	0:44.78 [5] (0:10.98)	0:33.80 [5] (0:11.22)	0:22.58 [5] (0:10.84)	0:11.74 [1] (0:11.74)
Average Speed [km/h]	40.2	67.6	66.6	65.7	66.4	61.3
Top Speed [km/h]	65.5	69.0	68.1	68.4	68.7	63.8
Avg. Dist. to Rail [m]	12.9	3.5	4.7	5.9	9.5	9.8
Avg. Stride Freq. [Hz]	2.3	2.5	2.4	2.4	2.4	2.3
Avg. Stride Length [m]	4.7	7.2	7.3	7.3	7.4	7.1



- [] Ranking at each section and finish
- :-:- No data available at this section
- NA No data available

Horse/Jockey Name	STEEL TSUNAMI/Rochelle Milnes
Finish Rank	2
Fastest Section Time (Section)	0:10.44 (L1000)
Top Speed [km/h] (Section)	70.5 (Overall)
Race State	Finished



Thomas Farms RC Murray Bridge SA - Professional

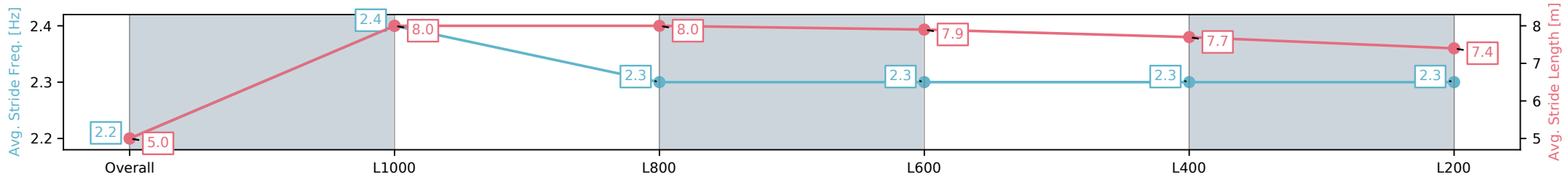
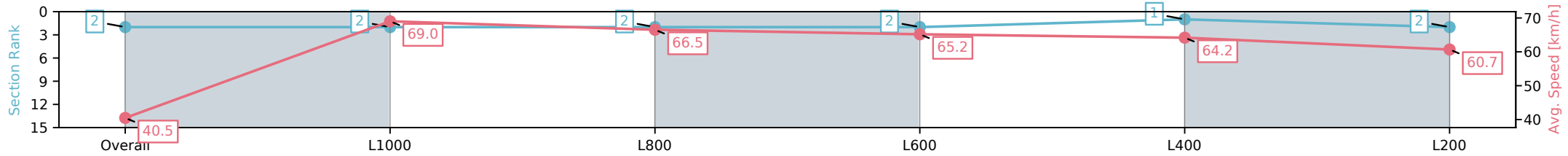
Race 3: Thomas Farms Maiden Plate - 1100m

11 January 2025 - 1:43PM

Track Rating: Good 4, Weather: Fine, Rail Position: +4m 1200m Chute, +7m Remainder



Section	Overall	L1000	L800	L600	L400	L200
Section Times	1:04.63 [2] (0:08.90)	0:55.73 [2] (0:10.44)	0:45.29 [2] (0:11.01)	0:34.28 [2] (0:11.21)	0:23.07 [1] (0:11.23)	0:11.84 [2] (0:11.84)
Average Speed [km/h]	40.5	69.0	66.5	65.2	64.2	60.7
Top Speed [km/h]	65.9	70.5	69.1	67.2	67.2	62.6
Avg. Dist. to Rail [m]	4.6	0.7	4.1	4.2	5.5	5.6
Avg. Stride Freq. [Hz]	2.2	2.4	2.3	2.3	2.3	2.3
Avg. Stride Length [m]	5.0	8.0	8.0	7.9	7.7	7.4



- [] Ranking at each section and finish
- :-:- No data available at this section
- NA No data available

Horse/Jockey Name	MISS SLIPSTREAM/Kayla Crowther
Finish Rank	3
Fastest Section Time (Section)	0:10.79 (L1000)
Top Speed [km/h] (Section)	67.9 (L600)
Race State	Finished



Thomas Farms RC Murray Bridge SA - Professional

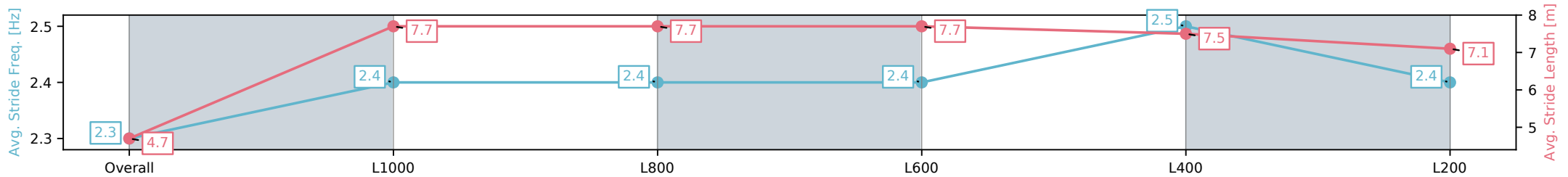
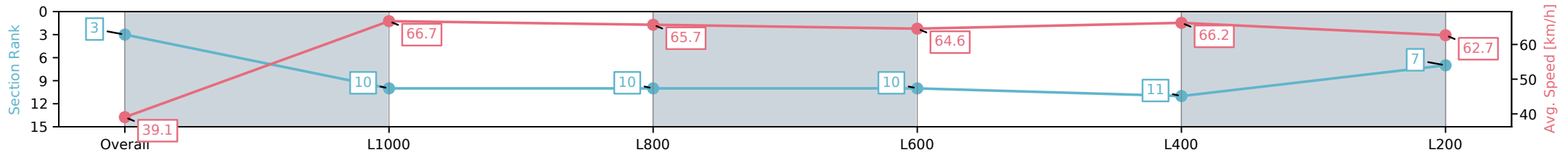
Race 3: Thomas Farms Maiden Plate - 1100m

11 January 2025 - 1:43PM

Track Rating: Good 4, Weather: Fine, Rail Position: +4m 1200m Chute, +7m Remainder



Section	Overall	L1000	L800	L600	L400	L200
Section Times	1:04.74 [3] (0:09.24)	0:55.50 [10] (0:10.79)	0:44.71 [10] (0:11.08)	0:33.63 [10] (0:11.25)	0:22.38 [11] (0:10.88)	0:11.50 [7] (0:11.50)
Average Speed [km/h]	39.1	66.7	65.7	64.6	66.2	62.7
Top Speed [km/h]	64.1	67.9	67.0	67.3	67.9	64.2
Avg. Dist. to Rail [m]	6.6	0.4	2.8	2.4	4.6	4.0
Avg. Stride Freq. [Hz]	2.3	2.4	2.4	2.4	2.5	2.4
Avg. Stride Length [m]	4.7	7.7	7.7	7.7	7.5	7.1



- [] Ranking at each section and finish
- :-:- No data available at this section
- NA No data available

Horse/Jockey Name	LADY OF SAVOY/Ben Price
Finish Rank	4
Fastest Section Time (Section)	0:10.57 (L1000)
Top Speed [km/h] (Section)	69.7 (Overall)
Race State	Finished



Thomas Farms RC Murray Bridge SA - Professional

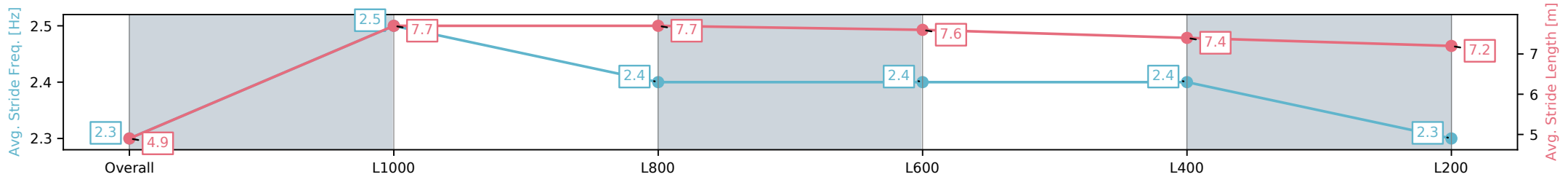
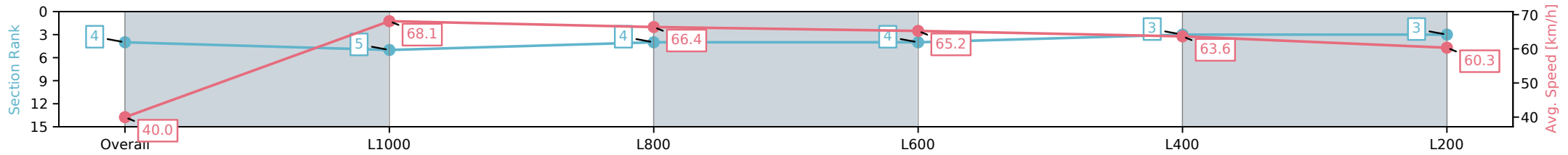
Race 3: Thomas Farms Maiden Plate - 1100m

11 January 2025 - 1:43PM

Track Rating: Good 4, Weather: Fine, Rail Position: +4m 1200m Chute, +7m Remainder



Section	Overall	L1000	L800	L600	L400	L200
Section Times	1:05.01 [4] (0:09.00)	0:56.01 [5] (0:10.57)	0:45.43 [4] (0:10.99)	0:34.44 [4] (0:11.19)	0:23.25 [3] (0:11.31)	0:11.94 [3] (0:11.94)
Average Speed [km/h]	40.0	68.1	66.4	65.2	63.6	60.3
Top Speed [km/h]	65.3	69.7	69.2	66.9	65.3	62.3
Avg. Dist. to Rail [m]	5.1	0.5	4.1	3.2	4.8	5.7
Avg. Stride Freq. [Hz]	2.3	2.5	2.4	2.4	2.4	2.3
Avg. Stride Length [m]	4.9	7.7	7.7	7.6	7.4	7.2



- [] Ranking at each section and finish
- :-:- No data available at this section
- NA No data available

Horse/Jockey Name	ALL TOO TRUE/Teagan Voorham
Finish Rank	5
Fastest Section Time (Section)	0:10.78 (L1000)
Top Speed [km/h] (Section)	68.5 (Overall)
Race State	Finished



Thomas Farms RC Murray Bridge SA - Professional

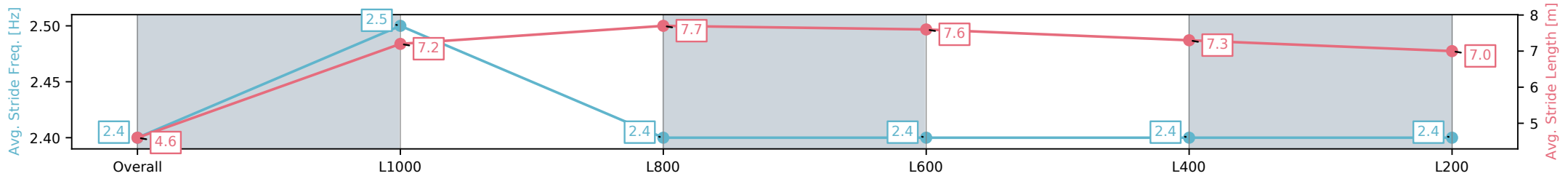
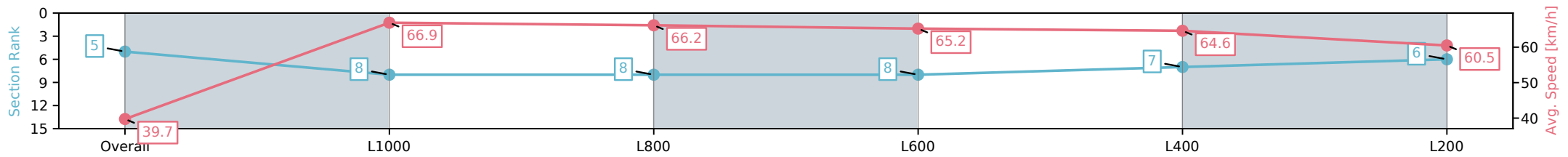
Race 3: Thomas Farms Maiden Plate - 1100m

11 January 2025 - 1:43PM

Track Rating: Good 4, Weather: Fine, Rail Position: +4m 1200m Chute, +7m Remainder



Section	Overall	L1000	L800	L600	L400	L200
Section Times	1:05.12 [5] (0:09.10)	0:56.02 [8] (0:10.78)	0:45.24 [8] (0:11.00)	0:34.24 [8] (0:11.18)	0:23.06 [7] (0:11.16)	0:11.90 [6] (0:11.90)
Average Speed [km/h]	39.7	66.9	66.2	65.2	64.6	60.5
Top Speed [km/h]	63.7	68.5	68.4	66.9	66.8	63.3
Avg. Dist. to Rail [m]	7.8	2.2	4.1	3.2	7.4	8.2
Avg. Stride Freq. [Hz]	2.4	2.5	2.4	2.4	2.4	2.4
Avg. Stride Length [m]	4.6	7.2	7.7	7.6	7.3	7.0



- [] Ranking at each section and finish
- :-:- No data available at this section
- NA No data available

Horse/Jockey Name	ROYAL SCRIPTURE/Dom Tourneur
Finish Rank	6
Fastest Section Time (Section)	0:10.79 (L1000)
Top Speed [km/h] (Section)	68.5 (L1000)
Race State	Finished



Thomas Farms RC Murray Bridge SA - Professional

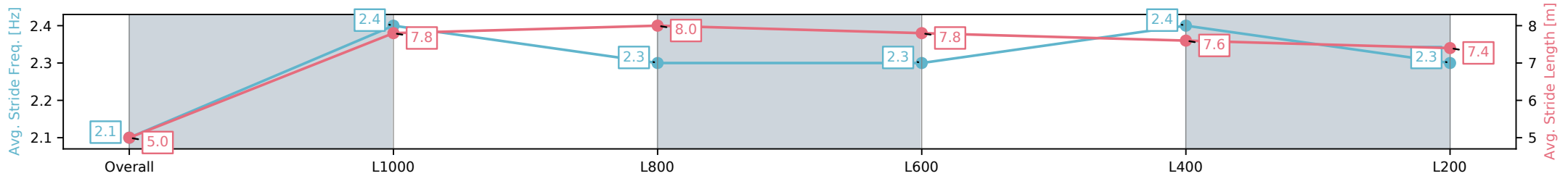
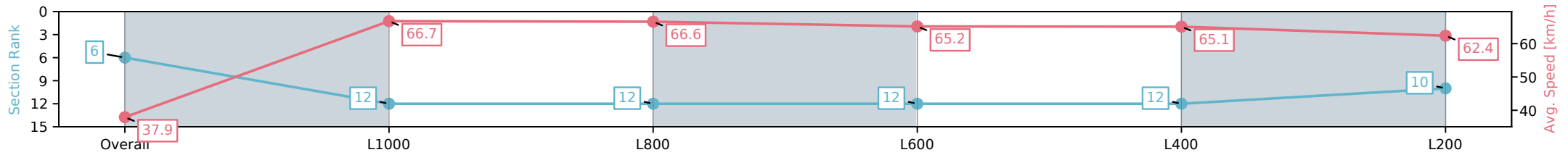
Race 3: Thomas Farms Maiden Plate - 1100m

11 January 2025 - 1:43PM

Track Rating: Good 4, Weather: Fine, Rail Position: +4m 1200m Chute, +7m Remainder



Section	Overall	L1000	L800	L600	L400	L200
Section Times	1:05.17 [6] (0:09.50)	0:55.67 [12] (0:10.79)	0:44.88 [12] (0:11.00)	0:33.88 [12] (0:11.30)	0:22.58 [12] (0:11.05)	0:11.53 [10] (0:11.53)
Average Speed [km/h]	37.9	66.7	66.6	65.2	65.1	62.4
Top Speed [km/h]	63.4	68.3	68.5	67.5	67.8	64.3
Avg. Dist. to Rail [m]	7.8	1.4	4.3	6.1	11.1	11.1
Avg. Stride Freq. [Hz]	2.1	2.4	2.3	2.3	2.4	2.3
Avg. Stride Length [m]	5.0	7.8	8.0	7.8	7.6	7.4



- [] Ranking at each section and finish
- :-:- No data available at this section
- NA No data available

Horse/Jockey Name	HOT WINGS/Todd Pannell
Finish Rank	7
Fastest Section Time (Section)	0:10.76 (L1000)
Top Speed [km/h] (Section)	68.3 (Overall)
Race State	Finished



Thomas Farms RC Murray Bridge SA - Professional

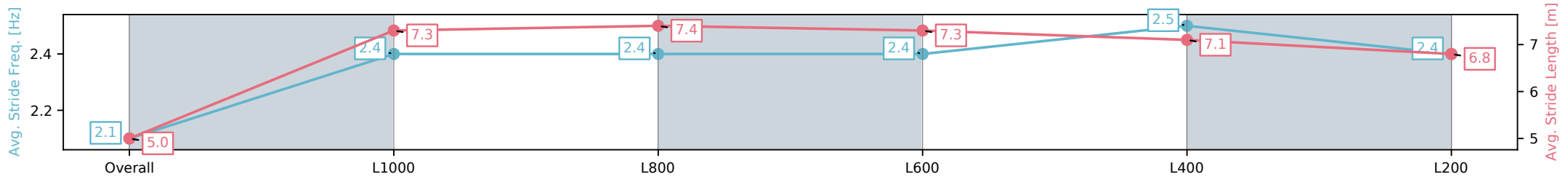
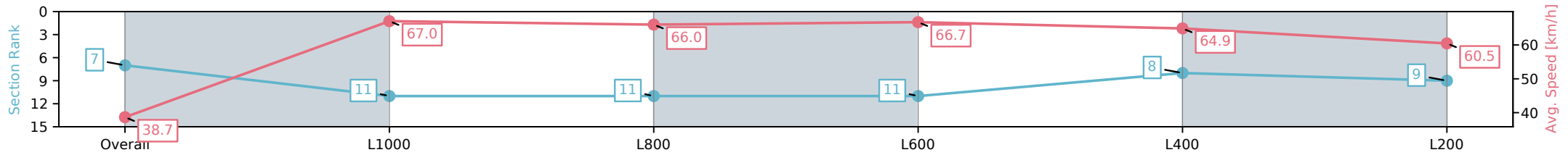
Race 3: Thomas Farms Maiden Plate - 1100m

11 January 2025 - 1:43PM

Track Rating: Good 4, Weather: Fine, Rail Position: +4m 1200m
Chute, +7m Remainder



Section	Overall	L1000	L800	L600	L400	L200
Section Times	1:05.29 [7] (0:09.30)	0:55.99 [11] (0:10.76)	0:45.23 [11] (0:11.12)	0:34.11 [11] (0:11.11)	0:23.00 [8] (0:11.12)	0:11.88 [9] (0:11.88)
Average Speed [km/h]	38.7	67.0	66.0	66.7	64.9	60.5
Top Speed [km/h]	63.5	68.3	66.8	67.1	67.0	62.3
Avg. Dist. to Rail [m]	9.9	3.6	6.0	7.3	11.8	13.0
Avg. Stride Freq. [Hz]	2.1	2.4	2.4	2.4	2.5	2.4
Avg. Stride Length [m]	5.0	7.3	7.4	7.3	7.1	6.8



- [] Ranking at each section and finish
- :-:- No data available at this section
- NA No data available

Horse/Jockey Name	TIDDY WIDDY/Alana Livesey
Finish Rank	8
Fastest Section Time (Section)	0:10.55 (L1000)
Top Speed [km/h] (Section)	69.3 (Overall)
Race State	Finished



Thomas Farms RC Murray Bridge SA - Professional

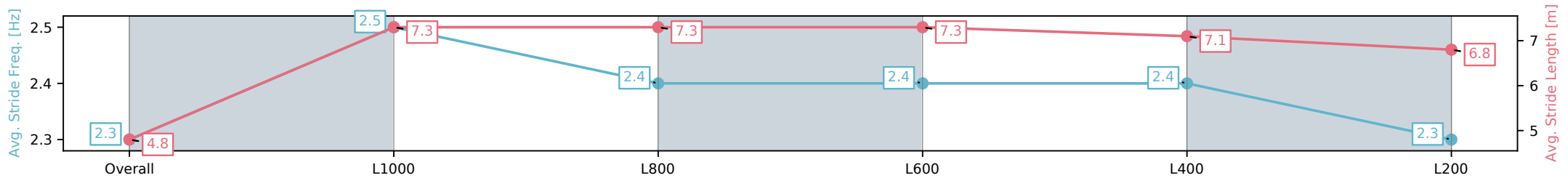
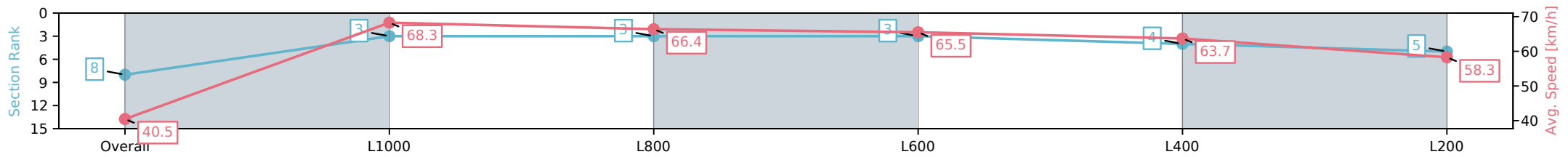
Race 3: Thomas Farms Maiden Plate - 1100m

11 January 2025 - 1:43PM

Track Rating: Good 4, Weather: Fine, Rail Position: +4m 1200m Chute, +7m Remainder



Section	Overall	L1000	L800	L600	L400	L200
Section Times	1:05.44 [8] (0:08.92)	0:56.52 [3] (0:10.55)	0:45.97 [3] (0:11.06)	0:34.91 [3] (0:11.27)	0:23.64 [4] (0:11.30)	0:12.34 [5] (0:12.34)
Average Speed [km/h]	40.5	68.3	66.4	65.5	63.7	58.3
Top Speed [km/h]	66.6	69.3	68.4	66.4	65.7	61.3
Avg. Dist. to Rail [m]	6.0	1.6	5.3	6.2	9.2	10.4
Avg. Stride Freq. [Hz]	2.3	2.5	2.4	2.4	2.4	2.3
Avg. Stride Length [m]	4.8	7.3	7.3	7.3	7.1	6.8



- [] Ranking at each section and finish
- :-:- No data available at this section
- NA No data available

Horse/Jockey Name	AVANZO/Manoel Nunes
Finish Rank	9
Fastest Section Time (Section)	0:10.26 (L1000)
Top Speed [km/h] (Section)	71.8 (Overall)
Race State	Finished



Thomas Farms RC Murray Bridge SA - Professional

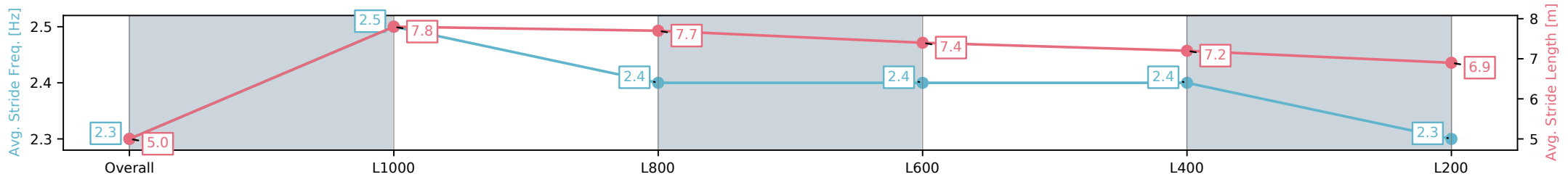
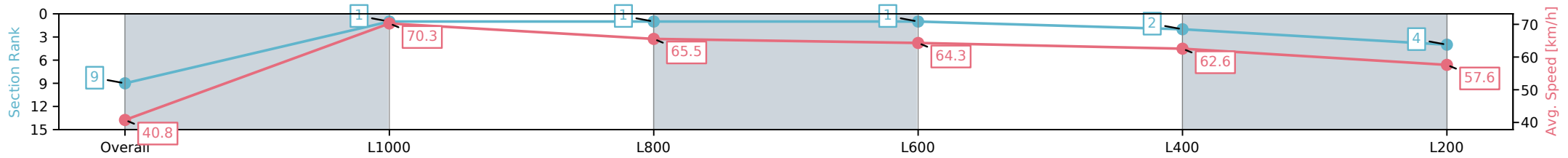
Race 3: Thomas Farms Maiden Plate - 1100m

11 January 2025 - 1:43PM

Track Rating: Good 4, Weather: Fine, Rail Position: +4m 1200m Chute, +7m Remainder



Section	Overall	L1000	L800	L600	L400	L200
Section Times	1:05.60 [9] (0:08.85)	0:56.75 [1] (0:10.26)	0:46.49 [1] (0:11.13)	0:35.36 [1] (0:11.34)	0:24.02 [2] (0:11.51)	0:12.51 [4] (0:12.51)
Average Speed [km/h]	40.8	70.3	65.5	64.3	62.6	57.6
Top Speed [km/h]	67.2	71.8	70.0	66.2	65.5	59.8
Avg. Dist. to Rail [m]	11.9	3.7	3.8	3.3	5.1	3.9
Avg. Stride Freq. [Hz]	2.3	2.5	2.4	2.4	2.4	2.3
Avg. Stride Length [m]	5.0	7.8	7.7	7.4	7.2	6.9



- [] Ranking at each section and finish
- :-:- No data available at this section
- NA No data available

Horse/Jockey Name	GOLDE 'N' FIRE/Jacob Opperman
Finish Rank	10
Fastest Section Time (Section)	0:10.52 (L1000)
Top Speed [km/h] (Section)	69.6 (Overall)
Race State	Finished



Thomas Farms RC Murray Bridge SA - Professional

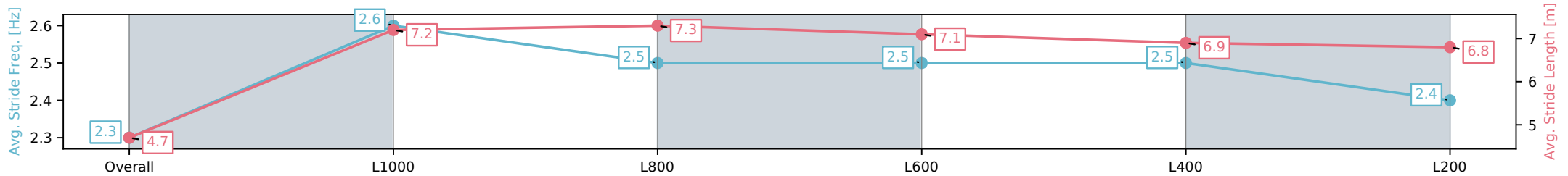
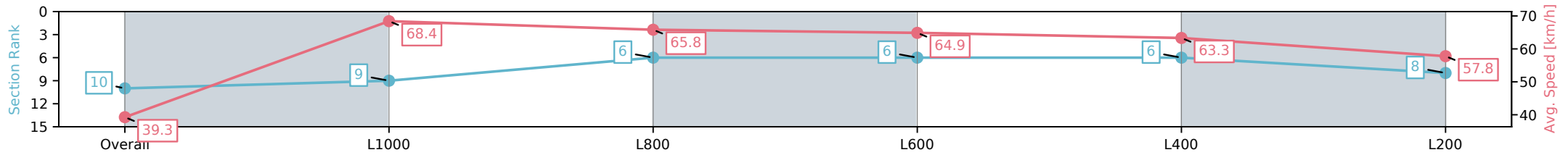
Race 3: Thomas Farms Maiden Plate - 1100m

11 January 2025 - 1:43PM

Track Rating: Good 4, Weather: Fine, Rail Position: +4m 1200m Chute, +7m Remainder



Section	Overall	L1000	L800	L600	L400	L200
Section Times	1:05.77 [10] (0:09.18)	0:56.59 [9] (0:10.52)	0:46.07 [6] (0:11.07)	0:35.00 [6] (0:11.17)	0:23.83 [6] (0:11.37)	0:12.46 [8] (0:12.46)
Average Speed [km/h]	39.3	68.4	65.8	64.9	63.3	57.8
Top Speed [km/h]	64.8	69.6	68.7	65.8	66.2	60.9
Avg. Dist. to Rail [m]	4.6	0.8	3.4	1.7	3.3	6.1
Avg. Stride Freq. [Hz]	2.3	2.6	2.5	2.5	2.5	2.4
Avg. Stride Length [m]	4.7	7.2	7.3	7.1	6.9	6.8



- [] Ranking at each section and finish
- :-:- No data available at this section
- NA No data available

Horse/Jockey Name	THE STREAKER/Sairyn Fawke
Finish Rank	11
Fastest Section Time (Section)	0:10.78 (L1000)
Top Speed [km/h] (Section)	68.1 (Overall)
Race State	Finished



Thomas Farms RC Murray Bridge SA - Professional

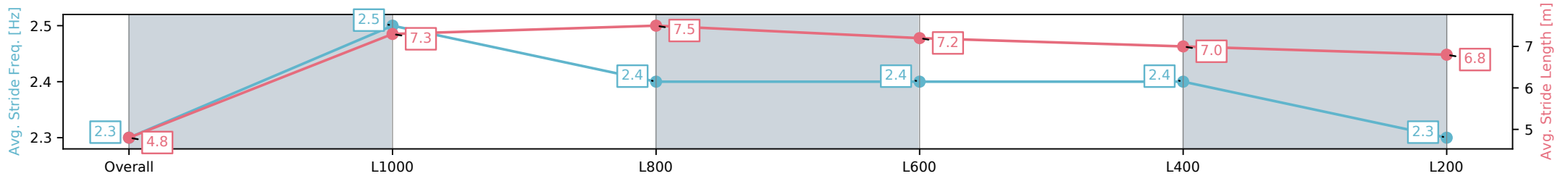
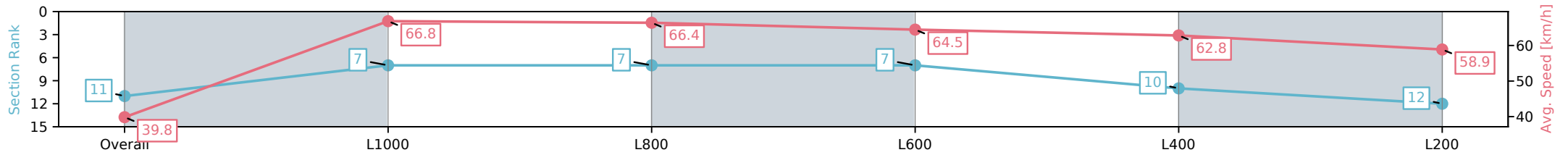
Race 3: Thomas Farms Maiden Plate - 1100m

11 January 2025 - 1:43PM

Track Rating: Good 4, Weather: Fine, Rail Position: +4m 1200m Chute, +7m Remainder



Section	Overall	L1000	L800	L600	L400	L200
Section Times	1:06.02 [11] (0:09.08)	0:56.94 [7] (0:10.78)	0:46.16 [7] (0:11.01)	0:35.15 [7] (0:11.45)	0:23.70 [10] (0:11.46)	0:12.24 [12] (0:12.24)
Average Speed [km/h]	39.8	66.8	66.4	64.5	62.8	58.9
Top Speed [km/h]	63.7	68.1	67.7	65.8	65.8	60.9
Avg. Dist. to Rail [m]	10.4	2.5	4.6	6.1	10.6	10.8
Avg. Stride Freq. [Hz]	2.3	2.5	2.4	2.4	2.4	2.3
Avg. Stride Length [m]	4.8	7.3	7.5	7.2	7.0	6.8



- [] Ranking at each section and finish
- :-:- No data available at this section
- NA No data available

Horse/Jockey Name	ALIBIS/Jason Holder
Finish Rank	12
Fastest Section Time (Section)	0:10.86 (L1000)
Top Speed [km/h] (Section)	67.9 (Overall)
Race State	Finished



Thomas Farms RC Murray Bridge SA - Professional

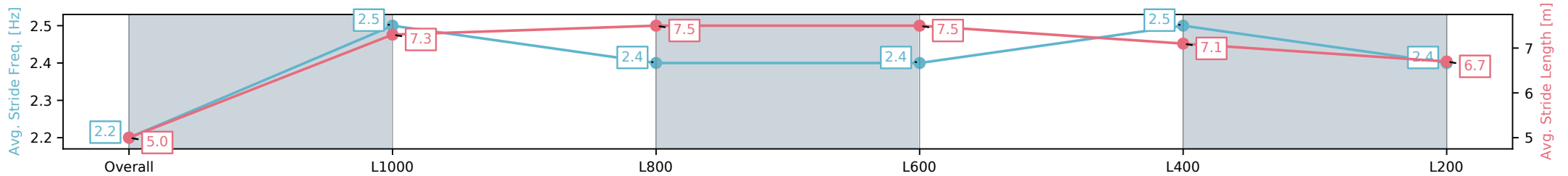
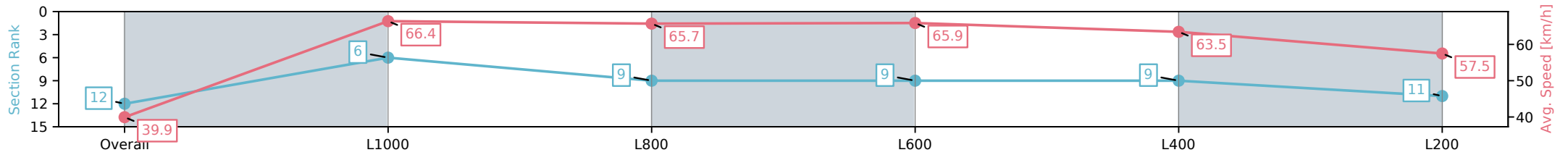
Race 3: Thomas Farms Maiden Plate - 1100m

11 January 2025 - 1:43PM

Track Rating: Good 4, Weather: Fine, Rail Position: +4m 1200m Chute, +7m Remainder



Section	Overall	L1000	L800	L600	L400	L200
Section Times	1:06.18 [12] (0:09.03)	0:57.15 [6] (0:10.86)	0:46.29 [9] (0:11.20)	0:35.09 [9] (0:11.22)	0:23.87 [9] (0:11.35)	0:12.52 [11] (0:12.52)
Average Speed [km/h]	39.9	66.4	65.7	65.9	63.5	57.5
Top Speed [km/h]	63.7	67.9	67.4	67.1	66.3	60.8
Avg. Dist. to Rail [m]	8.2	3.5	7.1	6.2	9.7	8.9
Avg. Stride Freq. [Hz]	2.2	2.5	2.4	2.4	2.5	2.4
Avg. Stride Length [m]	5.0	7.3	7.5	7.5	7.1	6.7



- [] Ranking at each section and finish
- :-:- No data available at this section
- NA No data available