



RACINGSA

Thomas Farms RC Murray Bridge SA  
Race 2: Fred Vella Tyre & Crash Repair Handicap - 1100m  
11 January 2025 - 1:06PM



Murray Bridge  
Racing Club

Track Rating: Good 4, Weather: Fine, Rail Position: +4m 1200m Chute, +7m Remainder

Section								Overall	L1000	L800	L600	L400	L200		
Field Times								1:04.07 (0:09.04)	0:55.03 (0:11.18)	0:43.85 (0:11.23)	0:32.62 (0:10.84)	0:21.78 (0:10.76)	0:11.02 (0:11.02)		
Position	#	Horse/Jockey	Barrier	Top Speed [km/h]	Fastest Section	First 400m							Margin	Distance Travelled From Winner [m]	
1	5	<b>PRAIRIE FLOWER</b> Kayla Crowther	1	71.8 600-400	0:10.26 400-200	0:26.33	1:04.07 (0:09.33)	0:54.74 [5] (0:11.36)	0:43.38 [5] (0:11.31)	0:32.07 [5] (0:10.78)	0:21.29 [5] (0:10.26)	0:11.03 [1] (0:11.03)	1:04.07		
2	3	<b>PICARGO</b> Alana Livesey	5	69.5 800-600	0:10.80 400-200	0:25.69	1:04.53 (0:09.04)	0:55.49 [1] (0:11.18)	0:44.31 [1] (0:11.23)	0:33.08 [1] (0:10.83)	0:22.25 [1] (0:10.80)	0:11.45 [2] (0:11.45)	2.99L	+3	
3	1	<b>CELSIUS STAR</b> Lachlan Neindorf	2	69.7 600-400	0:10.56 400-200	0:26.01	1:04.60 (0:09.14)	0:55.46 [2] (0:11.45)	0:44.01 [4] (0:11.25)	0:32.76 [4] (0:10.84)	0:21.92 [3] (0:10.56)	0:11.36 [4] (0:11.36)	3.44L	+0	
4	2	<b>JACKS ON ICE</b> Jake Toeroek	4	69.4 600-400	0:10.63 400-200	0:25.79	1:04.71 (0:09.21)	0:55.50 [4] (0:11.13)	0:44.37 [2] (0:11.28)	0:33.09 [2] (0:10.89)	0:22.20 [2] (0:10.63)	0:11.57 [3] (0:11.56)	4.17L	-1	
5	7	<b>STARLITE VALLEY</b> Sairyn Fawke	6	69.3 800-600	0:10.66 400-200	0:26.06	1:04.72 (0:09.17)	0:55.55 [3] (0:11.42)	0:44.13 [3] (0:11.25)	0:32.88 [3] (0:10.86)	0:22.02 [4] (0:10.66)	0:11.36 [5] (0:11.36)	4.27L	+1	
6	6	<b>DIVINE GLORY</b> Ben Price	3	70.4 800-600	0:10.68 400-200	0:26.30	1:05.09 (0:09.56)	0:55.53 [6] (0:11.24)	0:44.29 [6] (0:11.27)	0:33.02 [6] (0:10.82)	0:22.20 [6] (0:10.68)	0:11.52 [6] (0:11.52)	6.66L	+1	

Scratched: Lingani (#4)

- [ ] Position in running at each section and finish
- #: Saddle cloth number
- :--:-- No data available at this section
- DNF Did not finish
- NA No data available
- DNT Did not track
- █ Background shading for fastest section

Horse/Jockey Name	PRAIRIE FLOWER/Kayla Crowther
Finish Rank	1
Fastest Section Time (Section)	0:10.26 (L400)
Top Speed [km/h] (Section)	71.8 (L600)
Race State	Finished



Thomas Farms RC Murray Bridge SA - Professional

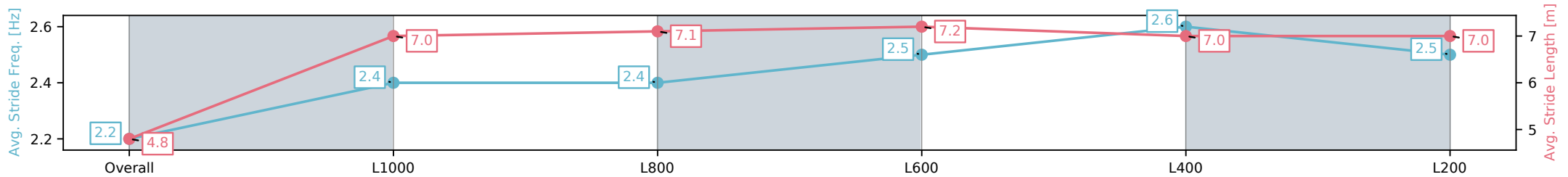
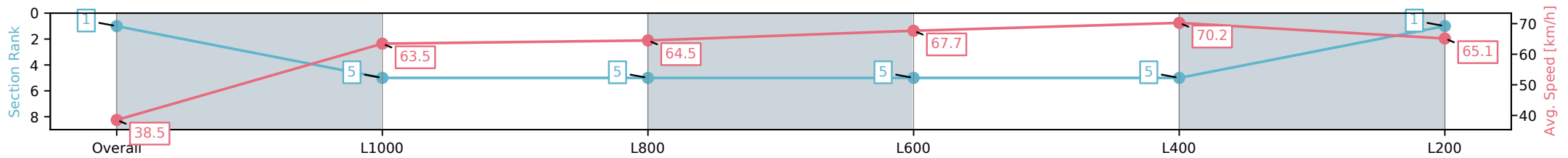
Race 2: Fred Vella Tyre & Crash Repair Handicap - 1100m

11 January 2025 - 1:06PM

Track Rating: Good 4, Weather: Fine, Rail Position: +4m 1200m Chute, +7m Remainder



Section	Overall	L1000	L800	L600	L400	L200
Section Times	1:04.07 [1] (0:09.33)	0:54.74 [5] (0:11.36)	0:43.38 [5] (0:11.31)	0:32.07 [5] (0:10.78)	0:21.29 [5] (0:10.26)	0:11.03 [1] (0:11.03)
Average Speed [km/h]	38.5	63.5	64.5	67.7	70.2	65.1
Top Speed [km/h]	61.8	65.1	65.2	71.3	71.8	68.6
Avg. Dist. to Rail [m]	4.4	0.3	3.3	3.6	6.4	7.9
Avg. Stride Freq. [Hz]	2.2	2.4	2.4	2.5	2.6	2.5
Avg. Stride Length [m]	4.8	7.0	7.1	7.2	7.0	7.0



- [ ] Ranking at each section and finish
- :-:- No data available at this section
- NA No data available

Horse/Jockey Name	PICARGO/Alana Livesey
Finish Rank	2
Fastest Section Time (Section)	0:10.80 (L400)
Top Speed [km/h] (Section)	69.5 (L800)
Race State	Finished



Thomas Farms RC Murray Bridge SA - Professional

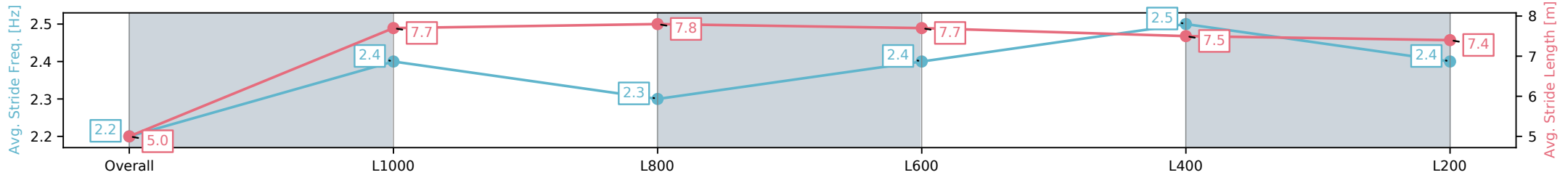
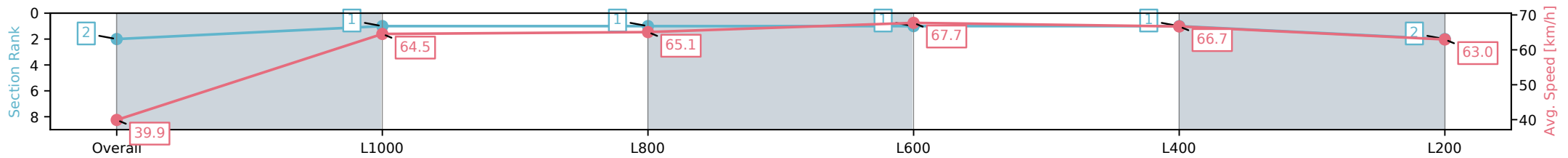
Race 2: Fred Vella Tyre & Crash Repair Handicap - 1100m

11 January 2025 - 1:06PM

Track Rating: Good 4, Weather: Fine, Rail Position: +4m 1200m Chute, +7m Remainder



Section	Overall	L1000	L800	L600	L400	L200
Section Times	1:04.53 [2] (0:09.04)	0:55.49 [1] (0:11.18)	0:44.31 [1] (0:11.23)	0:33.08 [1] (0:10.83)	0:22.25 [1] (0:10.80)	0:11.45 [2] (0:11.45)
Average Speed [km/h]	39.9	64.5	65.1	67.7	66.7	63.0
Top Speed [km/h]	62.9	66.1	67.2	69.5	69.2	65.6
Avg. Dist. to Rail [m]	6.9	1.5	4.7	4.6	6.0	6.4
Avg. Stride Freq. [Hz]	2.2	2.4	2.3	2.4	2.5	2.4
Avg. Stride Length [m]	5.0	7.7	7.8	7.7	7.5	7.4



- [ ] Ranking at each section and finish
- :-:- No data available at this section
- NA No data available

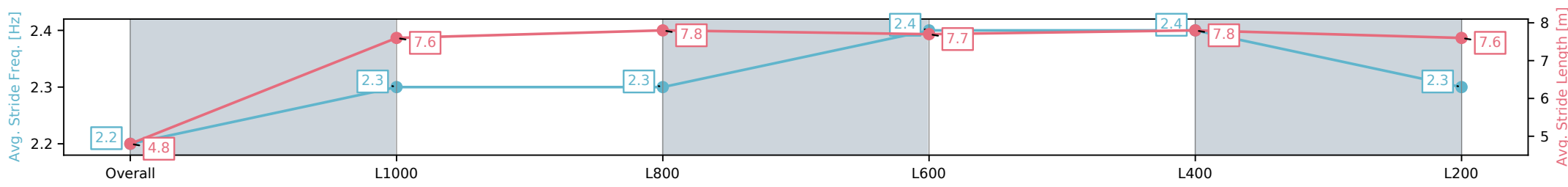
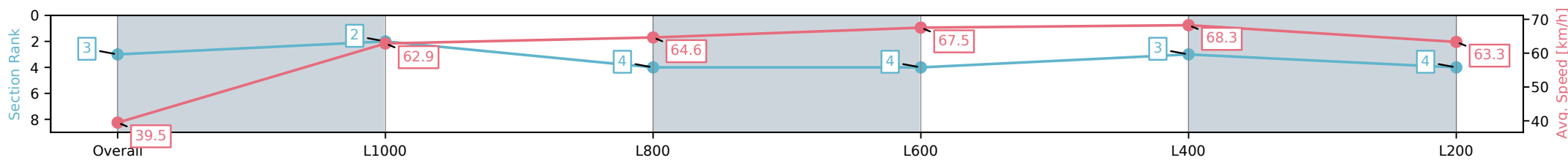
Horse/Jockey Name	CELSIUS STAR/Lachlan Neindorf
Finish Rank	3
Fastest Section Time (Section)	0:10.56 (L400)
Top Speed [km/h] (Section)	69.7 (L600)
Race State	Finished



Thomas Farms RC Murray Bridge SA - Professional  
 Race 2: Fred Vella Tyre & Crash Repair Handicap - 1100m  
 11 January 2025 - 1:06PM  
 Track Rating: Good 4, Weather: Fine, Rail Position: +4m 1200m  
 Chute, +7m Remainder



Section	Overall	L1000	L800	L600	L400	L200
Section Times	1:04.60 [3] (0:09.14)	0:55.46 [2] (0:11.45)	0:44.01 [4] (0:11.25)	0:32.76 [4] (0:10.84)	0:21.92 [3] (0:10.56)	0:11.36 [4] (0:11.36)
Average Speed [km/h]	39.5	62.9	64.6	67.5	68.3	63.3
Top Speed [km/h]	60.6	65.1	65.9	69.1	69.7	66.4
Avg. Dist. to Rail [m]	4.4	1.6	2.8	4.3	7.3	9.4
Avg. Stride Freq. [Hz]	2.2	2.3	2.3	2.4	2.4	2.3
Avg. Stride Length [m]	4.8	7.6	7.8	7.7	7.8	7.6



Report Created: Sat 11 January 2025 13:53:48 GMT+11 (Note: Timing is based on positional data)

[ ] Ranking at each section and finish  
 -:-:- No data available at this section  
 NA No data available

Horse/Jockey Name	JACKS ON ICE/Jake Toeroek
Finish Rank	4
Fastest Section Time (Section)	0:10.63 (L400)
Top Speed [km/h] (Section)	69.4 (L600)
Race State	Finished



Thomas Farms RC Murray Bridge SA - Professional

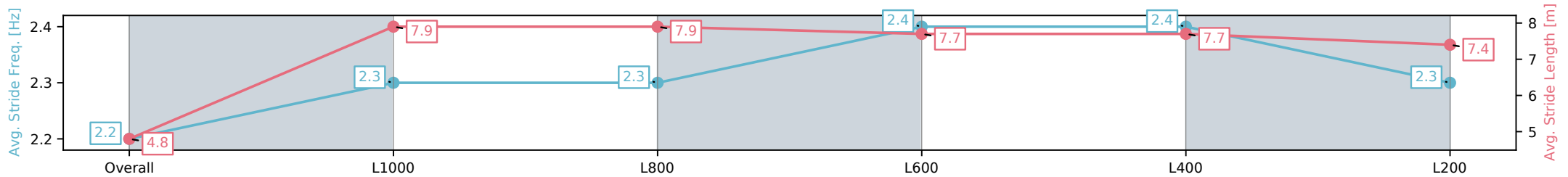
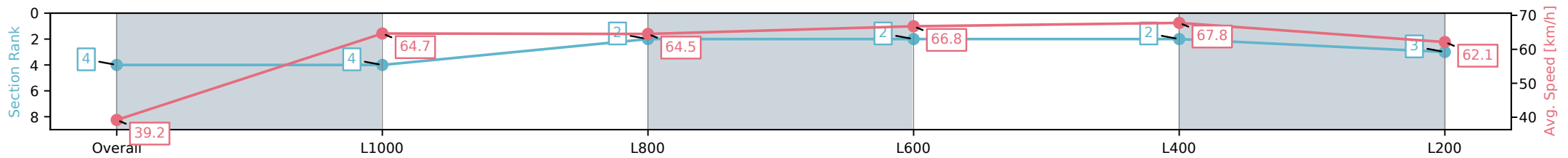
Race 2: Fred Vella Tyre & Crash Repair Handicap - 1100m

11 January 2025 - 1:06PM

Track Rating: Good 4, Weather: Fine, Rail Position: +4m 1200m Chute, +7m Remainder



Section	Overall	L1000	L800	L600	L400	L200
Section Times	1:04.71 [4] (0:09.21)	0:55.50 [4] (0:11.13)	0:44.37 [2] (0:11.28)	0:33.09 [2] (0:10.89)	0:22.20 [2] (0:10.63)	0:11.57 [3] (0:11.56)
Average Speed [km/h]	39.2	64.7	64.5	66.8	67.8	62.1
Top Speed [km/h]	63.1	65.6	65.7	69.3	69.4	65.6
Avg. Dist. to Rail [m]	5.6	1.1	2.6	2.5	3.8	3.9
Avg. Stride Freq. [Hz]	2.2	2.3	2.3	2.4	2.4	2.3
Avg. Stride Length [m]	4.8	7.9	7.9	7.7	7.7	7.4



- [ ] Ranking at each section and finish
- :-:- No data available at this section
- NA No data available

Horse/Jockey Name	STARLITE VALLEY/Sairyn Fawke
Finish Rank	5
Fastest Section Time (Section)	0:10.66 (L400)
Top Speed [km/h] (Section)	69.3 (L800)
Race State	Finished



Thomas Farms RC Murray Bridge SA - Professional

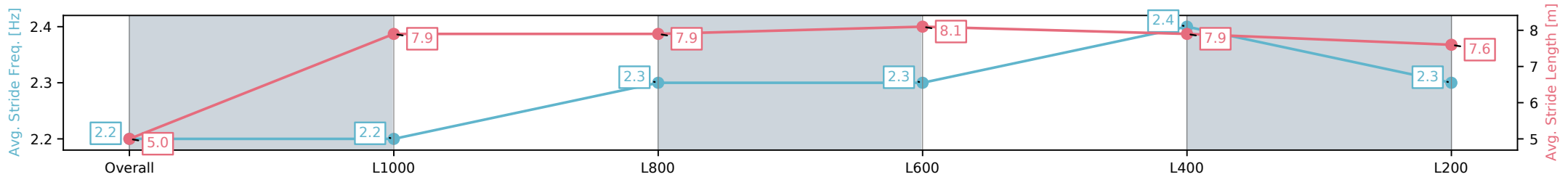
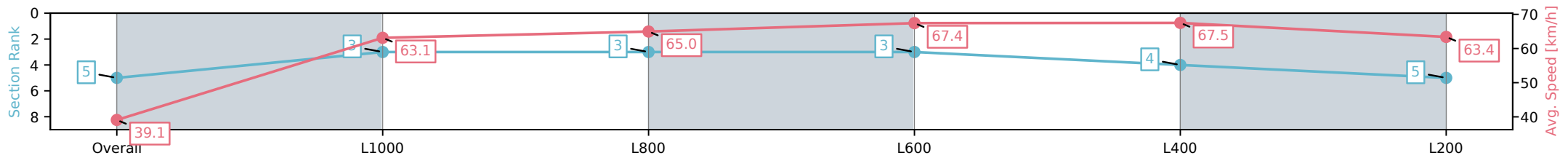
Race 2: Fred Vella Tyre & Crash Repair Handicap - 1100m

11 January 2025 - 1:06PM

Track Rating: Good 4, Weather: Fine, Rail Position: +4m 1200m Chute, +7m Remainder



Section	Overall	L1000	L800	L600	L400	L200
Section Times	1:04.72 [5] (0:09.17)	0:55.55 [3] (0:11.42)	0:44.13 [3] (0:11.25)	0:32.88 [3] (0:10.86)	0:22.02 [4] (0:10.66)	0:11.36 [5] (0:11.36)
Average Speed [km/h]	39.1	63.1	65.0	67.4	67.5	63.4
Top Speed [km/h]	60.1	66.0	66.0	69.3	68.9	65.6
Avg. Dist. to Rail [m]	7.8	1.4	4.1	4.0	7.3	9.9
Avg. Stride Freq. [Hz]	2.2	2.2	2.3	2.3	2.4	2.3
Avg. Stride Length [m]	5.0	7.9	7.9	8.1	7.9	7.6



- [ ] Ranking at each section and finish
- :-:- No data available at this section
- NA No data available

Horse/Jockey Name	DIVINE GLORY/Ben Price
Finish Rank	6
Fastest Section Time (Section)	0:10.68 (L400)
Top Speed [km/h] (Section)	70.4 (L800)
Race State	Finished



Thomas Farms RC Murray Bridge SA - Professional

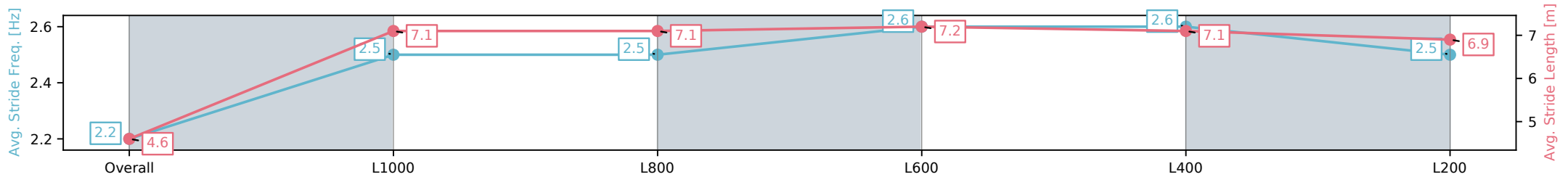
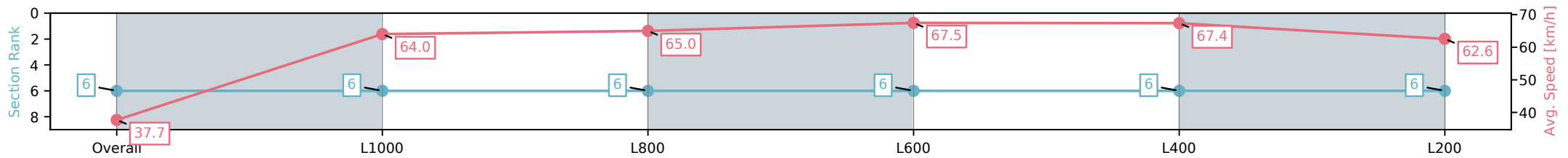
Race 2: Fred Vella Tyre & Crash Repair Handicap - 1100m

11 January 2025 - 1:06PM

Track Rating: Good 4, Weather: Fine, Rail Position: +4m 1200m Chute, +7m Remainder



Section	Overall	L1000	L800	L600	L400	L200
Section Times	1:05.09 [6] (0:09.56)	0:55.53 [6] (0:11.24)	0:44.29 [6] (0:11.27)	0:33.02 [6] (0:10.82)	0:22.20 [6] (0:10.68)	0:11.52 [6] (0:11.52)
Average Speed [km/h]	37.7	64.0	65.0	67.5	67.4	62.6
Top Speed [km/h]	63.2	66.4	66.0	70.4	70.3	64.6
Avg. Dist. to Rail [m]	5.9	0.6	4.3	3.7	7.8	8.3
Avg. Stride Freq. [Hz]	2.2	2.5	2.5	2.6	2.6	2.5
Avg. Stride Length [m]	4.6	7.1	7.1	7.2	7.1	6.9



- [ ] Ranking at each section and finish
- :-:- No data available at this section
- NA No data available