



RACINGSA

Thomas Farms RC Murray Bridge SA
Race 9: Spry Civil Construction Handicap - 1200m
04 January 2025 - 1:09PM

Track Rating: Good 4, Weather: Fine, Rail Position: True



Murray Bridge
Racing Club

Table with columns: Section, Field Times, Position, #, Horse/Jockey, Barrier, Top Speed [km/h], Fastest Section, First 400m, Overall, L1000, L800, L600, L400, L200, Margin, Distance Travelled From Winner [m]. Rows 1-10 listing horses like SHISUTA BO, SABERMETRIC, AMELIA VALENTINA, etc.

Scratched: I Am Mason (#4), Costless (#6), Tametomo (#12)

- [ ] Position in running at each section and finish
# Saddle cloth number
-:-:- No data available at this section
DNF Did not finish
NA No data available
DNT Did not track
█ Background shading for fastest section



RACINGSA

# Thomas Farms RC Murray Bridge SA Race 9: Spry Civil Construction Handicap - 1200m

04 January 2025 - 1:09PM

Track Rating: Good 4, Weather: Fine, Rail Position: True



Murray Bridge  
Racing Club

Section Field Times							Overall	L1000	L800	L600	L400	L200		
							1:09.99 (0:13.61)	0:56.38 (0:10.38)	0:46.00 (0:10.83)	0:35.17 (0:11.46)	0:23.71 (0:11.68)	0:12.04 (0:12.04)	Margin	Distance Travelled From Winner [m]
Position	#	Horse/Jockey	Barrier	Top Speed [km/h]	Fastest Section	First 400m								
11	15	<b>EMERALD COURT</b>	2	70.1	0:10.32	0:23.98	1:11.83	0:58.17 [2]	0:47.85 [1]	0:37.02 [1]	0:25.56 [1]	0:13.35 [6]	12.15L	-2
		Alan Lai		1200-1000	1000-800		(0:13.66)	(0:10.32)	(0:10.83)	(0:11.46)	(0:12.21)	(0:13.35)		
12	10	<b>OUR SHINING STAR</b>	5	67.8	0:10.90	0:25.63	1:11.85	0:57.12 [12]	0:46.22 [12]	0:35.31 [12]	0:24.04 [12]	0:12.45 [12]	12.3L	+2
		Kayla Crowther		1000-800	1000-800		(0:14.73)	(0:10.90)	(0:10.91)	(0:11.27)	(0:11.59)	(0:12.45)		

Scratched: I Am Mason (#4), Costless (#6), Tametomo (#12)

- [ ] Position in running at each section and finish # Saddle cloth number
- :--:-- No data available at this section DNF Did not finish
- NA No data available DNT Did not track
- █ Background shading for fastest section

Horse/Jockey Name	SHISUTA BO/Taylor Johnstone
Finish Rank	1
Fastest Section Time (Section)	0:10.70 (L1000)
Top Speed [km/h] (Section)	69.0 (Overall)
Race State	Finished



Thomas Farms RC Murray Bridge SA - Professional

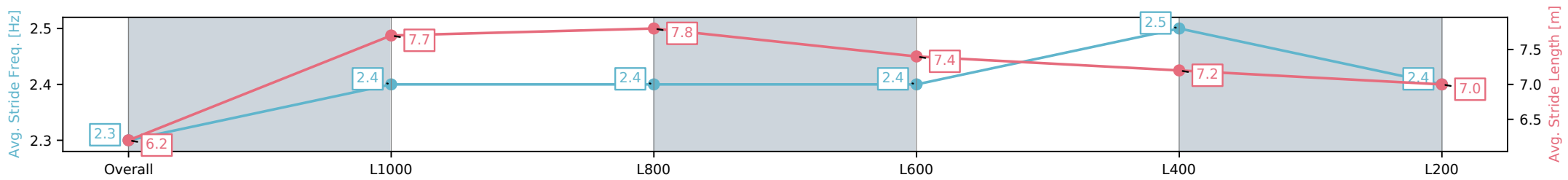
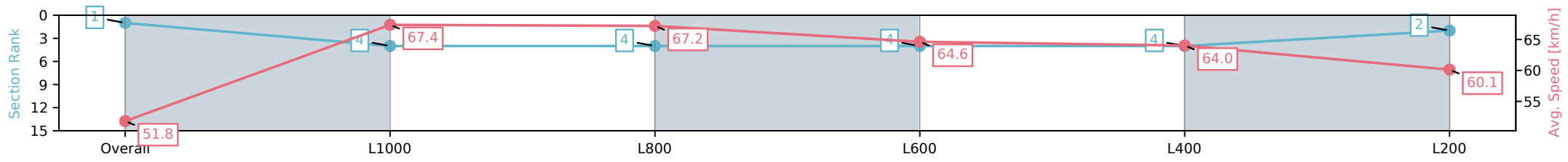
Race 9: Spry Civil Construction Handicap - 1200m

04 January 2025 - 1:09PM

Track Rating: Good 4, Weather: Fine, Rail Position: True



Section	Overall	L1000	L800	L600	L400	L200
Section Times	1:09.99 [1] (0:13.91)	0:56.08 [4] (0:10.70)	0:45.38 [4] (0:10.84)	0:34.54 [4] (0:11.32)	0:23.22 [4] (0:11.24)	0:11.98 [2] (0:11.98)
Average Speed [km/h]	51.8	67.4	67.2	64.6	64.0	60.1
Top Speed [km/h]	66.7	69.0	68.4	66.2	65.3	62.4
Avg. Dist. to Rail [m]	8.3	4.0	4.4	3.7	6.6	7.8
Avg. Stride Freq. [Hz]	2.3	2.4	2.4	2.4	2.5	2.4
Avg. Stride Length [m]	6.2	7.7	7.8	7.4	7.2	7.0



[ ] Ranking at each section and finish  
 -:-:- No data available at this section  
 NA No data available

Horse/Jockey Name	SABERMETRIC/Sairyn Fawke
Finish Rank	2
Fastest Section Time (Section)	0:10.63 (L1000)
Top Speed [km/h] (Section)	69.9 (Overall)
Race State	Finished



Thomas Farms RC Murray Bridge SA - Professional

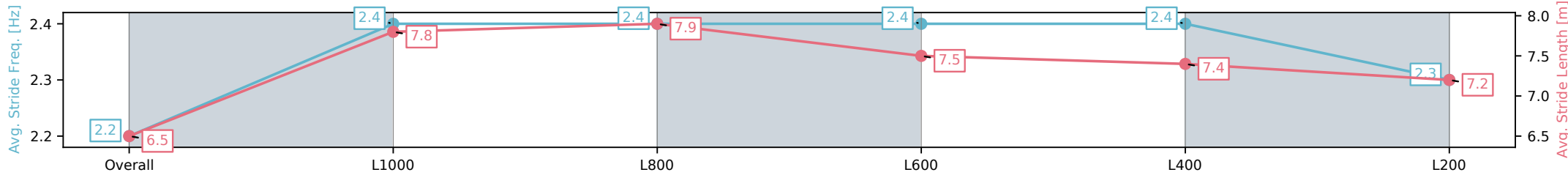
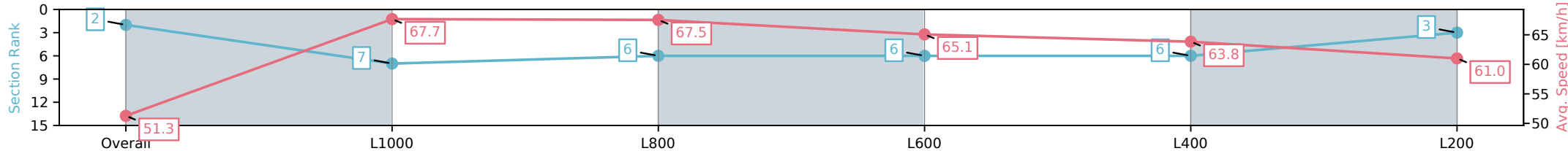
Race 9: Spry Civil Construction Handicap - 1200m

04 January 2025 - 1:09PM

Track Rating: Good 4, Weather: Fine, Rail Position: True



Section	Overall	L1000	L800	L600	L400	L200
Section Times	1:10.04 [2] (0:14.07)	0:55.97 [7] (0:10.63)	0:45.34 [6] (0:10.85)	0:34.49 [6] (0:11.42)	0:23.07 [6] (0:11.27)	0:11.80 [3] (0:11.80)
Average Speed [km/h]	51.3	67.7	67.5	65.1	63.8	61.0
Top Speed [km/h]	65.2	69.9	68.4	66.2	65.6	63.0
Avg. Dist. to Rail [m]	8.9	4.0	5.6	7.2	12.8	12.8
Avg. Stride Freq. [Hz]	2.2	2.4	2.4	2.4	2.4	2.3
Avg. Stride Length [m]	6.5	7.8	7.9	7.5	7.4	7.2



[ ] Ranking at each section and finish  
 -:-:- No data available at this section  
 NA No data available

Horse/Jockey Name	AMELIA VALENTINA/Jacob Opperman
Finish Rank	3
Fastest Section Time (Section)	0:10.75 (L1000)
Top Speed [km/h] (Section)	68.5 (L1000)
Race State	Finished



Thomas Farms RC Murray Bridge SA - Professional

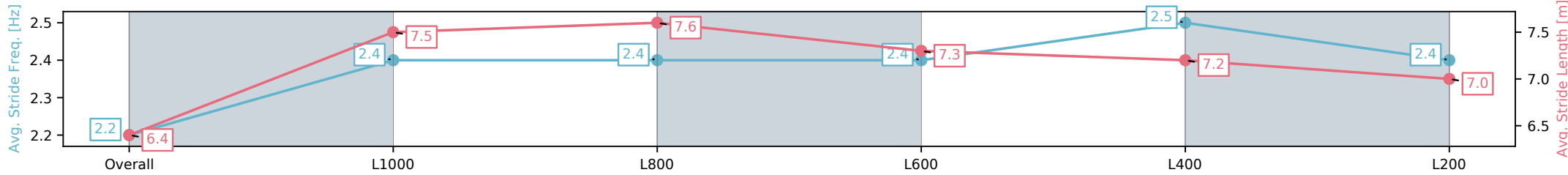
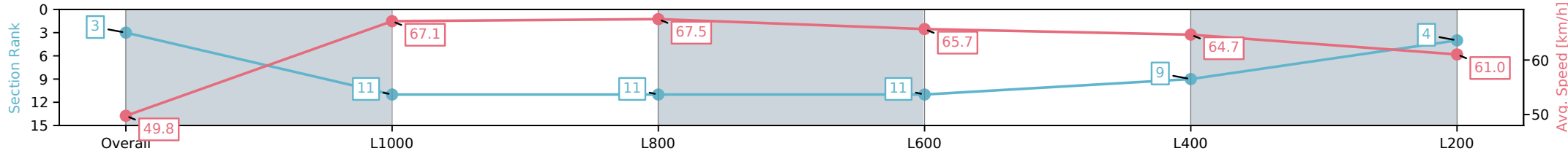
Race 9: Spry Civil Construction Handicap - 1200m

04 January 2025 - 1:09PM

Track Rating: Good 4, Weather: Fine, Rail Position: True



Section	Overall	L1000	L800	L600	L400	L200
Section Times	1:10.14 [3] (0:14.47)	0:55.67 [11] (0:10.75)	0:44.92 [11] (0:10.81)	0:34.11 [11] (0:11.15)	0:22.96 [9] (0:11.14)	0:11.82 [4] (0:11.82)
Average Speed [km/h]	49.8	67.1	67.5	65.7	64.7	61.0
Top Speed [km/h]	64.3	68.0	68.5	66.7	65.2	64.6
Avg. Dist. to Rail [m]	8.1	4.2	5.2	3.9	6.6	9.0
Avg. Stride Freq. [Hz]	2.2	2.4	2.4	2.4	2.5	2.4
Avg. Stride Length [m]	6.4	7.5	7.6	7.3	7.2	7.0



[ ] Ranking at each section and finish  
 -:-:- No data available at this section  
 NA No data available

Horse/Jockey Name	BOLTED IN/Jessica Tzaferis
Finish Rank	4
Fastest Section Time (Section)	0:10.45 (L1000)
Top Speed [km/h] (Section)	69.4 (Overall)
Race State	Finished



Thomas Farms RC Murray Bridge SA - Professional

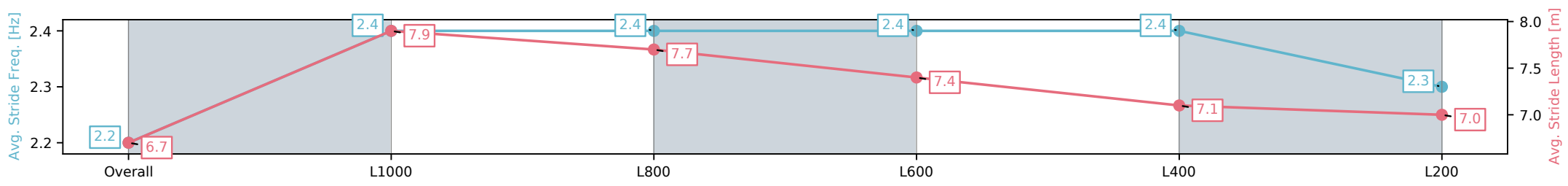
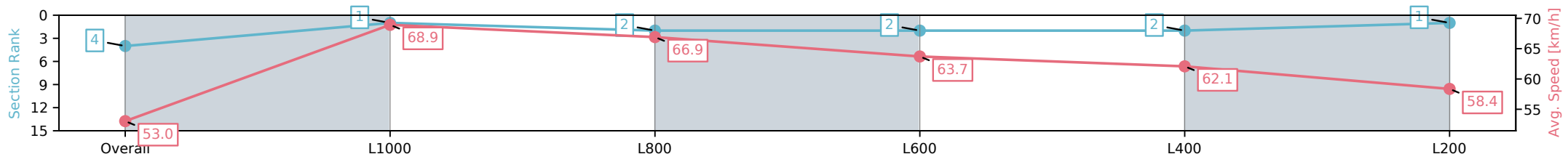
Race 9: Spry Civil Construction Handicap - 1200m

04 January 2025 - 1:09PM

Track Rating: Good 4, Weather: Fine, Rail Position: True



Section	Overall	L1000	L800	L600	L400	L200
Section Times	1:10.27 [4] (0:13.60)	0:56.67 [1] (0:10.45)	0:46.22 [2] (0:10.90)	0:35.32 [2] (0:11.40)	0:23.92 [2] (0:11.60)	0:12.32 [1] (0:12.32)
Average Speed [km/h]	53.0	68.9	66.9	63.7	62.1	58.4
Top Speed [km/h]	68.5	69.4	68.8	65.1	64.2	61.5
Avg. Dist. to Rail [m]	9.9	3.8	4.3	2.0	2.7	5.8
Avg. Stride Freq. [Hz]	2.2	2.4	2.4	2.4	2.4	2.3
Avg. Stride Length [m]	6.7	7.9	7.7	7.4	7.1	7.0



[ ] Ranking at each section and finish  
 -:-:- No data available at this section  
 NA No data available

Horse/Jockey Name	MISS REMSKI/Teagan Voorham
Finish Rank	5
Fastest Section Time (Section)	0:10.64 (L1000)
Top Speed [km/h] (Section)	68.4 (L1000)
Race State	Finished



Thomas Farms RC Murray Bridge SA - Professional

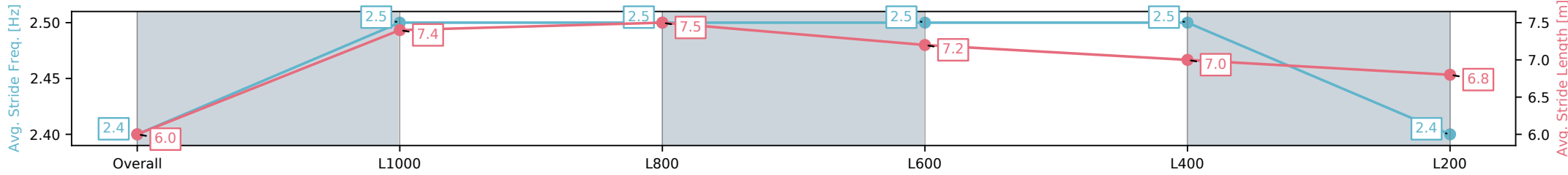
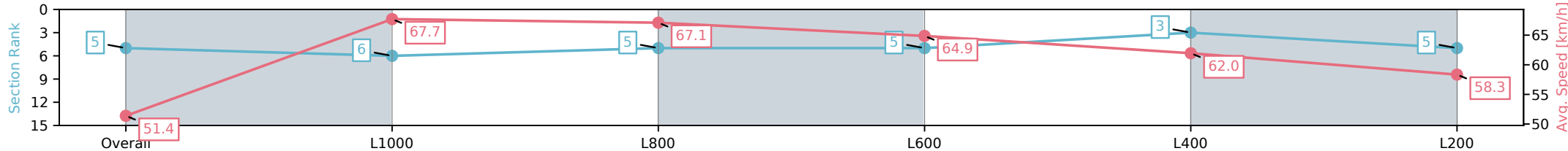
Race 9: Spry Civil Construction Handicap - 1200m

04 January 2025 - 1:09PM

Track Rating: Good 4, Weather: Fine, Rail Position: True



Section	Overall	L1000	L800	L600	L400	L200
Section Times	1:10.68 [5] (0:14.02)	0:56.66 [6] (0:10.64)	0:46.02 [5] (0:10.86)	0:35.16 [5] (0:11.20)	0:23.96 [3] (0:11.62)	0:12.34 [5] (0:12.34)
Average Speed [km/h]	51.4	67.7	67.1	64.9	62.0	58.3
Top Speed [km/h]	66.2	68.1	68.4	65.2	63.5	60.7
Avg. Dist. to Rail [m]	5.4	3.8	4.4	1.9	3.4	3.7
Avg. Stride Freq. [Hz]	2.4	2.5	2.5	2.5	2.5	2.4
Avg. Stride Length [m]	6.0	7.4	7.5	7.2	7.0	6.8



[ ] Ranking at each section and finish  
 -:-:- No data available at this section  
 NA No data available

Horse/Jockey Name	JAAZEB/Matthew Chadwick
Finish Rank	6
Fastest Section Time (Section)	0:10.59 (L1000)
Top Speed [km/h] (Section)	68.7 (L1000)
Race State	Finished



Thomas Farms RC Murray Bridge SA - Professional

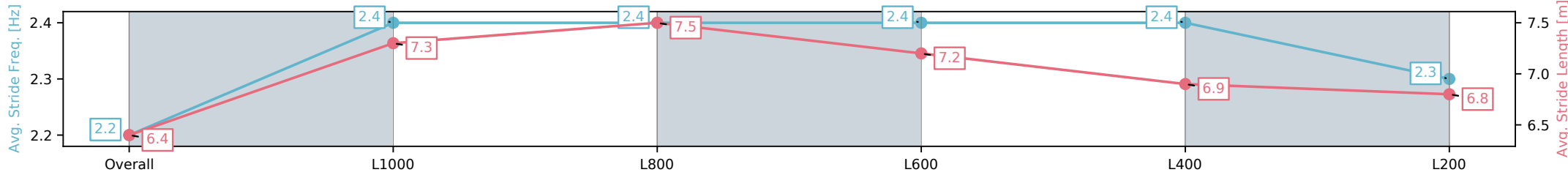
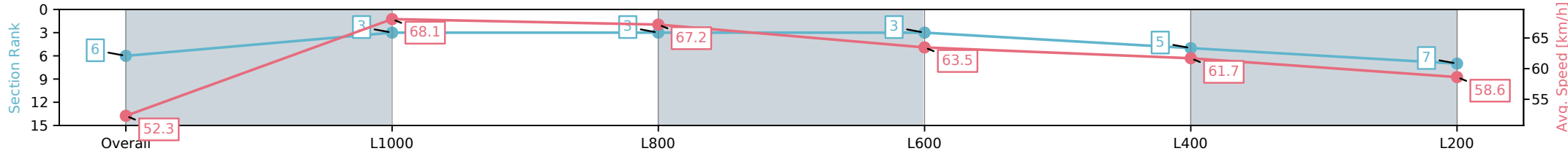
Race 9: Spry Civil Construction Handicap - 1200m

04 January 2025 - 1:09PM

Track Rating: Good 4, Weather: Fine, Rail Position: True



Section	Overall	L1000	L800	L600	L400	L200
Section Times	1:10.77 [6] (0:13.76)	0:57.01 [3] (0:10.59)	0:46.42 [3] (0:10.88)	0:35.54 [3] (0:11.59)	0:23.95 [5] (0:11.67)	0:12.28 [7] (0:12.28)
Average Speed [km/h]	52.3	68.1	67.2	63.5	61.7	58.6
Top Speed [km/h]	66.1	68.2	68.7	65.0	63.0	61.2
Avg. Dist. to Rail [m]	7.4	4.1	5.5	4.5	9.1	10.2
Avg. Stride Freq. [Hz]	2.2	2.4	2.4	2.4	2.4	2.3
Avg. Stride Length [m]	6.4	7.3	7.5	7.2	6.9	6.8



[ ] Ranking at each section and finish  
 -:-:- No data available at this section  
 NA No data available



Horse/Jockey Name	EXTRA HOT/Dom Tourneur
Finish Rank	7
Fastest Section Time (Section)	0:10.81 (L1000)
Top Speed [km/h] (Section)	68.4 (L1000)
Race State	Finished



Thomas Farms RC Murray Bridge SA - Professional

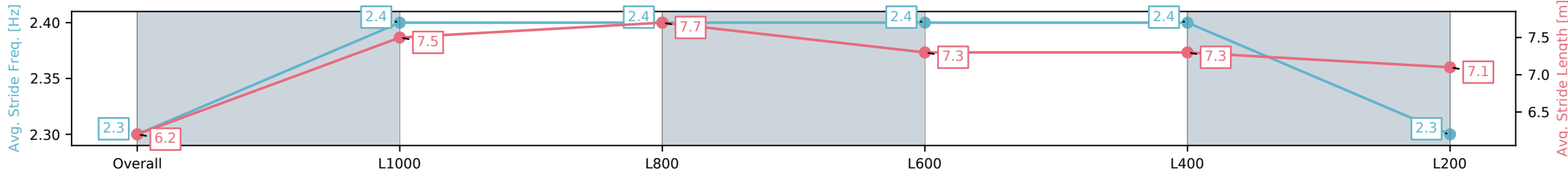
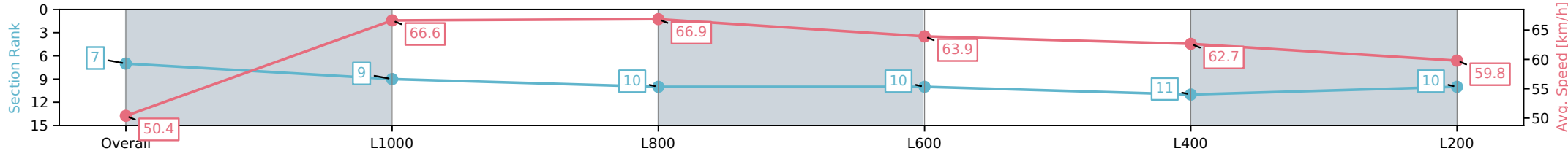
Race 9: Spry Civil Construction Handicap - 1200m

04 January 2025 - 1:09PM

Track Rating: Good 4, Weather: Fine, Rail Position: True



Section	Overall	L1000	L800	L600	L400	L200
Section Times	1:10.93 [7] (0:14.32)	0:56.61 [9] (0:10.81)	0:45.80 [10] (0:10.88)	0:34.92 [10] (0:11.37)	0:23.55 [11] (0:11.49)	0:12.06 [10] (0:12.06)
Average Speed [km/h]	50.4	66.6	66.9	63.9	62.7	59.8
Top Speed [km/h]	65.9	67.0	68.4	65.4	64.4	62.0
Avg. Dist. to Rail [m]	2.6	1.8	3.6	2.4	3.2	4.3
Avg. Stride Freq. [Hz]	2.3	2.4	2.4	2.4	2.4	2.3
Avg. Stride Length [m]	6.2	7.5	7.7	7.3	7.3	7.1



[ ] Ranking at each section and finish  
 -:-:- No data available at this section  
 NA No data available

Horse/Jockey Name	THE HASS/Rochelle Milnes
Finish Rank	8
Fastest Section Time (Section)	0:10.71 (L1000)
Top Speed [km/h] (Section)	68.8 (L1000)
Race State	Finished



Thomas Farms RC Murray Bridge SA - Professional

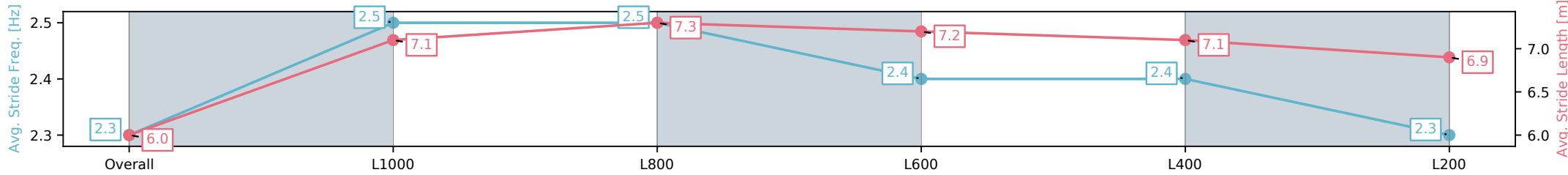
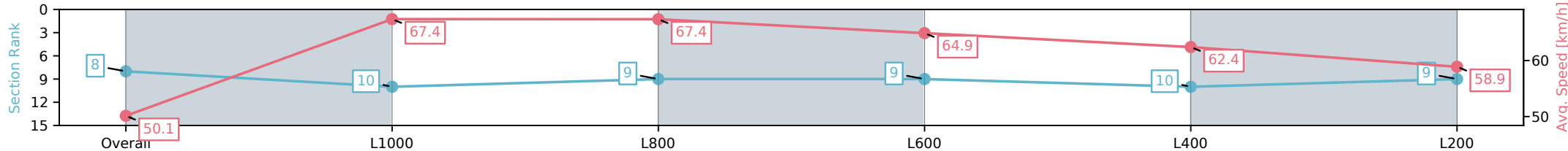
Race 9: Spry Civil Construction Handicap - 1200m

04 January 2025 - 1:09PM

Track Rating: Good 4, Weather: Fine, Rail Position: True



Section	Overall	L1000	L800	L600	L400	L200
Section Times	1:11.03 [8] (0:14.37)	0:56.66 [10] (0:10.71)	0:45.95 [9] (0:10.83)	0:35.12 [9] (0:11.36)	0:23.76 [10] (0:11.55)	0:12.21 [9] (0:12.21)
Average Speed [km/h]	50.1	67.4	67.4	64.9	62.4	58.9
Top Speed [km/h]	65.0	68.4	68.8	66.2	64.8	60.6
Avg. Dist. to Rail [m]	7.7	4.9	5.7	5.1	8.0	10.4
Avg. Stride Freq. [Hz]	2.3	2.5	2.5	2.4	2.4	2.3
Avg. Stride Length [m]	6.0	7.1	7.3	7.2	7.1	6.9



[ ] Ranking at each section and finish  
 -:-:- No data available at this section  
 NA No data available

Horse/Jockey Name	BRAVEMAN'SGAME/Todd Pannell
Finish Rank	9
Fastest Section Time (Section)	0:10.76 (L1000)
Top Speed [km/h] (Section)	68.9 (L1000)
Race State	Finished



Thomas Farms RC Murray Bridge SA - Professional

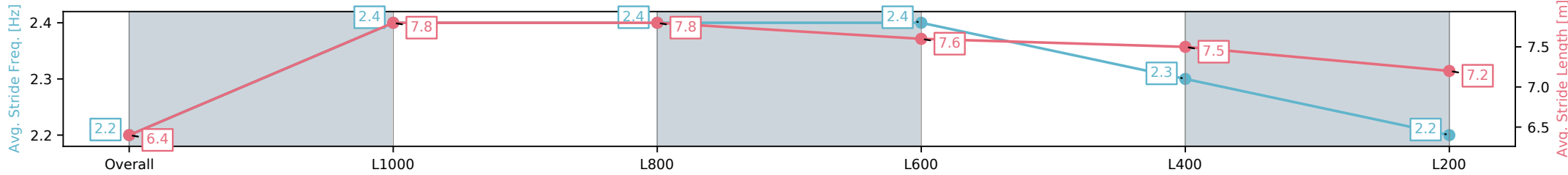
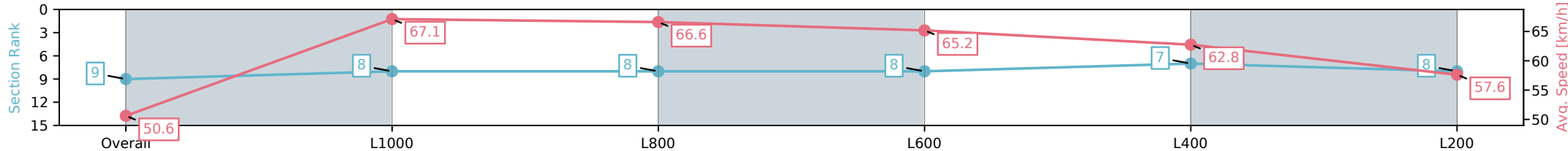
Race 9: Spry Civil Construction Handicap - 1200m

04 January 2025 - 1:09PM

Track Rating: Good 4, Weather: Fine, Rail Position: True



Section	Overall	L1000	L800	L600	L400	L200
Section Times	1:11.03 [9] (0:14.21)	0:56.82 [8] (0:10.76)	0:46.06 [8] (0:10.89)	0:35.17 [8] (0:11.18)	0:23.99 [7] (0:11.47)	0:12.52 [8] (0:12.52)
Average Speed [km/h]	50.6	67.1	66.6	65.2	62.8	57.6
Top Speed [km/h]	65.5	68.7	68.9	66.4	64.9	60.1
Avg. Dist. to Rail [m]	5.9	2.4	3.1	2.9	6.9	8.8
Avg. Stride Freq. [Hz]	2.2	2.4	2.4	2.4	2.3	2.2
Avg. Stride Length [m]	6.4	7.8	7.8	7.6	7.5	7.2



[ ] Ranking at each section and finish  
 -:-:- No data available at this section  
 NA No data available

Horse/Jockey Name	IRISH MIST/Alana Livesey
Finish Rank	10
Fastest Section Time (Section)	0:10.73 (L1000)
Top Speed [km/h] (Section)	68.4 (L1000)
Race State	Finished



Thomas Farms RC Murray Bridge SA - Professional

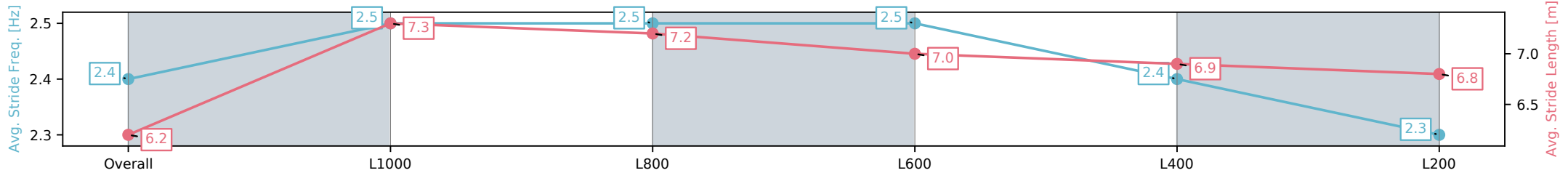
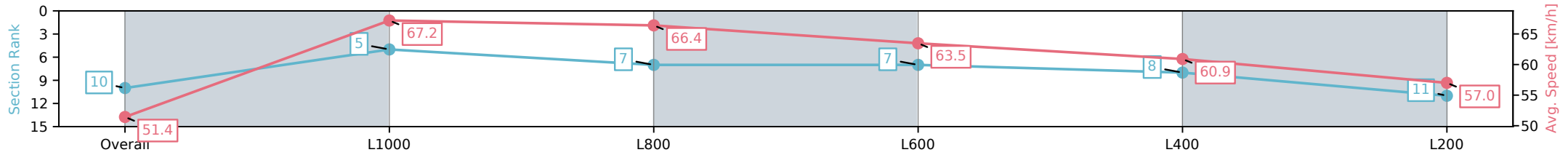
Race 9: Spry Civil Construction Handicap - 1200m

04 January 2025 - 1:09PM

Track Rating: Good 4, Weather: Fine, Rail Position: True



Section	Overall	L1000	L800	L600	L400	L200
Section Times	1:11.61 [10] (0:14.00)	0:57.61 [5] (0:10.73)	0:46.88 [7] (0:10.93)	0:35.95 [7] (0:11.49)	0:24.46 [8] (0:11.82)	0:12.64 [11] (0:12.64)
Average Speed [km/h]	51.4	67.2	66.4	63.5	60.9	57.0
Top Speed [km/h]	66.5	67.5	68.4	64.8	62.1	60.5
Avg. Dist. to Rail [m]	4.1	2.4	3.1	3.2	5.6	7.3
Avg. Stride Freq. [Hz]	2.4	2.5	2.5	2.5	2.4	2.3
Avg. Stride Length [m]	6.2	7.3	7.2	7.0	6.9	6.8



- [ ] Ranking at each section and finish
- :-:- No data available at this section
- NA No data available

Horse/Jockey Name	EMERALD COURT/Alan Lai
Finish Rank	11
Fastest Section Time (Section)	0:10.32 (L1000)
Top Speed [km/h] (Section)	70.1 (Overall)
Race State	Finished



Thomas Farms RC Murray Bridge SA - Professional

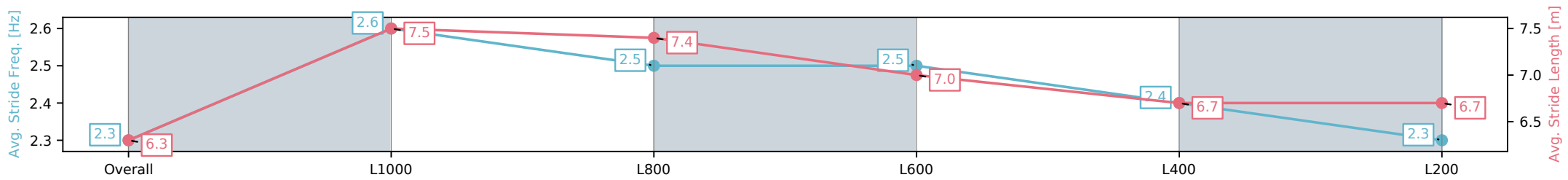
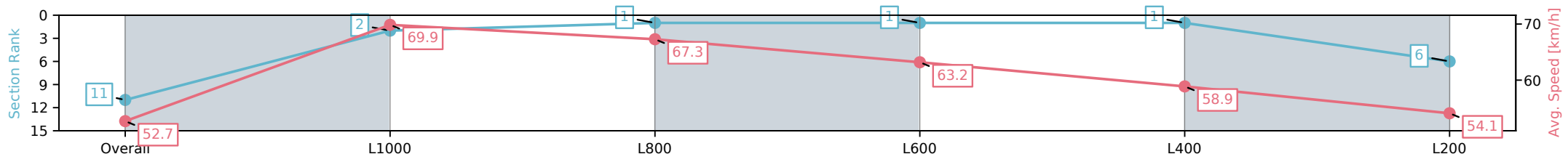
Race 9: Spry Civil Construction Handicap - 1200m

04 January 2025 - 1:09PM

Track Rating: Good 4, Weather: Fine, Rail Position: True



Section	Overall	L1000	L800	L600	L400	L200
Section Times	1:11.83 [11] (0:13.66)	0:58.17 [2] (0:10.32)	0:47.85 [1] (0:10.83)	0:37.02 [1] (0:11.46)	0:25.56 [1] (0:12.21)	0:13.35 [6] (0:13.35)
Average Speed [km/h]	52.7	69.9	67.3	63.2	58.9	54.1
Top Speed [km/h]	69.0	70.1	69.0	64.7	61.6	57.3
Avg. Dist. to Rail [m]	2.4	3.0	4.3	1.3	3.1	5.2
Avg. Stride Freq. [Hz]	2.3	2.6	2.5	2.5	2.4	2.3
Avg. Stride Length [m]	6.3	7.5	7.4	7.0	6.7	6.7



[ ] Ranking at each section and finish  
 -:-:- No data available at this section  
 NA No data available

Horse/Jockey Name	OUR SHINING STAR/Kayla Crowther
Finish Rank	12
Fastest Section Time (Section)	0:10.90 (L1000)
Top Speed [km/h] (Section)	67.8 (L1000)
Race State	Finished



Thomas Farms RC Murray Bridge SA - Professional

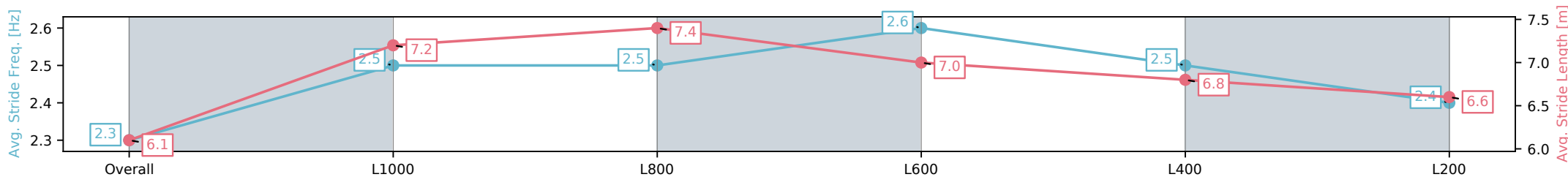
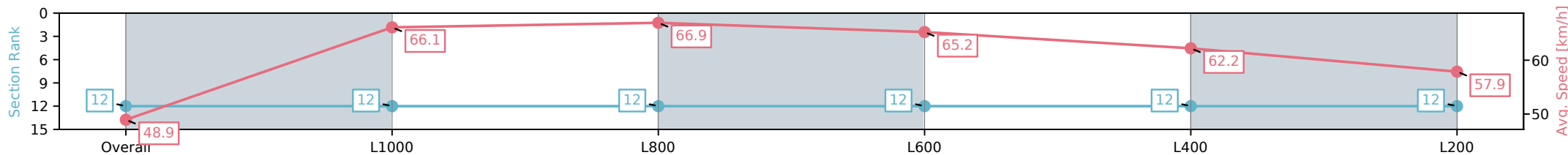
Race 9: Spry Civil Construction Handicap - 1200m

04 January 2025 - 1:09PM

Track Rating: Good 4, Weather: Fine, Rail Position: True



Section	Overall	L1000	L800	L600	L400	L200
Section Times	1:11.85 [12] (0:14.73)	0:57.12 [12] (0:10.90)	0:46.22 [12] (0:10.91)	0:35.31 [12] (0:11.27)	0:24.04 [12] (0:11.59)	0:12.45 [12] (0:12.45)
Average Speed [km/h]	48.9	66.1	66.9	65.2	62.2	57.9
Top Speed [km/h]	64.0	66.6	67.8	65.9	63.5	60.5
Avg. Dist. to Rail [m]	5.1	3.0	5.3	4.9	7.9	8.9
Avg. Stride Freq. [Hz]	2.3	2.5	2.5	2.6	2.5	2.4
Avg. Stride Length [m]	6.1	7.2	7.4	7.0	6.8	6.6



- [ ] Ranking at each section and finish
- :-:- No data available at this section
- NA No data available