



RACINGSA

Thomas Farms RC Murray Bridge SA

Race 8: Thomas Farms Handicap - 1400m

04 January 2025 - 12:33PM

Track Rating: Good 4, Weather: Fine, Rail Position: True



Murray Bridge
Racing Club

Section								Overall	L1200	L1000	L800	L600	L400		
Field Times								1:23.06 (0:13.62)	1:09.44 (0:10.91)	0:58.54 (0:11.53)	0:47.01 (0:11.89)	0:35.12 (0:11.56)	0:23.56 (0:11.56)		
Position	#	Horse/Jockey	Barrier	Top Speed [km/h]	Fastest Section	First 400m								Distance Travelled From Winner [m]	
1	8	HARD PRINCE Jacob Opperman	9	66.8 800-600	0:11.16 400-200	0:25.60	1:23.06 (0:14.31)	1:08.75 [12] (0:11.28)	0:57.46 [12] (0:11.42)	0:46.04 [12] (0:11.97)	0:34.07 [12] (0:11.22)	0:22.85 [9] (0:11.16)			
2	3	HIGH ON SUGAR Taylor Johnstone	11	67.6 1400-1200	0:10.83 1200-1000	0:24.52	1:23.10 (0:13.69)	1:09.41 [3] (0:10.83)	0:58.58 [1] (0:11.59)	0:46.99 [2] (0:11.82)	0:35.17 [1] (0:11.56)	0:23.60 [1] (0:11.56)		-2	
3	11	STOLEN Todd Pannell	12	66.5 1400-1200	0:10.93 1200-1000	0:24.84	1:23.17 (0:13.91)	1:09.26 [7] (0:10.93)	0:58.33 [4] (0:11.54)	0:46.79 [5] (0:11.80)	0:34.99 [5] (0:11.62)	0:23.37 [4] (0:11.49)		-2	
4	5	BANGERANG REDBACK Kayla Crowther	2	65.6 1400-1200	0:11.15 1200-1000	0:24.92	1:23.37 (0:13.77)	1:09.60 [5] (0:11.15)	0:58.45 [6] (0:11.59)	0:46.86 [6] (0:11.80)	0:35.06 [6] (0:11.68)	0:23.38 [6] (0:11.39)		-8	
5	7	BULLS ON PARADE Sairyn Fawke	5	64.6 1400-1200	0:11.22 1200-1000	0:25.26	1:23.53 (0:14.04)	1:09.49 [10] (0:11.22)	0:58.27 [10] (0:11.57)	0:46.69 [10] (0:11.76)	0:34.93 [10] (0:11.57)	0:23.35 [8] (0:11.35)		-4	
6	2	ENTERPRISE LASSIE Teagan Voorham	3	65.6 1400-1200	0:11.16 1200-1000	0:24.92	1:23.70 (0:13.76)	1:09.94 [4] (0:11.16)	0:58.78 [7] (0:11.63)	0:47.15 [7] (0:11.80)	0:35.35 [7] (0:11.70)	0:23.65 [7] (0:11.45)		+0	
7	14	SIRMAZE Rochelle Milnes	7	65.7 1400-1200	0:11.05 1200-1000	0:24.84	1:23.83 (0:13.79)	1:10.04 [6] (0:11.05)	0:58.99 [5] (0:11.38)	0:47.61 [3] (0:11.80)	0:35.81 [3] (0:11.72)	0:24.09 [3] (0:11.69)		-7	
8	4	SPARKUP Ben Price	10	64.7 600-400	0:11.25 1200-1000	0:25.45	1:23.87 (0:14.20)	1:09.67 [11] (0:11.25)	0:58.42 [11] (0:11.46)	0:46.96 [11] (0:12.03)	0:34.93 [11] (0:11.80)	0:23.13 [12] (0:11.32)		-2	
9	1	FRANCE'S BOY Zoe Lloyd	8	67.5 1400-1200	0:10.86 1200-1000	0:24.55	1:24.18 (0:13.69)	1:10.49 [2] (0:10.86)	0:59.63 [2] (0:11.50)	0:48.13 [1] (0:11.90)	0:36.23 [2] (0:11.69)	0:24.54 [2] (0:11.87)		-9	
10	12	TINY REBEL Caitlin Tootell	4	66.4 1400-1200	0:11.09 1200-1000	0:25.05	1:24.22 (0:13.96)	1:10.26 [8] (0:11.09)	0:59.17 [8] (0:11.57)	0:47.59 [9] (0:11.90)	0:35.69 [8] (0:11.76)	0:23.93 [10] (0:11.69)		-7	

Scratched: Bad Detective (#9), Southern Shooter (#10)

Report Created: Sat 04 January 2025 14:17:37 GMT+11 (Note: Timing is based on positional data)

- [] Position in running at each section and finish
- #: Saddle cloth number
- No data available at this section
- DNF Did not finish
- NA No data available
- DNT Did not track
- █ Background shading for fastest section



RACINGSA

Thomas Farms RC Murray Bridge SA
Race 8: Thomas Farms Handicap - 1400m
04 January 2025 - 12:33PM

Track Rating: Good 4, Weather: Fine, Rail Position: True



Murray Bridge
Racing Club

Section							Overall	L1200	L1000	L800	L600	L400		
Field Times							1:23.06 (0:13.62)	1:09.44 (0:10.91)	0:58.54 (0:11.53)	0:47.01 (0:11.89)	0:35.12 (0:11.56)	0:23.56 (0:11.56)		
Position	#	Horse/Jockey	Barrier	Top Speed [km/h]	Fastest Section	First 400m								Distance Travelled From Winner [m]
11	6	BILLIE BRONX Margaret Collett	1	66.1 1400-1200	0:10.97 1200-1000	0:24.57	1:24.42 (0:13.61)	1:10.81 [1] (0:10.97)	0:59.84 [3] (0:11.65)	0:48.19 [4] (0:11.95)	0:36.24 [4] (0:11.75)	0:24.49 [5] (0:11.91)		-8
12	13	BROWN NOSE DAY GAL Alana Livesey	6	65.4 1200-1000	0:11.15 1200-1000	0:25.14	1:26.66 (0:13.99)	1:12.67 [9] (0:11.15)	1:01.52 [9] (0:11.42)	0:50.10 [8] (0:11.97)	0:38.13 [9] (0:12.10)	0:26.03 [11] (0:12.22)		-2

Scratched: Bad Detective (#9), Southern Shooter (#10)

- [] Position in running at each section and finish # Saddle cloth number
- :--:-- No data available at this section **DNF** Did not finish
- NA** No data available **DNT** Did not track
- Background shading for fastest section



RACINGSA

Thomas Farms RC Murray Bridge SA Race 8: Thomas Farms Handicap - 1400m 04 January 2025 - 12:33PM

Track Rating: Good 4, Weather: Fine, Rail Position: True



Murray Bridge
Racing Club

Section Field Times

L200
0:11.99
(0:11.99)

Position	#	Horse/Jockey	Barrier	Top Speed [km/h]	Fastest Section	First 400m	Margin						Distance Travelled From Winner [m]
1	8	HARD PRINCE Jacob Opperman	9	66.8 800-600	0:11.16 400-200	0:25.60	0:11.69 [3] (0:11.69)	1:23.06					
2	3	HIGH ON SUGAR Taylor Johnstone	11	67.6 1400-1200	0:10.83 1200-1000	0:24.52	0:12.04 [1] (0:12.04)	0.24L					-2
3	11	STOLEN Todd Pannell	12	66.5 1400-1200	0:10.93 1200-1000	0:24.84	0:11.88 [2] (0:11.88)	0.69L					-2
4	5	BANGERANG REDBACK Kayla Crowther	2	65.6 1400-1200	0:11.15 1200-1000	0:24.92	0:11.99 [4] (0:11.99)	1.92L					-8
5	7	BULLS ON PARADE Sairyn Fawke	5	64.6 1400-1200	0:11.22 1200-1000	0:25.26	0:12.00 [8] (0:12.00)	2.95L					-4
6	2	ENTERPRISE LASSIE Teagan Voorham	3	65.6 1400-1200	0:11.16 1200-1000	0:24.92	0:12.20 [6] (0:12.20)	3.97L					+0
7	14	SIRMAZE Rochelle Milnes	7	65.7 1400-1200	0:11.05 1200-1000	0:24.84	0:12.40 [5] (0:12.40)	4.8L					-7
8	4	SPARKUP Ben Price	10	64.7 600-400	0:11.25 1200-1000	0:25.45	0:11.81 [11] (0:11.81)	5.07L					-2
9	1	FRANCE'S BOY Zoe Lloyd	8	67.5 1400-1200	0:10.86 1200-1000	0:24.55	0:12.67 [7] (0:12.67)	6.99L					-9
10	12	TINY REBEL Caitlin Tootell	4	66.4 1400-1200	0:11.09 1200-1000	0:25.05	0:12.24 [10] (0:12.24)	7.24L					-7

Scratched: Bad Detective (#9), Southern Shooter (#10)

- [] Position in running at each section and finish
- #: Saddle cloth number
- :--- No data available at this section
- DNF Did not finish
- NA No data available
- DNT Did not track
- █ Background shading for fastest section



RACINGSA

Thomas Farms RC Murray Bridge SA Race 8: Thomas Farms Handicap - 1400m 04 January 2025 - 12:33PM

Track Rating: Good 4, Weather: Fine, Rail Position: True



Murray Bridge
Racing Club

Section

Field Times

L200

0:11.99

(0:11.99)

Position	#	Horse/Jockey	Barrier	Top Speed [km/h]	Fastest Section	First 400m	Margin							Distance Travelled From Winner [m]	
11	6	BILLIE BRONX	1	66.1	0:10.97	0:24.57	0:12.58 [9]	8.53L							-8
		Margaret Collett		1400-1200	1200-1000		(0:12.57)								
12	13	BROWN NOSE DAY GAL	6	65.4	0:11.15	0:25.14	0:13.81 [12]	22.51L							-2
		Alana Livesey		1200-1000	1200-1000		(0:13.81)								

Scratched: Bad Detective (#9), Southern Shooter (#10)

- [] Position in running at each section and finish # Saddle cloth number
- :--:-- No data available at this section DNF Did not finish
- NA No data available DNT Did not track
- █ Background shading for fastest section

Horse/Jockey Name	HARD PRINCE/Jacob Opperman
Finish Rank	1
Fastest Section Time (Section)	0:11.16 (L400)
Top Speed [km/h] (Section)	66.8 (L800)
Race State	Finished



Thomas Farms RC Murray Bridge SA - Professional

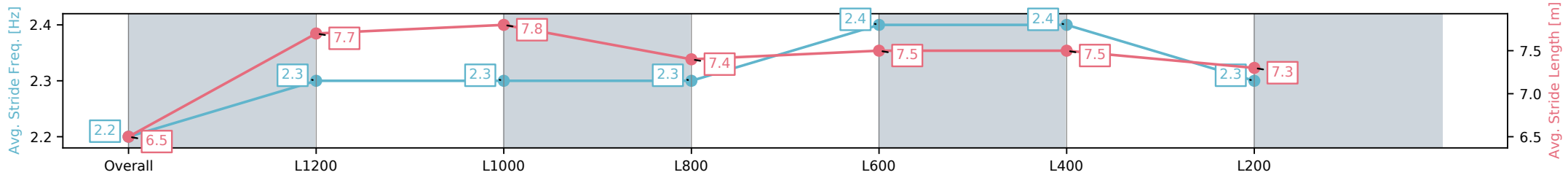
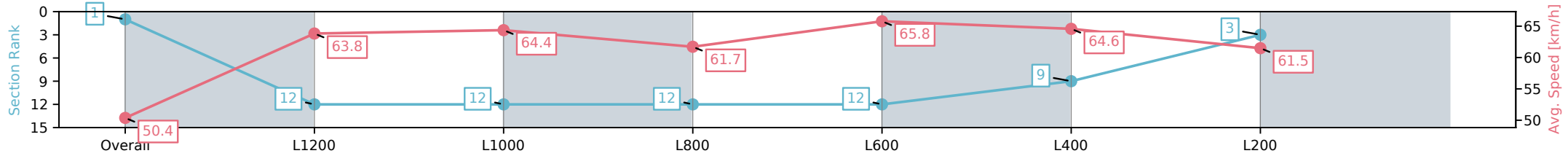
Race 8: Thomas Farms Handicap - 1400m

04 January 2025 - 12:33PM

Track Rating: Good 4, Weather: Fine, Rail Position: True



Section	Overall	L1200	L1000	L800	L600	L400	L200
Section Times	1:23.06 [1] (0:14.31)	1:08.75 [12] (0:11.28)	0:57.46 [12] (0:11.42)	0:46.04 [12] (0:11.97)	0:34.07 [12] (0:11.22)	0:22.85 [9] (0:11.16)	0:11.69 [3] (0:11.69)
Average Speed [km/h]	50.4	63.8	64.4	61.7	65.8	64.6	61.5
Top Speed [km/h]	64.0	64.3	65.0	63.1	66.8	66.1	64.2
Avg. Dist. to Rail [m]	6.2	3.4	4.0	5.0	5.9	7.7	7.6
Avg. Stride Freq. [Hz]	2.2	2.3	2.3	2.3	2.4	2.4	2.3
Avg. Stride Length [m]	6.5	7.7	7.8	7.4	7.5	7.5	7.3



- [] Ranking at each section and finish
- :-:- No data available at this section
- NA No data available

Horse/Jockey Name	HIGH ON SUGAR/Taylor Johnstone
Finish Rank	2
Fastest Section Time (Section)	0:10.83 (L1200)
Top Speed [km/h] (Section)	67.6 (Overall)
Race State	Finished



Thomas Farms RC Murray Bridge SA - Professional

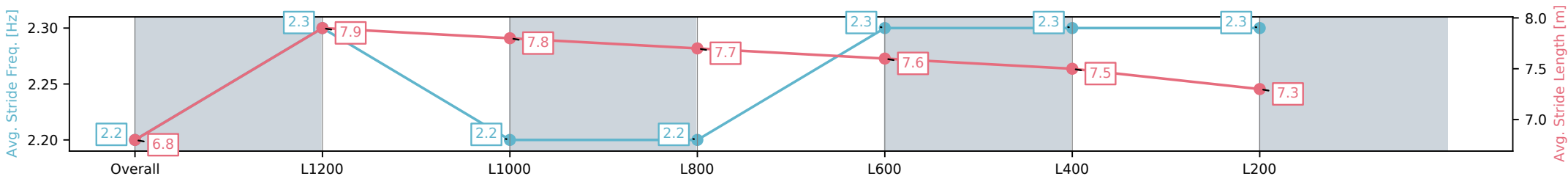
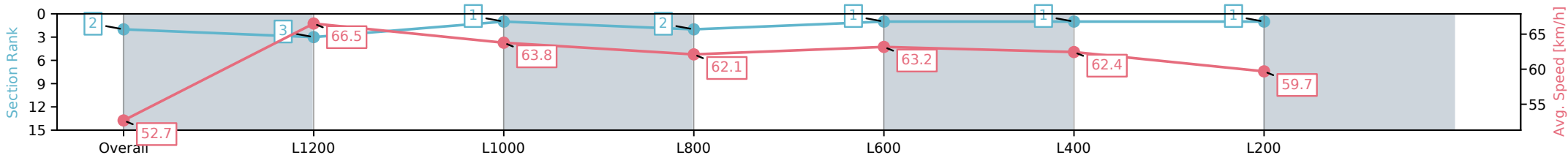
Race 8: Thomas Farms Handicap - 1400m

04 January 2025 - 12:33PM

Track Rating: Good 4, Weather: Fine, Rail Position: True



Section	Overall	L1200	L1000	L800	L600	L400	L200
Section Times	1:23.10 [2] (0:13.69)	1:09.41 [3] (0:10.83)	0:58.58 [1] (0:11.59)	0:46.99 [2] (0:11.82)	0:35.17 [1] (0:11.56)	0:23.60 [1] (0:11.56)	0:12.04 [1] (0:12.04)
Average Speed [km/h]	52.7	66.5	63.8	62.1	63.2	62.4	59.7
Top Speed [km/h]	65.3	67.6	65.6	62.9	64.1	64.0	60.8
Avg. Dist. to Rail [m]	8.1	4.5	4.8	3.9	3.9	5.3	6.0
Avg. Stride Freq. [Hz]	2.2	2.3	2.2	2.2	2.3	2.3	2.3
Avg. Stride Length [m]	6.8	7.9	7.8	7.7	7.6	7.5	7.3



- [] Ranking at each section and finish
- :-:- No data available at this section
- NA No data available

Horse/Jockey Name	STOLEN/Todd Pannell
Finish Rank	3
Fastest Section Time (Section)	0:10.93 (L1200)
Top Speed [km/h] (Section)	66.5 (Overall)
Race State	Finished



Thomas Farms RC Murray Bridge SA - Professional

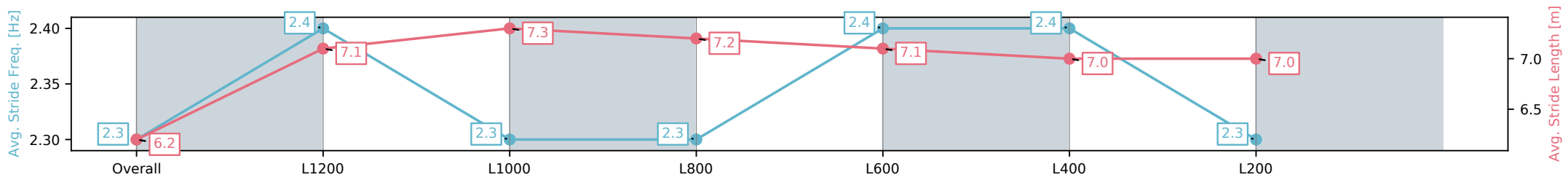
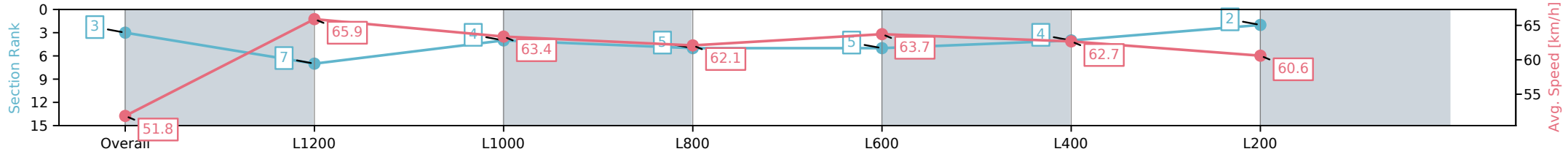
Race 8: Thomas Farms Handicap - 1400m

04 January 2025 - 12:33PM

Track Rating: Good 4, Weather: Fine, Rail Position: True



Section	Overall	L1200	L1000	L800	L600	L400	L200
Section Times	1:23.17 [3] (0:13.91)	1:09.26 [7] (0:10.93)	0:58.33 [4] (0:11.54)	0:46.79 [5] (0:11.80)	0:34.99 [5] (0:11.62)	0:23.37 [4] (0:11.49)	0:11.88 [2] (0:11.88)
Average Speed [km/h]	51.8	65.9	63.4	62.1	63.7	62.7	60.6
Top Speed [km/h]	65.7	66.5	66.3	62.9	64.6	64.0	61.8
Avg. Dist. to Rail [m]	9.1	4.5	2.6	3.6	6.7	9.3	9.8
Avg. Stride Freq. [Hz]	2.3	2.4	2.3	2.3	2.4	2.4	2.3
Avg. Stride Length [m]	6.2	7.1	7.3	7.2	7.1	7.0	7.0



[] Ranking at each section and finish
 -:-:- No data available at this section
 NA No data available

Horse/Jockey Name	BANGERANG REDBACK/Kayla Crowther
Finish Rank	4
Fastest Section Time (Section)	0:11.15 (L1200)
Top Speed [km/h] (Section)	65.6 (Overall)
Race State	Finished



Thomas Farms RC Murray Bridge SA - Professional

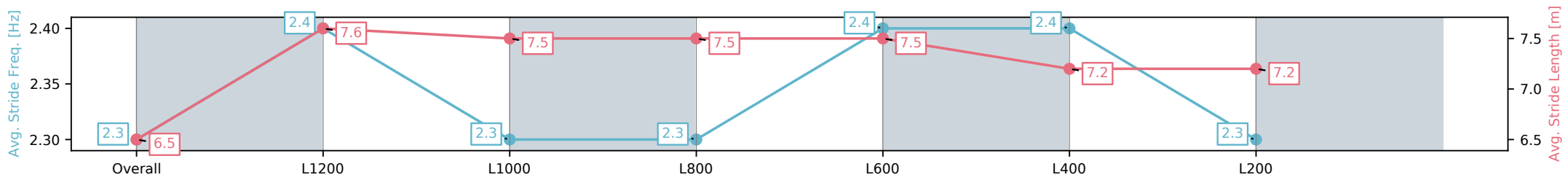
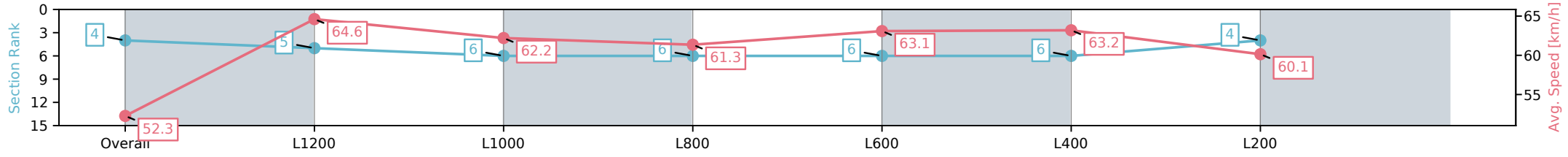
Race 8: Thomas Farms Handicap - 1400m

04 January 2025 - 12:33PM

Track Rating: Good 4, Weather: Fine, Rail Position: True



Section	Overall	L1200	L1000	L800	L600	L400	L200
Section Times	1:23.37 [4] (0:13.77)	1:09.60 [5] (0:11.15)	0:58.45 [6] (0:11.59)	0:46.86 [6] (0:11.80)	0:35.06 [6] (0:11.68)	0:23.38 [6] (0:11.39)	0:11.99 [4] (0:11.99)
Average Speed [km/h]	52.3	64.6	62.2	61.3	63.1	63.2	60.1
Top Speed [km/h]	64.4	65.6	64.6	63.2	64.0	64.6	62.7
Avg. Dist. to Rail [m]	1.8	0.7	0.4	1.1	5.9	11.0	10.8
Avg. Stride Freq. [Hz]	2.3	2.4	2.3	2.3	2.4	2.4	2.3
Avg. Stride Length [m]	6.5	7.6	7.5	7.5	7.5	7.2	7.2



[] Ranking at each section and finish
 -:-:- No data available at this section
 NA No data available

Horse/Jockey Name	BULLS ON PARADE/Sairyn Fawke
Finish Rank	5
Fastest Section Time (Section)	0:11.22 (L1200)
Top Speed [km/h] (Section)	64.6 (Overall)
Race State	Finished



Thomas Farms RC Murray Bridge SA - Professional

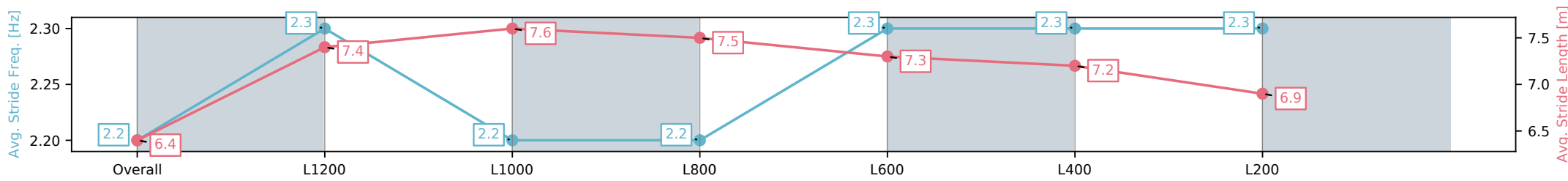
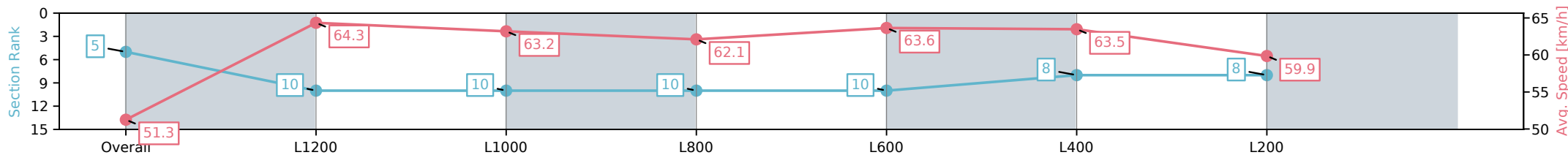
Race 8: Thomas Farms Handicap - 1400m

04 January 2025 - 12:33PM

Track Rating: Good 4, Weather: Fine, Rail Position: True



Section	Overall	L1200	L1000	L800	L600	L400	L200
Section Times	1:23.53 [5] (0:14.04)	1:09.49 [10] (0:11.22)	0:58.27 [10] (0:11.57)	0:46.69 [10] (0:11.76)	0:34.93 [10] (0:11.57)	0:23.35 [8] (0:11.35)	0:12.00 [8] (0:12.00)
Average Speed [km/h]	51.3	64.3	63.2	62.1	63.6	63.5	59.9
Top Speed [km/h]	63.6	64.6	64.2	64.0	64.3	64.3	62.4
Avg. Dist. to Rail [m]	4.1	2.0	3.2	2.6	6.0	12.3	12.1
Avg. Stride Freq. [Hz]	2.2	2.3	2.2	2.2	2.3	2.3	2.3
Avg. Stride Length [m]	6.4	7.4	7.6	7.5	7.3	7.2	6.9



- [] Ranking at each section and finish
- :-:- No data available at this section
- NA No data available

Horse/Jockey Name	ENTERPRISE LASSIE/Teagan Voorham
Finish Rank	6
Fastest Section Time (Section)	0:11.16 (L1200)
Top Speed [km/h] (Section)	65.6 (Overall)
Race State	Finished



Thomas Farms RC Murray Bridge SA - Professional

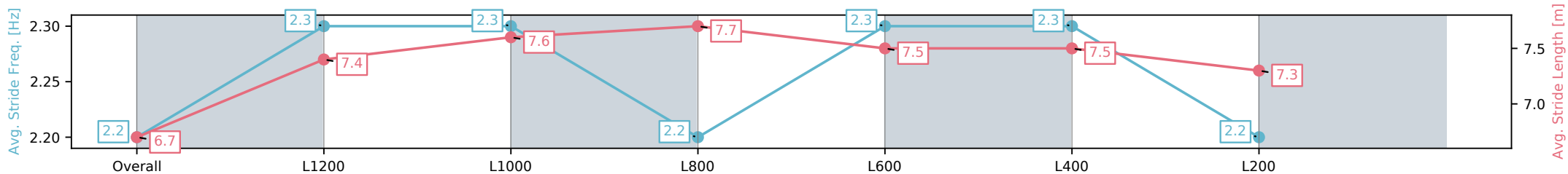
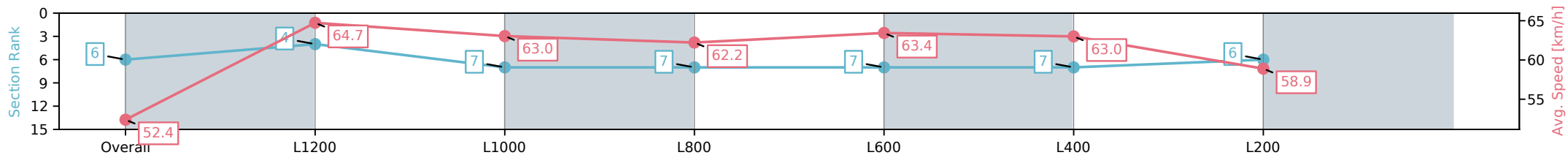
Race 8: Thomas Farms Handicap - 1400m

04 January 2025 - 12:33PM

Track Rating: Good 4, Weather: Fine, Rail Position: True



Section	Overall	L1200	L1000	L800	L600	L400	L200
Section Times	1:23.70 [6] (0:13.76)	1:09.94 [4] (0:11.16)	0:58.78 [7] (0:11.63)	0:47.15 [7] (0:11.80)	0:35.35 [7] (0:11.70)	0:23.65 [7] (0:11.45)	0:12.20 [6] (0:12.20)
Average Speed [km/h]	52.4	64.7	63.0	62.2	63.4	63.0	58.9
Top Speed [km/h]	64.8	65.6	64.6	64.3	64.4	64.7	61.3
Avg. Dist. to Rail [m]	2.8	2.8	3.4	4.4	7.1	11.0	10.1
Avg. Stride Freq. [Hz]	2.2	2.3	2.3	2.2	2.3	2.3	2.2
Avg. Stride Length [m]	6.7	7.4	7.6	7.7	7.5	7.5	7.3



- [] Ranking at each section and finish
- :-:- No data available at this section
- NA No data available

Horse/Jockey Name	SIRMAZE/Rochelle Milnes
Finish Rank	7
Fastest Section Time (Section)	0:11.05 (L1200)
Top Speed [km/h] (Section)	65.7 (Overall)
Race State	Finished



Thomas Farms RC Murray Bridge SA - Professional

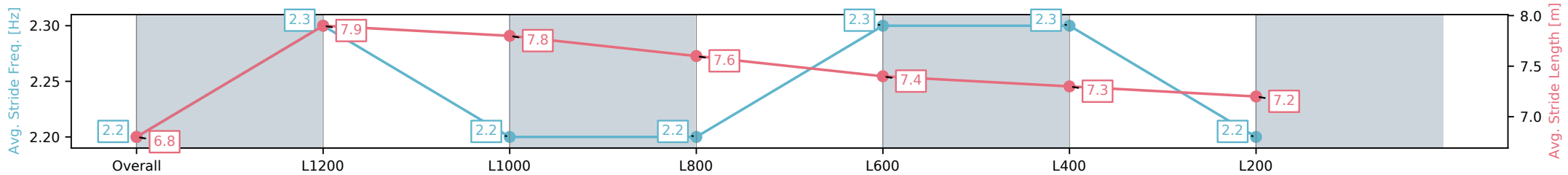
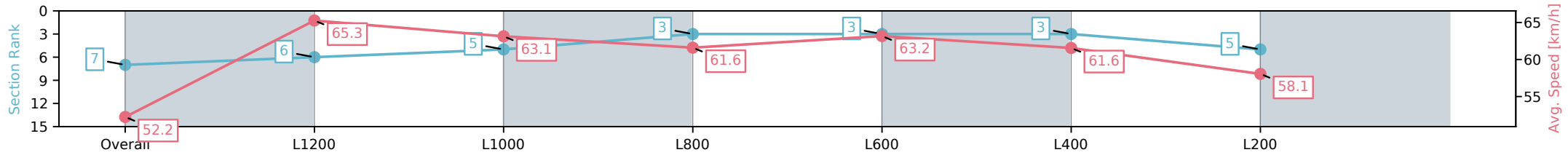
Race 8: Thomas Farms Handicap - 1400m

04 January 2025 - 12:33PM

Track Rating: Good 4, Weather: Fine, Rail Position: True



Section	Overall	L1200	L1000	L800	L600	L400	L200
Section Times	1:23.83 [7] (0:13.79)	1:10.04 [6] (0:11.05)	0:58.99 [5] (0:11.38)	0:47.61 [3] (0:11.80)	0:35.81 [3] (0:11.72)	0:24.09 [3] (0:11.69)	0:12.40 [5] (0:12.40)
Average Speed [km/h]	52.2	65.3	63.1	61.6	63.2	61.6	58.1
Top Speed [km/h]	64.5	65.7	64.1	62.8	63.7	63.7	60.4
Avg. Dist. to Rail [m]	5.1	1.0	0.3	2.3	6.1	7.4	7.1
Avg. Stride Freq. [Hz]	2.2	2.3	2.2	2.2	2.3	2.3	2.2
Avg. Stride Length [m]	6.8	7.9	7.8	7.6	7.4	7.3	7.2



[] Ranking at each section and finish
 -:-:- No data available at this section
 NA No data available

Horse/Jockey Name	SPARKUP/Ben Price
Finish Rank	8
Fastest Section Time (Section)	0:11.25 (L1200)
Top Speed [km/h] (Section)	64.7 (L600)
Race State	Finished



Thomas Farms RC Murray Bridge SA - Professional

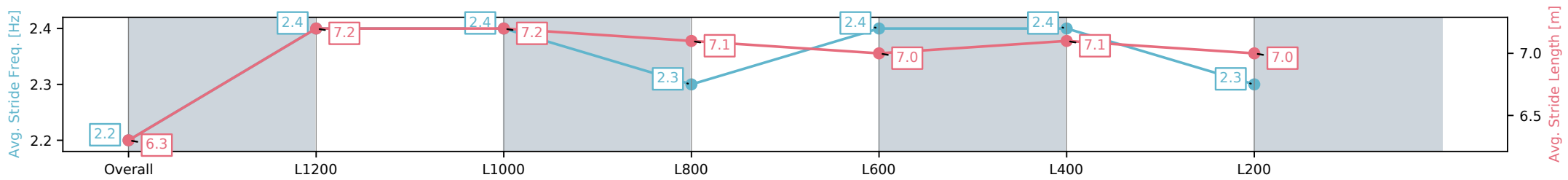
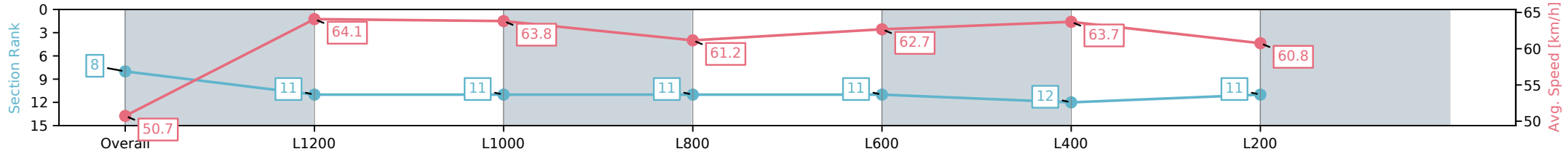
Race 8: Thomas Farms Handicap - 1400m

04 January 2025 - 12:33PM

Track Rating: Good 4, Weather: Fine, Rail Position: True



Section	Overall	L1200	L1000	L800	L600	L400	L200
Section Times	1:23.87 [8] (0:14.20)	1:09.67 [11] (0:11.25)	0:58.42 [11] (0:11.46)	0:46.96 [11] (0:12.03)	0:34.93 [11] (0:11.80)	0:23.13 [12] (0:11.32)	0:11.81 [11] (0:11.81)
Average Speed [km/h]	50.7	64.1	63.8	61.2	62.7	63.7	60.8
Top Speed [km/h]	63.1	64.4	64.4	62.6	63.1	64.7	62.7
Avg. Dist. to Rail [m]	6.8	3.5	3.0	4.2	6.3	9.8	9.3
Avg. Stride Freq. [Hz]	2.2	2.4	2.4	2.3	2.4	2.4	2.3
Avg. Stride Length [m]	6.3	7.2	7.2	7.1	7.0	7.1	7.0



[] Ranking at each section and finish
 -:-:- No data available at this section
 NA No data available

Horse/Jockey Name	FRANCE'S BOY/Zoe Lloyd
Finish Rank	9
Fastest Section Time (Section)	0:10.86 (L1200)
Top Speed [km/h] (Section)	67.5 (Overall)
Race State	Finished



Thomas Farms RC Murray Bridge SA - Professional

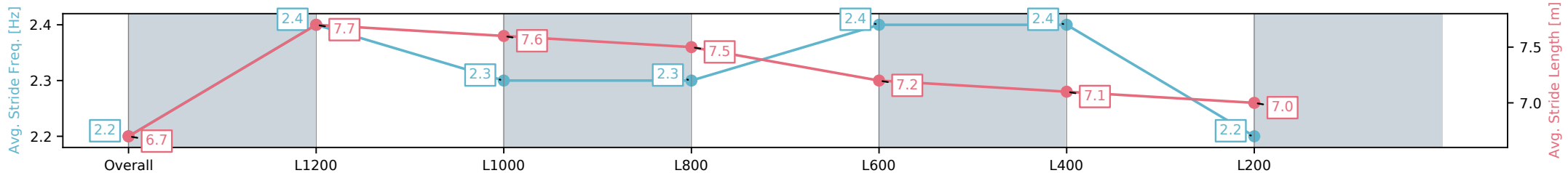
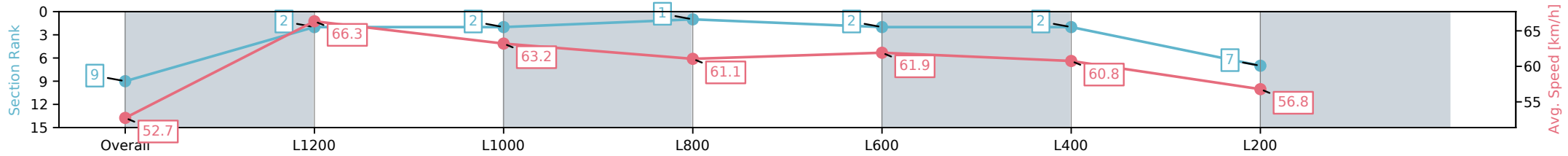
Race 8: Thomas Farms Handicap - 1400m

04 January 2025 - 12:33PM

Track Rating: Good 4, Weather: Fine, Rail Position: True



Section	Overall	L1200	L1000	L800	L600	L400	L200
Section Times	1:24.18 [9] (0:13.69)	1:10.49 [2] (0:10.86)	0:59.63 [2] (0:11.50)	0:48.13 [1] (0:11.90)	0:36.23 [2] (0:11.69)	0:24.54 [2] (0:11.87)	0:12.67 [7] (0:12.67)
Average Speed [km/h]	52.7	66.3	63.2	61.1	61.9	60.8	56.8
Top Speed [km/h]	64.8	67.5	65.2	61.5	63.3	62.4	59.0
Avg. Dist. to Rail [m]	6.1	2.1	2.1	1.7	1.7	2.8	3.0
Avg. Stride Freq. [Hz]	2.2	2.4	2.3	2.3	2.4	2.4	2.2
Avg. Stride Length [m]	6.7	7.7	7.6	7.5	7.2	7.1	7.0



- [] Ranking at each section and finish
- :-:- No data available at this section
- NA No data available

Horse/Jockey Name	TINY REBEL/Caitlin Tootell
Finish Rank	10
Fastest Section Time (Section)	0:11.09 (L1200)
Top Speed [km/h] (Section)	66.4 (Overall)
Race State	Finished



Thomas Farms RC Murray Bridge SA - Professional

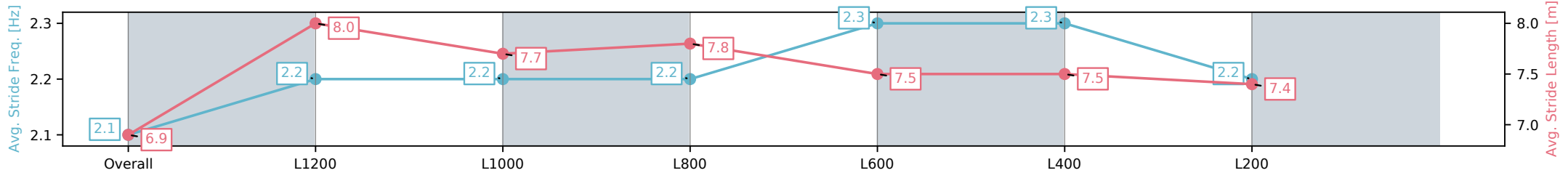
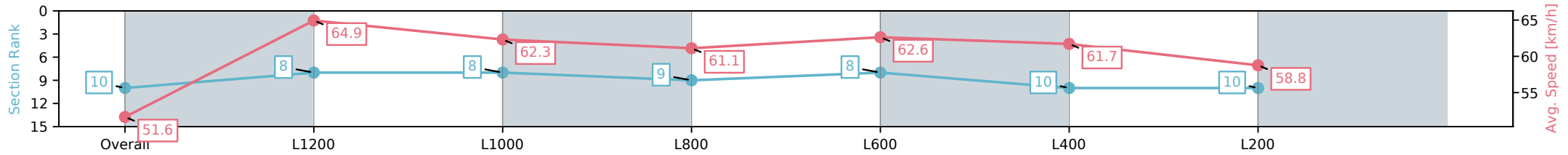
Race 8: Thomas Farms Handicap - 1400m

04 January 2025 - 12:33PM

Track Rating: Good 4, Weather: Fine, Rail Position: True



Section	Overall	L1200	L1000	L800	L600	L400	L200
Section Times	1:24.22 [10] (0:13.96)	1:10.26 [8] (0:11.09)	0:59.17 [8] (0:11.57)	0:47.59 [9] (0:11.90)	0:35.69 [8] (0:11.76)	0:23.93 [10] (0:11.69)	0:12.24 [10] (0:12.24)
Average Speed [km/h]	51.6	64.9	62.3	61.1	62.6	61.7	58.8
Top Speed [km/h]	66.4	66.4	64.0	62.3	63.3	63.5	60.8
Avg. Dist. to Rail [m]	2.9	0.4	0.6	2.3	5.1	7.2	8.7
Avg. Stride Freq. [Hz]	2.1	2.2	2.2	2.2	2.3	2.3	2.2
Avg. Stride Length [m]	6.9	8.0	7.7	7.8	7.5	7.5	7.4



- [] Ranking at each section and finish
- :-:- No data available at this section
- NA No data available

Horse/Jockey Name	BILLIE BRONX/Margaret Collett
Finish Rank	11
Fastest Section Time (Section)	0:10.97 (L1200)
Top Speed [km/h] (Section)	66.1 (Overall)
Race State	Finished



Thomas Farms RC Murray Bridge SA - Professional

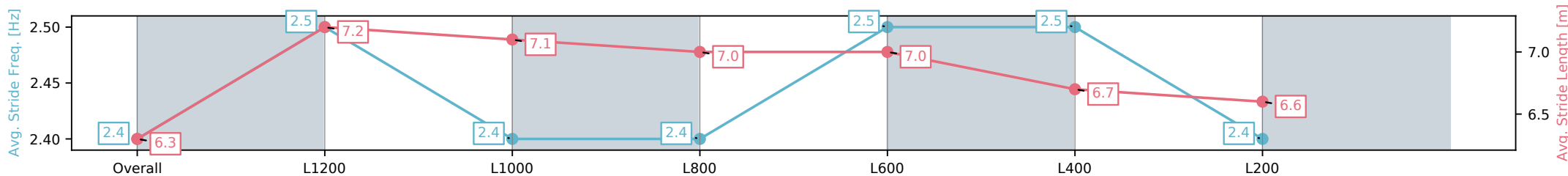
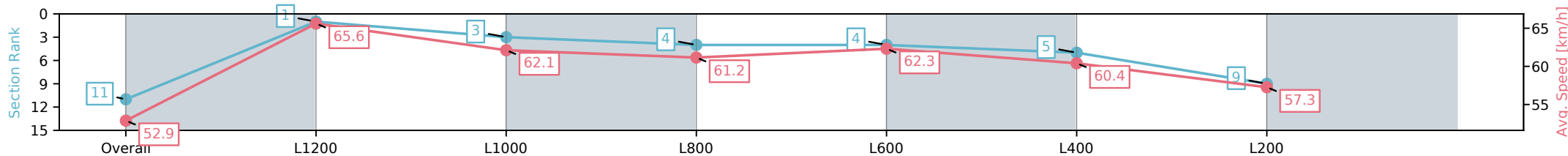
Race 8: Thomas Farms Handicap - 1400m

04 January 2025 - 12:33PM

Track Rating: Good 4, Weather: Fine, Rail Position: True



Section	Overall	L1200	L1000	L800	L600	L400	L200
Section Times	1:24.42 [11] (0:13.61)	1:10.81 [1] (0:10.97)	0:59.84 [3] (0:11.65)	0:48.19 [4] (0:11.95)	0:36.24 [4] (0:11.75)	0:24.49 [5] (0:11.91)	0:12.58 [9] (0:12.57)
Average Speed [km/h]	52.9	65.6	62.1	61.2	62.3	60.4	57.3
Top Speed [km/h]	64.5	66.1	65.0	62.9	63.7	63.2	59.0
Avg. Dist. to Rail [m]	0.3	0.4	0.9	2.9	3.9	5.6	6.0
Avg. Stride Freq. [Hz]	2.4	2.5	2.4	2.4	2.5	2.5	2.4
Avg. Stride Length [m]	6.3	7.2	7.1	7.0	7.0	6.7	6.6



- [] Ranking at each section and finish
- :-:- No data available at this section
- NA No data available

Horse/Jockey Name	BROWN NOSE DAY GAL/Alana Livesey
Finish Rank	12
Fastest Section Time (Section)	0:11.15 (L1200)
Top Speed [km/h] (Section)	65.4 (L1200)
Race State	Finished



Thomas Farms RC Murray Bridge SA - Professional

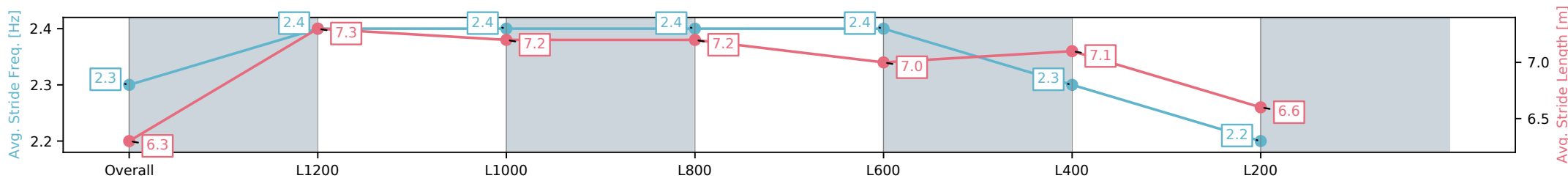
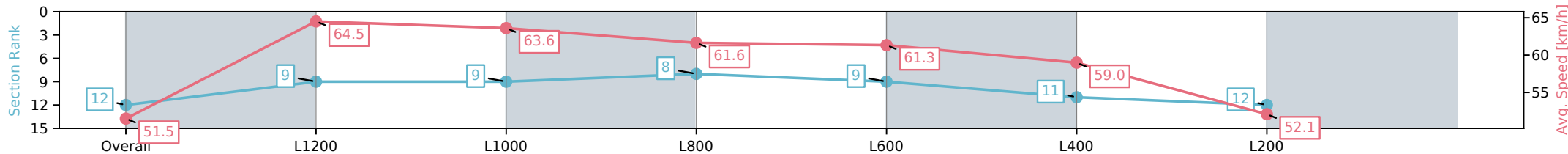
Race 8: Thomas Farms Handicap - 1400m

04 January 2025 - 12:33PM

Track Rating: Good 4, Weather: Fine, Rail Position: True



Section	Overall	L1200	L1000	L800	L600	L400	L200
Section Times	1:26.66 [12] (0:13.99)	1:12.67 [9] (0:11.15)	1:01.52 [9] (0:11.42)	0:50.10 [8] (0:11.97)	0:38.13 [9] (0:12.10)	0:26.03 [11] (0:12.22)	0:13.81 [12] (0:13.81)
Average Speed [km/h]	51.5	64.5	63.6	61.6	61.3	59.0	52.1
Top Speed [km/h]	64.5	65.2	65.4	63.3	63.1	62.6	55.7
Avg. Dist. to Rail [m]	3.6	1.0	1.7	4.7	7.3	9.3	9.9
Avg. Stride Freq. [Hz]	2.3	2.4	2.4	2.4	2.4	2.3	2.2
Avg. Stride Length [m]	6.3	7.3	7.2	7.2	7.0	7.1	6.6



- [] Ranking at each section and finish
- :-:- No data available at this section
- NA No data available