



RACINGSA

Thomas Farms RC Murray Bridge SA

Race 7: Fred Vella Tyre & Crash Repairs Handicap - 1100m

04 January 2025 - 12:01PM

Track Rating: Good 4, Weather: Fine, Rail Position: True



Murray Bridge
Racing Club

| Section | | | | | | | | Overall | L1000 | L800 | L600 | L400 | L200 | | |
|-------------|----|--|---------|---------------------|---------------------|---------------|----------------------|--------------------------|--------------------------|--------------------------|--------------------------|--------------------------|----------------------|--------|--|
| Field Times | | | | | | | | 1:05.23 (0:08.49) | 0:56.74 (0:11.10) | 0:45.65 (0:10.91) | 0:34.73 (0:11.63) | 0:23.10 (0:11.25) | 0:11.85 (0:11.85) | Margin | Distance Travelled From Winner [m] |
| Position | # | Horse/Jockey | Barrier | Top Speed [km/h] | Fastest Section | First 400m | | | | | | | | | |
| 1 | 2 | PURE BLISS Rochelle Milnes | 1 | 67.3 1000-800 | 0:11.03 1000-800 | 0:25.12 | 1:05.23 (0:08.64) | 0:56.59 [4] (0:11.03) | 0:45.56 [4] (0:11.03) | 0:34.53 [2] (0:11.42) | 0:23.11 [1] (0:11.26) | 0:11.85 [2] (0:11.85) | 1:05.23 | | |
| 2 | 10 | TRANTORO Alana Livesey | 5 | 66.7 1200-1000 | 0:11.03 800-600 | 0:25.22 | 1:05.29 (0:08.67) | 0:56.62 [5] (0:11.13) | 0:45.49 [5] (0:11.03) | 0:34.46 [4] (0:11.49) | 0:22.97 [4] (0:11.20) | 0:11.77 [3] (0:11.77) | 0.34L | +4 | |
| 3 | 1 | FINE FUTURE Matthew Chadwick | 6 | 68.8 1000-800 | 0:10.94 800-600 | 0:25.60 | 1:05.31 (0:09.18) | 0:56.13 [8] (0:11.08) | 0:45.05 [8] (0:10.94) | 0:34.11 [8] (0:11.24) | 0:22.87 [7] (0:11.27) | 0:11.60 [5] (0:11.60) | 0.48L | -1 | |
| 4 | 3 | EL CAPONY Jason Holder | 8 | 67.2 1200-1000 | 0:10.96 800-600 | 0:25.56 | 1:05.36 (0:09.07) | 0:56.29 [7] (0:11.07) | 0:45.22 [7] (0:10.96) | 0:34.26 [7] (0:11.27) | 0:22.99 [6] (0:11.00) | 0:11.99 [1] (0:11.99) | 0.81L | +4 | |
| 5 | 9 | LAKE AGAWAM Emily Finnegan | 3 | 66.5 1000-800 | 0:10.99 800-600 | 0:25.39 | 1:05.50 (0:08.81) | 0:56.69 [6] (0:11.12) | 0:45.57 [6] (0:10.99) | 0:34.58 [5] (0:11.23) | 0:23.35 [2] (0:11.40) | 0:11.95 [4] (0:11.95) | 1.79L | -2 | |
| 6 | 8 | IMMORTAL SPIRIT Teagan Voorham | 7 | 68.8 1000-800 | 0:10.88 800-600 | 0:24.92 | 1:06.21 (0:08.63) | 0:57.58 [3] (0:10.98) | 0:46.60 [2] (0:10.88) | 0:35.72 [1] (0:11.67) | 0:24.05 [3] (0:11.56) | 0:12.49 [6] (0:12.49) | 6.45L | +6 | |
| 7 | 4 | KINDRA PARK Stacey Metcalfe | 2 | 66.9 1200-1000 | 0:10.98 1000-800 | 0:25.00 | 1:06.84 (0:08.60) | 0:58.24 [2] (0:10.98) | 0:47.26 [1] (0:11.20) | 0:36.06 [3] (0:11.56) | 0:24.49 [5] (0:11.74) | 0:12.75 [7] (0:12.75) | 10.64L | +3 | |
| 8 | 6 | JACKSET Jessica Tzaferis | 4 | 67.0 1000-800 | 0:11.18 1000-800 | 0:25.14 | 1:10.58 (0:08.48) | 1:02.10 [1] (0:11.18) | 0:50.92 [3] (0:11.34) | 0:39.58 [6] (0:12.31) | 0:27.27 [8] (0:13.09) | 0:14.18 [8] (0:14.18) | 35.41L | +4 | |

Scratched: Prancethrulife (#5), My Haruconi (#7)

- [] Position in running at each section and finish
- #: Saddle cloth number
- :--:-- No data available at this section
- DNF Did not finish
- NA No data available
- DNT Did not track
- █ Background shading for fastest section

| | |
|--------------------------------|----------------------------|
| Horse/Jockey Name | PURE BLISS/Rochelle Milnes |
| Finish Rank | 1 |
| Fastest Section Time (Section) | 0:11.03 (L1000) |
| Top Speed [km/h] (Section) | 67.3 (L1000) |
| Race State | Finished |



Thomas Farms RC Murray Bridge SA - Professional

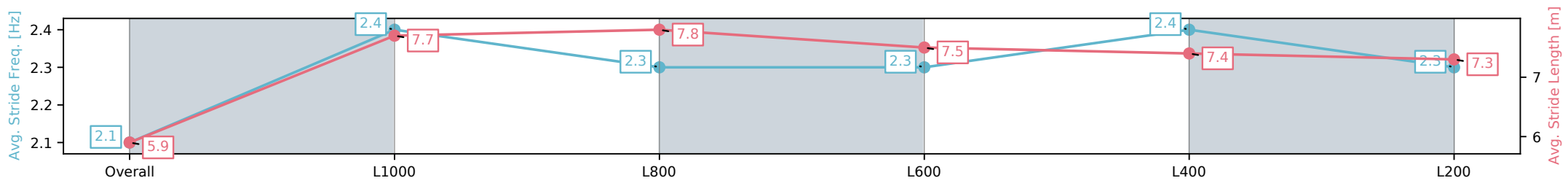
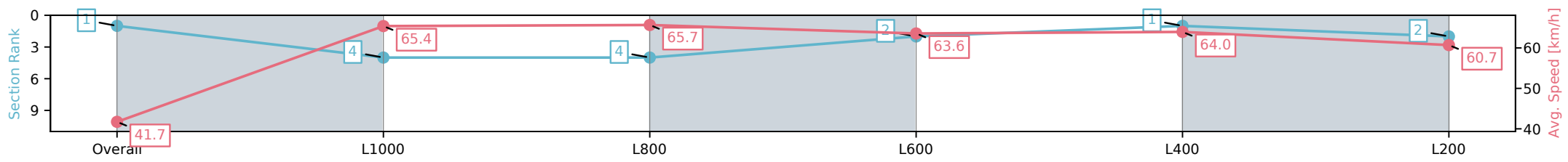
Race 7: Fred Vella Tyre & Crash Repairs Handicap - 1100m

04 January 2025 - 12:01PM

Track Rating: Good 4, Weather: Fine, Rail Position: True



| Section | Overall | L1000 | L800 | L600 | L400 | L200 |
|------------------------|--------------------------|--------------------------|--------------------------|--------------------------|--------------------------|--------------------------|
| Section Times | 1:05.23 [1] (0:08.64) | 0:56.59 [4] (0:11.03) | 0:45.56 [4] (0:11.03) | 0:34.53 [2] (0:11.42) | 0:23.11 [1] (0:11.26) | 0:11.85 [2] (0:11.85) |
| Average Speed [km/h] | 41.7 | 65.4 | 65.7 | 63.6 | 64.0 | 60.7 |
| Top Speed [km/h] | 61.7 | 66.8 | 67.3 | 64.8 | 65.0 | 63.8 |
| Avg. Dist. to Rail [m] | 1.5 | 2.4 | 3.3 | 2.0 | 4.3 | 4.1 |
| Avg. Stride Freq. [Hz] | 2.1 | 2.4 | 2.3 | 2.3 | 2.4 | 2.3 |
| Avg. Stride Length [m] | 5.9 | 7.7 | 7.8 | 7.5 | 7.4 | 7.3 |



[] Ranking at each section and finish
 -:-:- No data available at this section
 NA No data available

| | |
|--------------------------------|------------------------|
| Horse/Jockey Name | TRANTORO/Alana Livesey |
| Finish Rank | 2 |
| Fastest Section Time (Section) | 0:11.03 (L800) |
| Top Speed [km/h] (Section) | 66.7 (Overall) |
| Race State | Finished |



Thomas Farms RC Murray Bridge SA - Professional

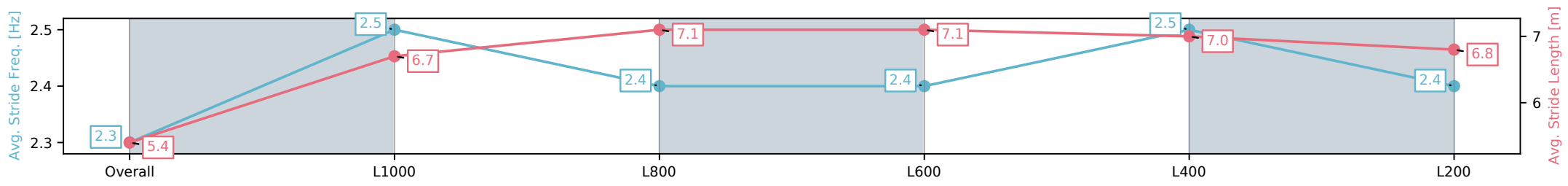
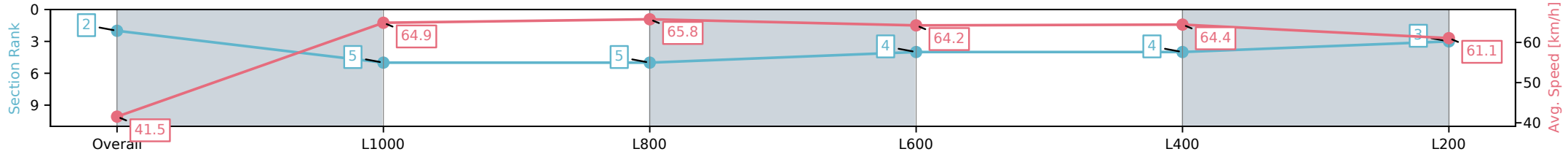
Race 7: Fred Vella Tyre & Crash Repairs Handicap - 1100m

04 January 2025 - 12:01PM

Track Rating: Good 4, Weather: Fine, Rail Position: True



| Section | Overall | L1000 | L800 | L600 | L400 | L200 |
|------------------------|--------------------------|--------------------------|--------------------------|--------------------------|--------------------------|--------------------------|
| Section Times | 1:05.29 [2] (0:08.67) | 0:56.62 [5] (0:11.13) | 0:45.49 [5] (0:11.03) | 0:34.46 [4] (0:11.49) | 0:22.97 [4] (0:11.20) | 0:11.77 [3] (0:11.77) |
| Average Speed [km/h] | 41.5 | 64.9 | 65.8 | 64.2 | 64.4 | 61.1 |
| Top Speed [km/h] | 61.2 | 66.7 | 66.3 | 65.8 | 64.9 | 63.5 |
| Avg. Dist. to Rail [m] | 3.8 | 1.6 | 3.0 | 6.3 | 9.0 | 8.6 |
| Avg. Stride Freq. [Hz] | 2.3 | 2.5 | 2.4 | 2.4 | 2.5 | 2.4 |
| Avg. Stride Length [m] | 5.4 | 6.7 | 7.1 | 7.1 | 7.0 | 6.8 |



[] Ranking at each section and finish
 -:-:- No data available at this section
 NA No data available

| | |
|--------------------------------|------------------------------|
| Horse/Jockey Name | FINE FUTURE/Matthew Chadwick |
| Finish Rank | 3 |
| Fastest Section Time (Section) | 0:10.94 (L800) |
| Top Speed [km/h] (Section) | 68.8 (L1000) |
| Race State | Finished |



Thomas Farms RC Murray Bridge SA - Professional

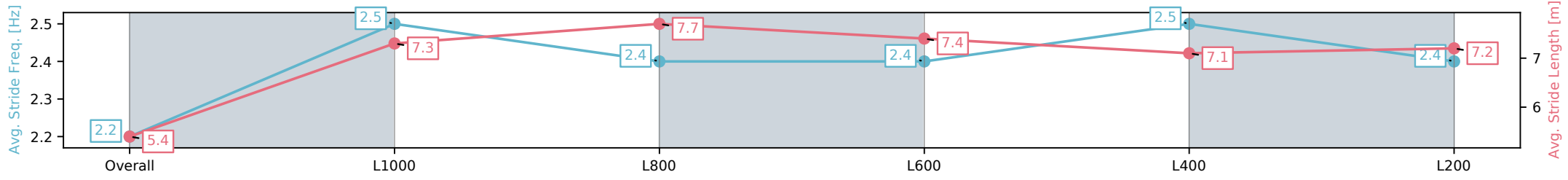
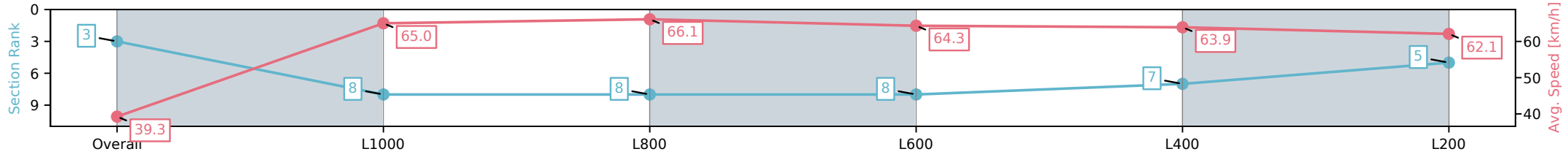
Race 7: Fred Vella Tyre & Crash Repairs Handicap - 1100m

04 January 2025 - 12:01PM

Track Rating: Good 4, Weather: Fine, Rail Position: True



| Section | Overall | L1000 | L800 | L600 | L400 | L200 |
|------------------------|--------------------------|--------------------------|--------------------------|--------------------------|--------------------------|--------------------------|
| Section Times | 1:05.31 [3] (0:09.18) | 0:56.13 [8] (0:11.08) | 0:45.05 [8] (0:10.94) | 0:34.11 [8] (0:11.24) | 0:22.87 [7] (0:11.27) | 0:11.60 [5] (0:11.60) |
| Average Speed [km/h] | 39.3 | 65.0 | 66.1 | 64.3 | 63.9 | 62.1 |
| Top Speed [km/h] | 59.5 | 67.2 | 68.8 | 66.1 | 64.7 | 63.3 |
| Avg. Dist. to Rail [m] | 5.8 | 0.9 | 1.7 | 1.3 | 3.5 | 5.5 |
| Avg. Stride Freq. [Hz] | 2.2 | 2.5 | 2.4 | 2.4 | 2.5 | 2.4 |
| Avg. Stride Length [m] | 5.4 | 7.3 | 7.7 | 7.4 | 7.1 | 7.2 |



[] Ranking at each section and finish
 -:-:- No data available at this section
 NA No data available

| | |
|--------------------------------|------------------------|
| Horse/Jockey Name | EL CAPONY/Jason Holder |
| Finish Rank | 4 |
| Fastest Section Time (Section) | 0:10.96 (L800) |
| Top Speed [km/h] (Section) | 67.2 (Overall) |
| Race State | Finished |



Thomas Farms RC Murray Bridge SA - Professional

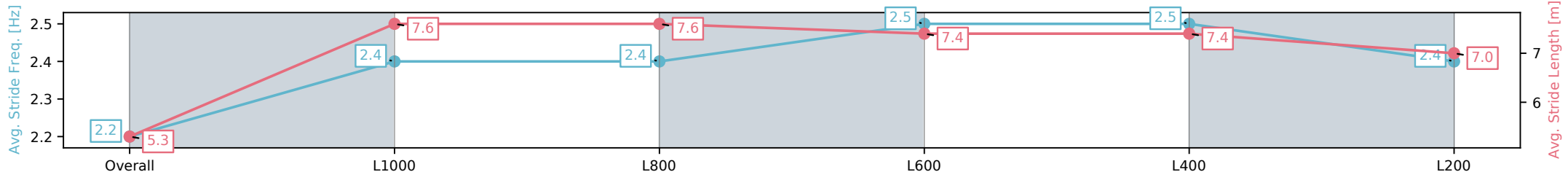
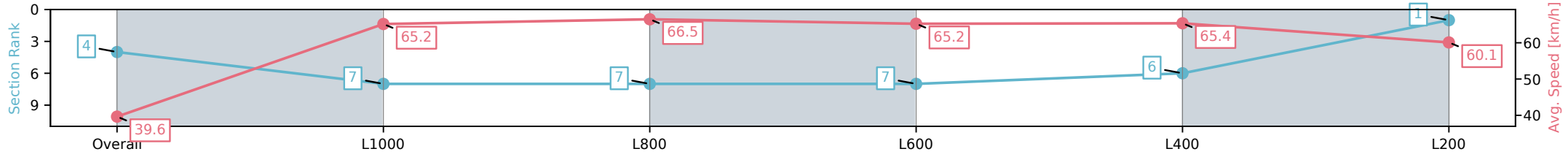
Race 7: Fred Vella Tyre & Crash Repairs Handicap - 1100m

04 January 2025 - 12:01PM

Track Rating: Good 4, Weather: Fine, Rail Position: True



| Section | Overall | L1000 | L800 | L600 | L400 | L200 |
|------------------------|--------------------------|--------------------------|--------------------------|--------------------------|--------------------------|--------------------------|
| Section Times | 1:05.36 [4] (0:09.07) | 0:56.29 [7] (0:11.07) | 0:45.22 [7] (0:10.96) | 0:34.26 [7] (0:11.27) | 0:22.99 [6] (0:11.00) | 0:11.99 [1] (0:11.99) |
| Average Speed [km/h] | 39.6 | 65.2 | 66.5 | 65.2 | 65.4 | 60.1 |
| Top Speed [km/h] | 60.3 | 67.2 | 67.2 | 66.4 | 66.6 | 63.4 |
| Avg. Dist. to Rail [m] | 8.3 | 3.9 | 4.4 | 5.2 | 8.2 | 7.1 |
| Avg. Stride Freq. [Hz] | 2.2 | 2.4 | 2.4 | 2.5 | 2.5 | 2.4 |
| Avg. Stride Length [m] | 5.3 | 7.6 | 7.6 | 7.4 | 7.4 | 7.0 |



[] Ranking at each section and finish
 -:-:- No data available at this section
 NA No data available

| | |
|--------------------------------|----------------------------|
| Horse/Jockey Name | LAKE AGAWAM/Emily Finnegan |
| Finish Rank | 5 |
| Fastest Section Time (Section) | 0:10.99 (L800) |
| Top Speed [km/h] (Section) | 66.5 (L1000) |
| Race State | Finished |



Thomas Farms RC Murray Bridge SA - Professional

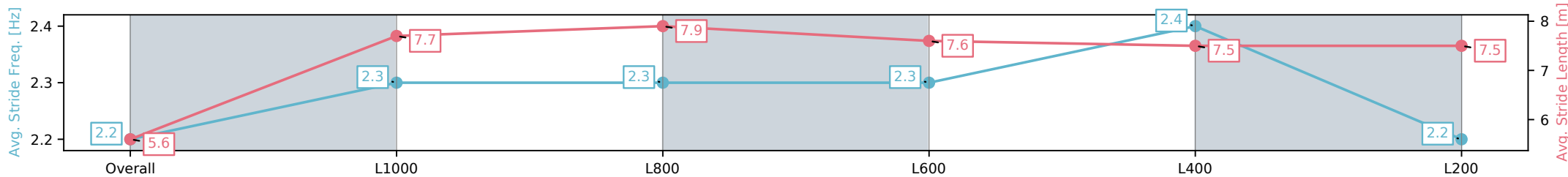
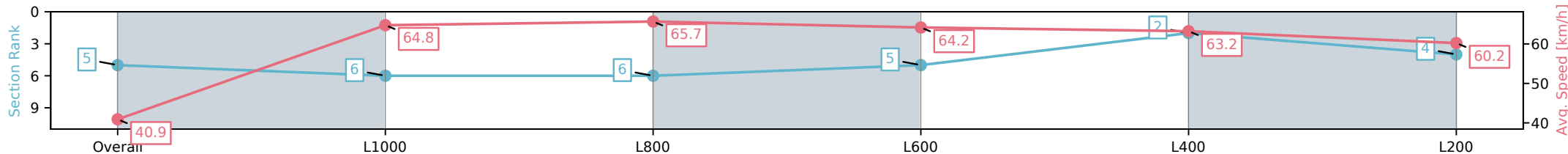
Race 7: Fred Vella Tyre & Crash Repairs Handicap - 1100m

04 January 2025 - 12:01PM

Track Rating: Good 4, Weather: Fine, Rail Position: True



| Section | Overall | L1000 | L800 | L600 | L400 | L200 |
|------------------------|--------------------------|--------------------------|--------------------------|--------------------------|--------------------------|--------------------------|
| Section Times | 1:05.50 [5] (0:08.81) | 0:56.69 [6] (0:11.12) | 0:45.57 [6] (0:10.99) | 0:34.58 [5] (0:11.23) | 0:23.35 [2] (0:11.40) | 0:11.95 [4] (0:11.95) |
| Average Speed [km/h] | 40.9 | 64.8 | 65.7 | 64.2 | 63.2 | 60.2 |
| Top Speed [km/h] | 60.9 | 66.4 | 66.5 | 65.4 | 64.6 | 62.1 |
| Avg. Dist. to Rail [m] | 2.5 | 0.7 | 1.6 | 0.7 | 2.4 | 2.9 |
| Avg. Stride Freq. [Hz] | 2.2 | 2.3 | 2.3 | 2.3 | 2.4 | 2.2 |
| Avg. Stride Length [m] | 5.6 | 7.7 | 7.9 | 7.6 | 7.5 | 7.5 |



- [] Ranking at each section and finish
- :-:- No data available at this section
- NA No data available

| | |
|--------------------------------|--------------------------------|
| Horse/Jockey Name | IMMORTAL SPIRIT/Teagan Voorham |
| Finish Rank | 6 |
| Fastest Section Time (Section) | 0:10.88 (L800) |
| Top Speed [km/h] (Section) | 68.8 (L1000) |
| Race State | Finished |



Thomas Farms RC Murray Bridge SA - Professional

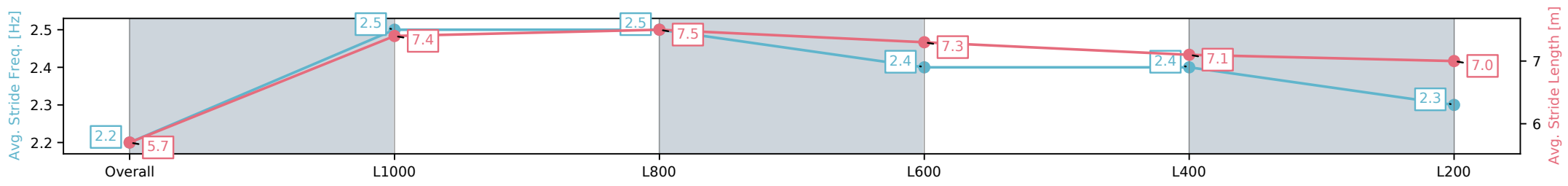
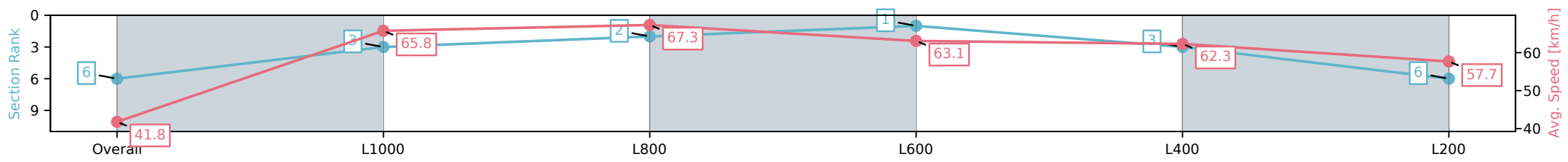
Race 7: Fred Vella Tyre & Crash Repairs Handicap - 1100m

04 January 2025 - 12:01PM

Track Rating: Good 4, Weather: Fine, Rail Position: True



| Section | Overall | L1000 | L800 | L600 | L400 | L200 |
|------------------------|--------------------------|--------------------------|--------------------------|--------------------------|--------------------------|--------------------------|
| Section Times | 1:06.21 [6] (0:08.63) | 0:57.58 [3] (0:10.98) | 0:46.60 [2] (0:10.88) | 0:35.72 [1] (0:11.67) | 0:24.05 [3] (0:11.56) | 0:12.49 [6] (0:12.49) |
| Average Speed [km/h] | 41.8 | 65.8 | 67.3 | 63.1 | 62.3 | 57.7 |
| Top Speed [km/h] | 62.1 | 67.9 | 68.8 | 64.7 | 63.5 | 61.7 |
| Avg. Dist. to Rail [m] | 7.9 | 5.5 | 6.4 | 5.3 | 6.1 | 7.0 |
| Avg. Stride Freq. [Hz] | 2.2 | 2.5 | 2.5 | 2.4 | 2.4 | 2.3 |
| Avg. Stride Length [m] | 5.7 | 7.4 | 7.5 | 7.3 | 7.1 | 7.0 |



[] Ranking at each section and finish
 -:-:- No data available at this section
 NA No data available

| | |
|--------------------------------|-----------------------------|
| Horse/Jockey Name | KINDRA PARK/Stacey Metcalfe |
| Finish Rank | 7 |
| Fastest Section Time (Section) | 0:10.98 (L1000) |
| Top Speed [km/h] (Section) | 66.9 (Overall) |
| Race State | Finished |



Thomas Farms RC Murray Bridge SA - Professional

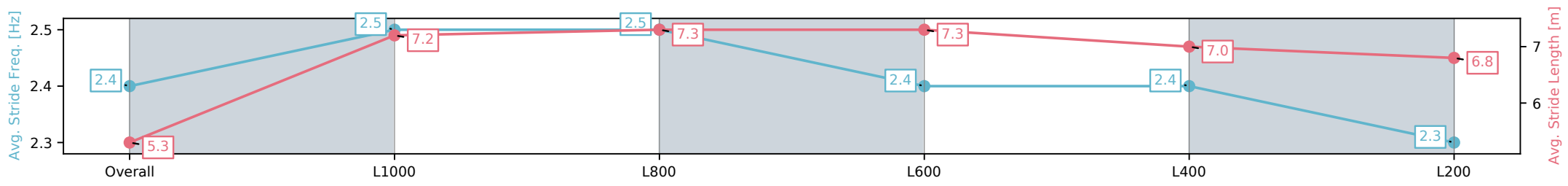
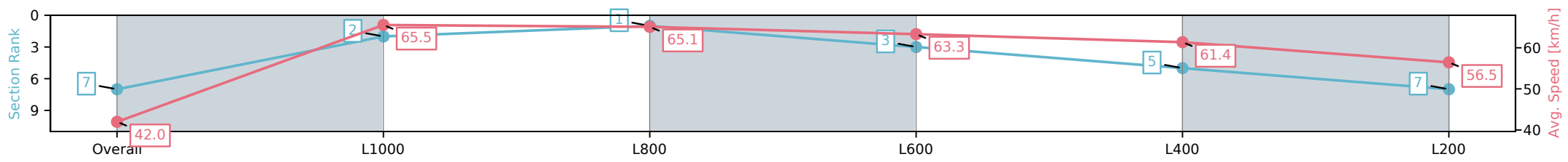
Race 7: Fred Vella Tyre & Crash Repairs Handicap - 1100m

04 January 2025 - 12:01PM

Track Rating: Good 4, Weather: Fine, Rail Position: True



| Section | Overall | L1000 | L800 | L600 | L400 | L200 |
|------------------------|--------------------------|--------------------------|--------------------------|--------------------------|--------------------------|--------------------------|
| Section Times | 1:06.84 [7] (0:08.60) | 0:58.24 [2] (0:10.98) | 0:47.26 [1] (0:11.20) | 0:36.06 [3] (0:11.56) | 0:24.49 [5] (0:11.74) | 0:12.75 [7] (0:12.75) |
| Average Speed [km/h] | 42.0 | 65.5 | 65.1 | 63.3 | 61.4 | 56.5 |
| Top Speed [km/h] | 62.3 | 66.9 | 66.4 | 65.0 | 62.9 | 59.6 |
| Avg. Dist. to Rail [m] | 2.9 | 2.7 | 4.0 | 4.2 | 5.6 | 6.7 |
| Avg. Stride Freq. [Hz] | 2.4 | 2.5 | 2.5 | 2.4 | 2.4 | 2.3 |
| Avg. Stride Length [m] | 5.3 | 7.2 | 7.3 | 7.3 | 7.0 | 6.8 |



[] Ranking at each section and finish
 -:-:- No data available at this section
 NA No data available

| | |
|--------------------------------|--------------------------|
| Horse/Jockey Name | JACKSET/Jessica Tzaferis |
| Finish Rank | 8 |
| Fastest Section Time (Section) | 0:11.18 (L1000) |
| Top Speed [km/h] (Section) | 67.0 (L1000) |
| Race State | Finished |



Thomas Farms RC Murray Bridge SA - Professional

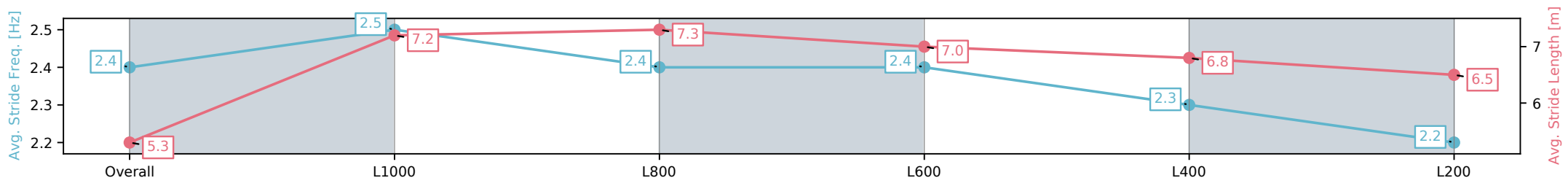
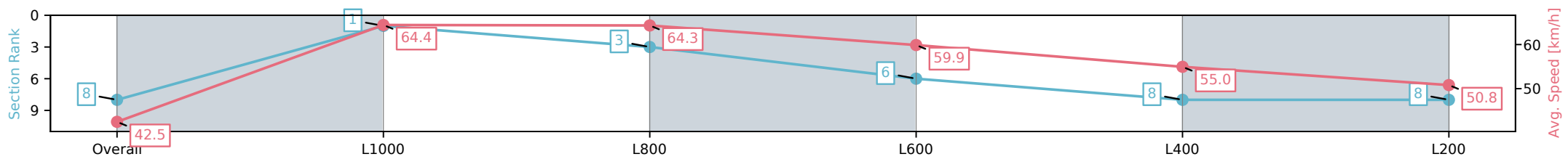
Race 7: Fred Vella Tyre & Crash Repairs Handicap - 1100m

04 January 2025 - 12:01PM

Track Rating: Good 4, Weather: Fine, Rail Position: True



| Section | Overall | L1000 | L800 | L600 | L400 | L200 |
|------------------------|--------------------------|--------------------------|--------------------------|--------------------------|--------------------------|--------------------------|
| Section Times | 1:10.58 [8] (0:08.48) | 1:02.10 [1] (0:11.18) | 0:50.92 [3] (0:11.34) | 0:39.58 [6] (0:12.31) | 0:27.27 [8] (0:13.09) | 0:14.18 [8] (0:14.18) |
| Average Speed [km/h] | 42.5 | 64.4 | 64.3 | 59.9 | 55.0 | 50.8 |
| Top Speed [km/h] | 62.7 | 66.0 | 67.0 | 64.0 | 58.0 | 53.0 |
| Avg. Dist. to Rail [m] | 4.9 | 3.5 | 4.6 | 5.6 | 6.6 | 5.2 |
| Avg. Stride Freq. [Hz] | 2.4 | 2.5 | 2.4 | 2.4 | 2.3 | 2.2 |
| Avg. Stride Length [m] | 5.3 | 7.2 | 7.3 | 7.0 | 6.8 | 6.5 |



[] Ranking at each section and finish
 -:-:- No data available at this section
 NA No data available