



RACINGSA

Thomas Farms RC Murray Bridge SA
Race 5: Thomas Farms Handicap - 1600m
04 January 2025 - 10:58AM

Track Rating: Good 4, Weather: Fine, Rail Position: True



Murray Bridge
Racing Club

Section	Overall	L1400	L1200	L1000	L800	L600
Field Times	1:39.19 (0:13.90)	1:25.28 (0:12.82)	1:12.47 (0:12.70)	0:59.77 (0:12.84)	0:46.94 (0:12.39)	0:34.55 (0:11.40)

Position	#	Horse/Jockey	Barrier	Top Speed [km/h]	Fastest Section	First 400m	Overall	L1400	L1200	L1000	L800	L600	Distance Travelled From Winner [m]
1	1	MORRIS MINOR Rochelle Milnes	1	66.5 800-600	0:11.07 400-200	0:26.95	1:39.19 (0:14.18)	1:25.01 [3] (0:12.77)	1:12.24 [3] (0:12.61)	0:59.63 [2] (0:12.69)	0:46.94 [1] (0:12.45)	0:34.49 [2] (0:11.56)	
2	3	RABTAT Todd Pannell	3	65.8 600-400	0:11.17 400-200	0:27.17	1:39.34 (0:14.36)	1:24.98 [4] (0:12.81)	1:12.17 [4] (0:12.67)	0:59.50 [4] (0:12.82)	0:46.68 [4] (0:12.34)	0:34.34 [4] (0:11.57)	+1
3	7	ENLIST Jacob Opperman	5	65.3 800-600	0:11.24 400-200	0:27.38	1:39.52 (0:14.62)	1:24.90 [6] (0:12.76)	1:12.14 [5] (0:12.68)	0:59.46 [5] (0:12.83)	0:46.63 [5] (0:12.31)	0:34.32 [5] (0:11.32)	-2
4	4	LOMAX Lachlan Neindorf	4	65.8 600-400	0:11.16 400-200	0:27.49	1:39.53 (0:14.61)	1:24.92 [5] (0:12.88)	1:12.04 [6] (0:12.64)	0:59.40 [6] (0:12.83)	0:46.57 [6] (0:12.24)	0:34.33 [6] (0:11.47)	+3
5	8	THE TANK Jessica Tzaferis	6	65.4 800-600	0:11.40 600-400	0:26.71	1:39.61 (0:13.89)	1:25.72 [1] (0:12.82)	1:12.90 [1] (0:12.70)	1:00.20 [1] (0:12.93)	0:47.27 [2] (0:12.30)	0:34.97 [1] (0:11.40)	-3
6	5	ASTRODEAN Alana Livesey	2	65.1 800-600	0:11.35 400-200	0:26.87	1:39.65 (0:14.11)	1:25.54 [2] (0:12.76)	1:12.78 [2] (0:12.70)	1:00.08 [3] (0:12.85)	0:47.23 [3] (0:12.31)	0:34.92 [3] (0:11.38)	+1

Scratched: Proven Correct (#2), Harley'n'rose (#6), Tokyo Run (#9)

- [] Position in running at each section and finish
- #: Saddle cloth number
- :--:-- No data available at this section
- DNF Did not finish
- NA No data available
- DNT Did not track
- █ Background shading for fastest section



RACINGSA

Thomas Farms RC Murray Bridge SA Race 5: Thomas Farms Handicap - 1600m 04 January 2025 - 10:58AM



Murray Bridge
Racing Club

Track Rating: Good 4, Weather: Fine, Rail Position: True

Section Field Times

L400
0:23.15
(0:11.28)
L200
0:11.86
(0:11.86)

Position	#	Horse/Jockey	Barrier	Top Speed [km/h]	Fastest Section	First 400m			Margin					Distance Travelled From Winner [m]
1	1	MORRIS MINOR Rochelle Milnes	1	66.5 800-600	0:11.07 400-200	0:26.95	0:22.93 [3] (0:11.07)	0:11.86 [1] (0:11.86)	1:39.19					
2	3	RABTAT Todd Pannell	3	65.8 600-400	0:11.17 400-200	0:27.17	0:22.76 [5] (0:11.17)	0:11.59 [4] (0:11.59)	1.0L					+1
3	7	ENLIST Jacob Opperman	5	65.3 800-600	0:11.24 400-200	0:27.38	0:23.00 [4] (0:11.24)	0:11.76 [5] (0:11.76)	2.21L					-2
4	4	LOMAX Lachlan Neindorf	4	65.8 600-400	0:11.16 400-200	0:27.49	0:22.86 [6] (0:11.16)	0:11.70 [6] (0:11.70)	2.23L					+3
5	8	THE TANK Jessica Tzaferis	6	65.4 800-600	0:11.40 600-400	0:26.71	0:23.57 [1] (0:11.51)	0:12.06 [3] (0:12.06)	2.76L					-3
6	5	ASTRODEAN Alana Livesey	2	65.1 800-600	0:11.35 400-200	0:26.87	0:23.54 [2] (0:11.35)	0:12.19 [2] (0:12.19)	3.07L					+1

Scratched: Proven Correct (#2), Harley'n'rose (#6), Tokyo Run (#9)

- [] Position in running at each section and finish
- #: Saddle cloth number
- :--:-- No data available at this section
- DNF Did not finish
- NA No data available
- DNT Did not track
- █ Background shading for fastest section

Horse/Jockey Name	MORRIS MINOR/Rochelle Milnes
Finish Rank	1
Fastest Section Time (Section)	0:11.07 (L400)
Top Speed [km/h] (Section)	66.5 (L800)
Race State	Finished



Thomas Farms RC Murray Bridge SA - Professional

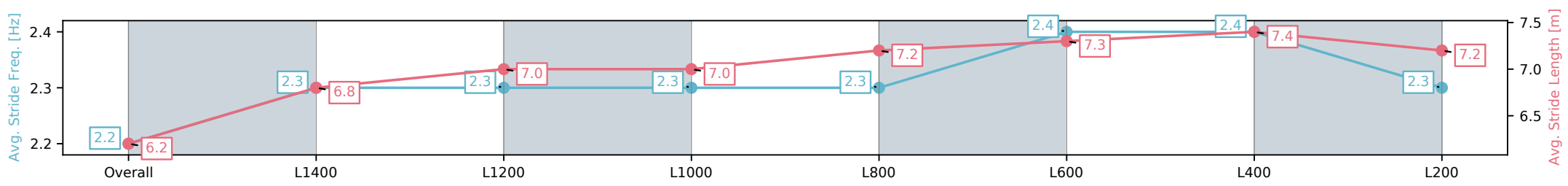
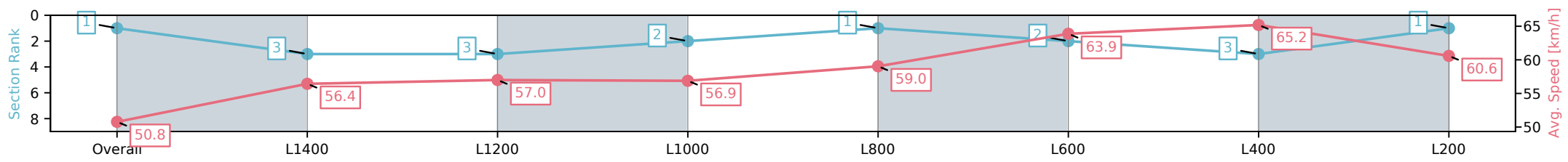
Race 5: Thomas Farms Handicap - 1600m

04 January 2025 - 10:58AM

Track Rating: Good 4, Weather: Fine, Rail Position: True



Section	Overall	L1400	L1200	L1000	L800	L600	L400	L200
Section Times	1:39.19 [1] (0:14.18)	1:25.01 [3] (0:12.77)	1:12.24 [3] (0:12.61)	0:59.63 [2] (0:12.69)	0:46.94 [1] (0:12.45)	0:34.49 [2] (0:11.56)	0:22.93 [3] (0:11.07)	0:11.86 [1] (0:11.86)
Average Speed [km/h]	50.8	56.4	57.0	56.9	59.0	63.9	65.2	60.6
Top Speed [km/h]	57.4	57.9	57.8	58.0	62.8	66.5	66.4	63.7
Avg. Dist. to Rail [m]	1.1	1.8	1.4	0.9	4.0	6.0	6.5	5.9
Avg. Stride Freq. [Hz]	2.2	2.3	2.3	2.3	2.3	2.4	2.4	2.3
Avg. Stride Length [m]	6.2	6.8	7.0	7.0	7.2	7.3	7.4	7.2



[] Ranking at each section and finish
 -:-:- No data available at this section
 NA No data available

Horse/Jockey Name	RABTAT/Todd Pannell
Finish Rank	2
Fastest Section Time (Section)	0:11.17 (L400)
Top Speed [km/h] (Section)	65.8 (L600)
Race State	Finished



Thomas Farms RC Murray Bridge SA - Professional

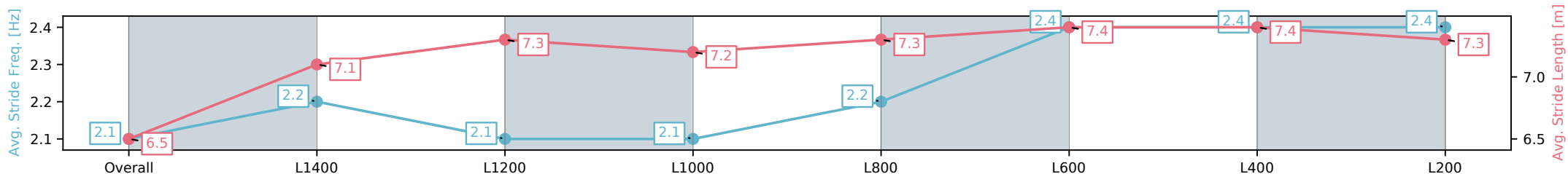
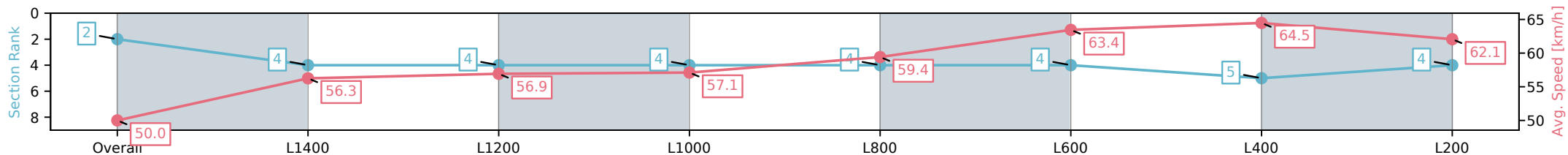
Race 5: Thomas Farms Handicap - 1600m

04 January 2025 - 10:58AM

Track Rating: Good 4, Weather: Fine, Rail Position: True



Section	Overall	L1400	L1200	L1000	L800	L600	L400	L200
Section Times	1:39.34 [2] (0:14.36)	1:24.98 [4] (0:12.81)	1:12.17 [4] (0:12.67)	0:59.50 [4] (0:12.82)	0:46.68 [4] (0:12.34)	0:34.34 [4] (0:11.57)	0:22.76 [5] (0:11.17)	0:11.59 [4] (0:11.59)
Average Speed [km/h]	50.0	56.3	56.9	57.1	59.4	63.4	64.5	62.1
Top Speed [km/h]	55.8	57.0	58.3	58.2	62.5	65.7	65.8	64.3
Avg. Dist. to Rail [m]	2.7	2.0	2.0	3.3	3.8	4.5	6.3	6.9
Avg. Stride Freq. [Hz]	2.1	2.2	2.1	2.1	2.2	2.4	2.4	2.4
Avg. Stride Length [m]	6.5	7.1	7.3	7.2	7.3	7.4	7.4	7.3



- [] Ranking at each section and finish
- :-:- No data available at this section
- NA No data available

Horse/Jockey Name	ENLIST/Jacob Opperman
Finish Rank	3
Fastest Section Time (Section)	0:11.24 (L400)
Top Speed [km/h] (Section)	65.3 (L800)
Race State	Finished



Thomas Farms RC Murray Bridge SA - Professional

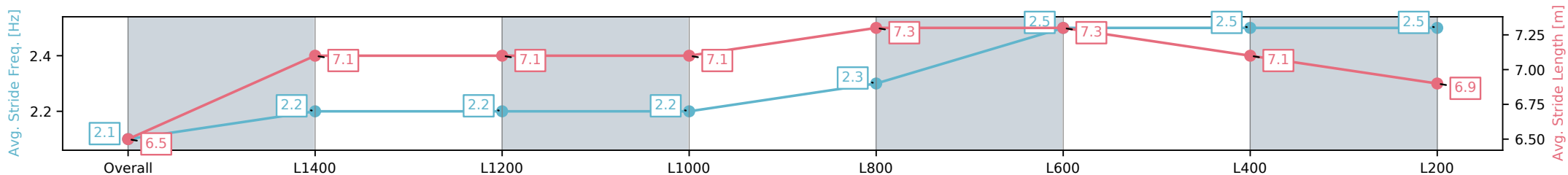
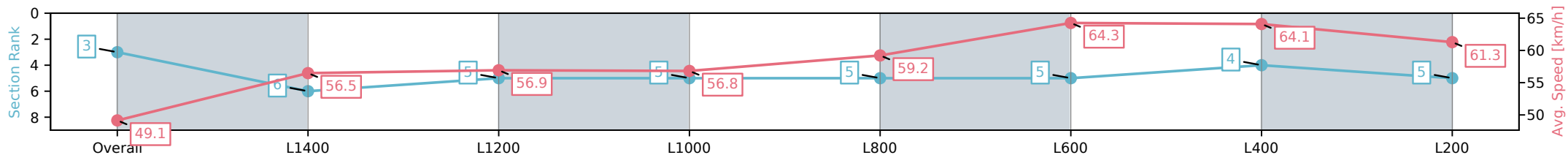
Race 5: Thomas Farms Handicap - 1600m

04 January 2025 - 10:58AM

Track Rating: Good 4, Weather: Fine, Rail Position: True



Section	Overall	L1400	L1200	L1000	L800	L600	L400	L200
Section Times	1:39.52 [3] (0:14.62)	1:24.90 [6] (0:12.76)	1:12.14 [5] (0:12.68)	0:59.46 [5] (0:12.83)	0:46.63 [5] (0:12.31)	0:34.32 [5] (0:11.32)	0:23.00 [4] (0:11.24)	0:11.76 [5] (0:11.76)
Average Speed [km/h]	49.1	56.5	56.9	56.8	59.2	64.3	64.1	61.3
Top Speed [km/h]	56.3	57.6	57.7	57.9	64.6	65.3	64.9	64.1
Avg. Dist. to Rail [m]	3.8	1.2	1.4	2.4	2.7	2.8	7.3	6.3
Avg. Stride Freq. [Hz]	2.1	2.2	2.2	2.2	2.3	2.5	2.5	2.5
Avg. Stride Length [m]	6.5	7.1	7.1	7.1	7.3	7.3	7.1	6.9



- [] Ranking at each section and finish
- :-:- No data available at this section
- NA No data available

Horse/Jockey Name	LOMAX/Lachlan Neindorf
Finish Rank	4
Fastest Section Time (Section)	0:11.16 (L400)
Top Speed [km/h] (Section)	65.8 (L600)
Race State	Finished



Thomas Farms RC Murray Bridge SA - Professional

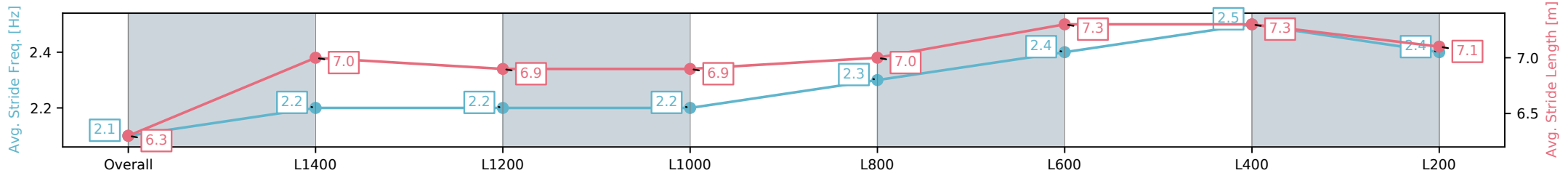
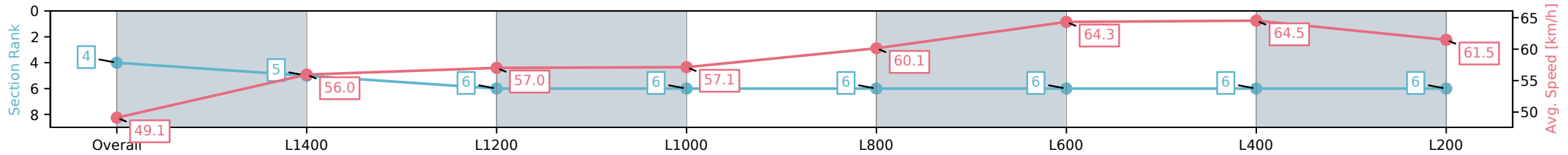
Race 5: Thomas Farms Handicap - 1600m

04 January 2025 - 10:58AM

Track Rating: Good 4, Weather: Fine, Rail Position: True



Section	Overall	L1400	L1200	L1000	L800	L600	L400	L200
Section Times	1:39.53 [4] (0:14.61)	1:24.92 [5] (0:12.88)	1:12.04 [6] (0:12.64)	0:59.40 [6] (0:12.83)	0:46.57 [6] (0:12.24)	0:34.33 [6] (0:11.47)	0:22.86 [6] (0:11.16)	0:11.70 [6] (0:11.70)
Average Speed [km/h]	49.1	56.0	57.0	57.1	60.1	64.3	64.5	61.5
Top Speed [km/h]	57.7	57.5	58.9	58.0	64.6	65.4	65.8	63.8
Avg. Dist. to Rail [m]	3.6	2.4	2.4	3.6	4.2	5.5	8.1	9.2
Avg. Stride Freq. [Hz]	2.1	2.2	2.2	2.2	2.3	2.4	2.5	2.4
Avg. Stride Length [m]	6.3	7.0	6.9	6.9	7.0	7.3	7.3	7.1



- [] Ranking at each section and finish
- :-:- No data available at this section
- NA No data available

Horse/Jockey Name	THE TANK/Jessica Tzaferis
Finish Rank	5
Fastest Section Time (Section)	0:11.40 (L600)
Top Speed [km/h] (Section)	65.4 (L800)
Race State	Finished



Thomas Farms RC Murray Bridge SA - Professional

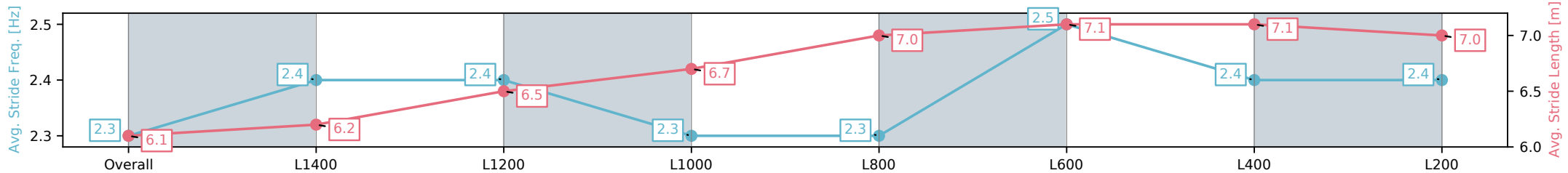
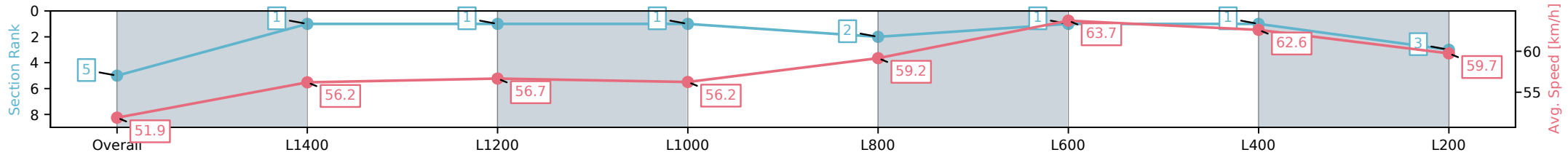
Race 5: Thomas Farms Handicap - 1600m

04 January 2025 - 10:58AM

Track Rating: Good 4, Weather: Fine, Rail Position: True



Section	Overall	L1400	L1200	L1000	L800	L600	L400	L200
Section Times	1:39.61 [5] (0:13.89)	1:25.72 [1] (0:12.82)	1:12.90 [1] (0:12.70)	1:00.20 [1] (0:12.93)	0:47.27 [2] (0:12.30)	0:34.97 [1] (0:11.40)	0:23.57 [1] (0:11.51)	0:12.06 [3] (0:12.06)
Average Speed [km/h]	51.9	56.2	56.7	56.2	59.2	63.7	62.6	59.7
Top Speed [km/h]	57.5	57.5	57.4	57.3	62.4	65.4	64.6	61.5
Avg. Dist. to Rail [m]	4.1	1.3	0.7	2.0	2.0	2.5	3.4	3.2
Avg. Stride Freq. [Hz]	2.3	2.4	2.4	2.3	2.3	2.5	2.4	2.4
Avg. Stride Length [m]	6.1	6.2	6.5	6.7	7.0	7.1	7.1	7.0



[] Ranking at each section and finish
 -:-:- No data available at this section
 NA No data available

Horse/Jockey Name	ASTRODEAN/Alana Livesey
Finish Rank	6
Fastest Section Time (Section)	0:11.35 (L400)
Top Speed [km/h] (Section)	65.1 (L800)
Race State	Finished



Thomas Farms RC Murray Bridge SA - Professional

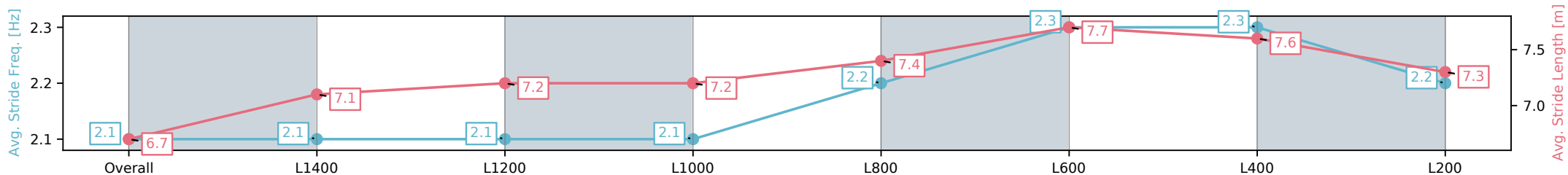
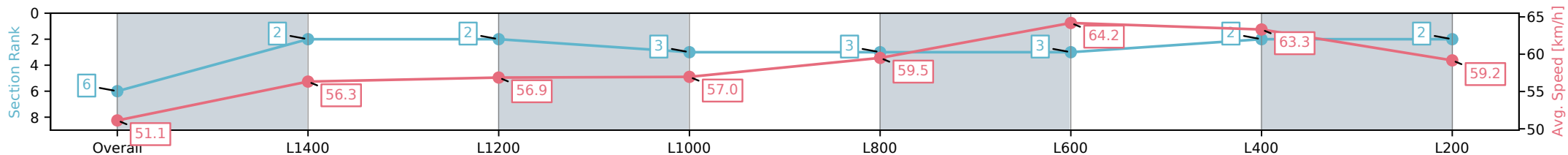
Race 5: Thomas Farms Handicap - 1600m

04 January 2025 - 10:58AM

Track Rating: Good 4, Weather: Fine, Rail Position: True



Section	Overall	L1400	L1200	L1000	L800	L600	L400	L200
Section Times	1:39.65 [6] (0:14.11)	1:25.54 [2] (0:12.76)	1:12.78 [2] (0:12.70)	1:00.08 [3] (0:12.85)	0:47.23 [3] (0:12.31)	0:34.92 [3] (0:11.38)	0:23.54 [2] (0:11.35)	0:12.19 [2] (0:12.19)
Average Speed [km/h]	51.1	56.3	56.9	57.0	59.5	64.2	63.3	59.2
Top Speed [km/h]	60.6	58.1	58.2	57.8	63.1	65.1	64.7	62.1
Avg. Dist. to Rail [m]	1.8	1.9	1.9	3.3	3.6	3.2	4.0	4.4
Avg. Stride Freq. [Hz]	2.1	2.1	2.1	2.1	2.2	2.3	2.3	2.2
Avg. Stride Length [m]	6.7	7.1	7.2	7.2	7.4	7.7	7.6	7.3



- [] Ranking at each section and finish
- :-:- No data available at this section
- NA No data available