



RACINGSA

Thomas Farms RC Murray Bridge SA
Race 4: Dutton's Easy To Do Business With Handicap - 1200m
04 January 2025 - 10:29AM

Track Rating: Good 4, Weather: Fine, Rail Position: True



Murray Bridge
Racing Club

Table with columns: Section, Field Times, Position, #, Horse/Jockey, Barrier, Top Speed [km/h], Fastest Section, First 400m, Overall, L1000, L800, L600, L400, L200, Margin, Distance Travelled From Winner [m]. Rows include horses like MANHATTEN TIMES, STRATUM PRIDE, METRO LEGEND, LIMBERING, TOSEN WATER, WINE BARRON, and STRETFORD END.

Scratched: Lunar Solar (#3), Fair Legacy (#4), Lucky Fortuna (#7)

- [] Position in running at each section and finish
Saddle cloth number
-:-:- No data available at this section
DNF Did not finish
NA No data available
DNT Did not track
[] Background shading for fastest section

Horse/Jockey Name	MANHATTEN TIMES/Jason Holder
Finish Rank	1
Fastest Section Time (Section)	0:10.79 (L400)
Top Speed [km/h] (Section)	68.1 (L600)
Race State	Finished



Thomas Farms RC Murray Bridge SA - Professional

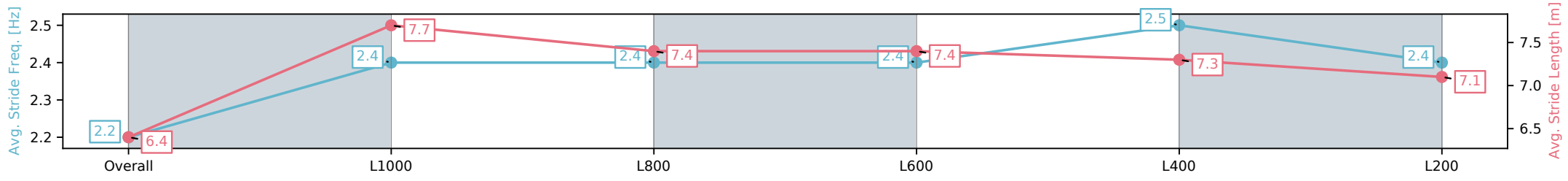
Race 4: Dutton's Easy To Do Business With Handicap - 1200m



04 January 2025 - 10:29AM

Track Rating: Good 4, Weather: Fine, Rail Position: True

Section	Overall	L1000	L800	L600	L400	L200
Section Times	1:09.85 [1] (0:14.17)	0:55.68 [7] (0:10.99)	0:44.69 [7] (0:11.10)	0:33.59 [7] (0:11.28)	0:22.31 [7] (0:10.79)	0:11.52 [2] (0:11.52)
Average Speed [km/h]	50.8	65.6	65.8	65.0	66.8	62.5
Top Speed [km/h]	64.4	67.4	67.2	67.1	68.1	65.7
Avg. Dist. to Rail [m]	6.1	3.4	5.0	4.5	9.3	7.3
Avg. Stride Freq. [Hz]	2.2	2.4	2.4	2.4	2.5	2.4
Avg. Stride Length [m]	6.4	7.7	7.4	7.4	7.3	7.1



[] Ranking at each section and finish
 -:-:- No data available at this section
 NA No data available

Horse/Jockey Name	STRATUM PRIDE/Alana Livesey
Finish Rank	2
Fastest Section Time (Section)	0:10.91 (L400)
Top Speed [km/h] (Section)	67.2 (L600)
Race State	Finished



Thomas Farms RC Murray Bridge SA - Professional

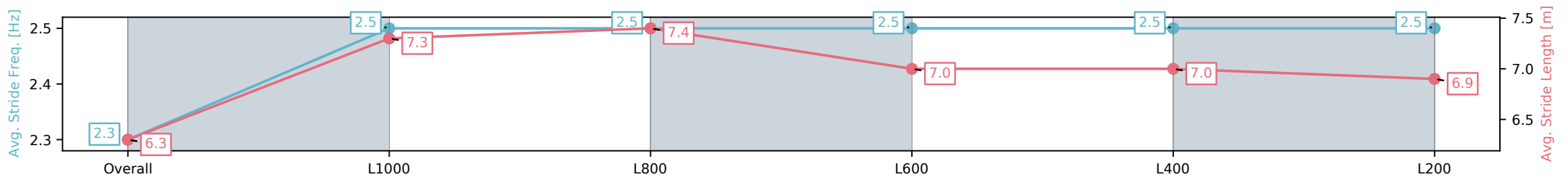
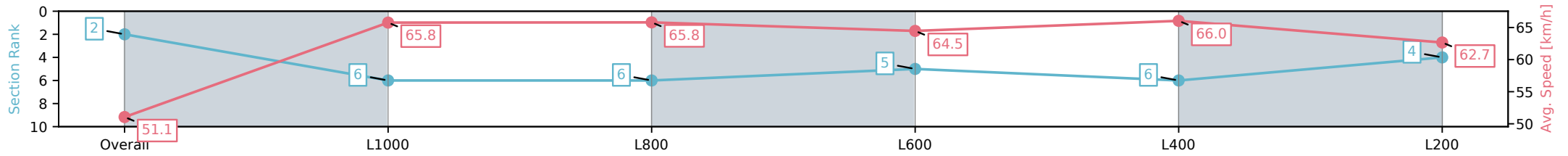
Race 4: Dutton's Easy To Do Business With Handicap - 1200m

04 January 2025 - 10:29AM



Track Rating: Good 4, Weather: Fine, Rail Position: True

Section	Overall	L1000	L800	L600	L400	L200
Section Times	1:09.89 [2] (0:14.12)	0:55.77 [6] (0:10.96)	0:44.81 [6] (0:11.04)	0:33.77 [5] (0:11.36)	0:22.41 [6] (0:10.91)	0:11.50 [4] (0:11.50)
Average Speed [km/h]	51.1	65.8	65.8	64.5	66.0	62.7
Top Speed [km/h]	65.3	66.3	66.6	66.4	67.2	63.9
Avg. Dist. to Rail [m]	3.0	2.5	3.6	4.2	8.1	7.6
Avg. Stride Freq. [Hz]	2.3	2.5	2.5	2.5	2.5	2.5
Avg. Stride Length [m]	6.3	7.3	7.4	7.0	7.0	6.9



- [] Ranking at each section and finish
- :-:- No data available at this section
- NA No data available

Horse/Jockey Name	METRO LEGEND/Taylor Johnstone
Finish Rank	3
Fastest Section Time (Section)	0:11.00 (L1000)
Top Speed [km/h] (Section)	66.5 (Overall)
Race State	Finished



Thomas Farms RC Murray Bridge SA - Professional

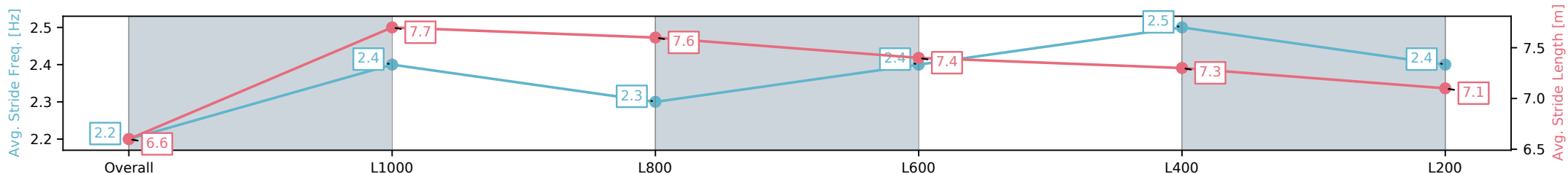
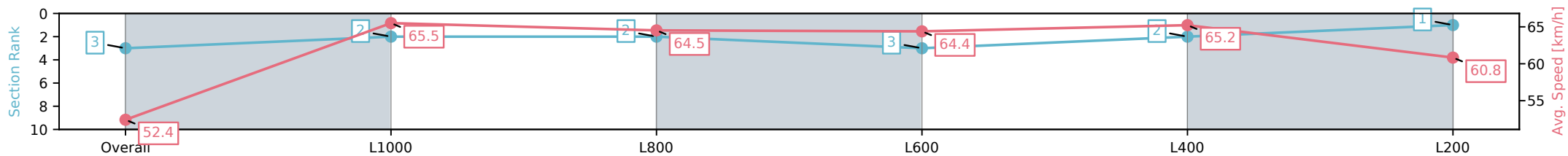
Race 4: Dutton's Easy To Do Business With Handicap - 1200m



04 January 2025 - 10:29AM

Track Rating: Good 4, Weather: Fine, Rail Position: True

Section	Overall	L1000	L800	L600	L400	L200
Section Times	1:10.15 [3] (0:13.74)	0:56.41 [2] (0:11.00)	0:45.41 [2] (0:11.25)	0:34.16 [3] (0:11.28)	0:22.87 [2] (0:11.03)	0:11.84 [1] (0:11.84)
Average Speed [km/h]	52.4	65.5	64.5	64.4	65.2	60.8
Top Speed [km/h]	64.7	66.5	66.2	66.3	66.4	63.9
Avg. Dist. to Rail [m]	1.9	1.1	2.8	2.4	5.1	4.4
Avg. Stride Freq. [Hz]	2.2	2.4	2.3	2.4	2.5	2.4
Avg. Stride Length [m]	6.6	7.7	7.6	7.4	7.3	7.1



[] Ranking at each section and finish
 -:-:- No data available at this section
 NA No data available

Horse/Jockey Name	LIMBERING/Matthew Chadwick
Finish Rank	4
Fastest Section Time (Section)	0:11.02 (L1000)
Top Speed [km/h] (Section)	66.2 (L600)
Race State	Finished



Thomas Farms RC Murray Bridge SA - Professional

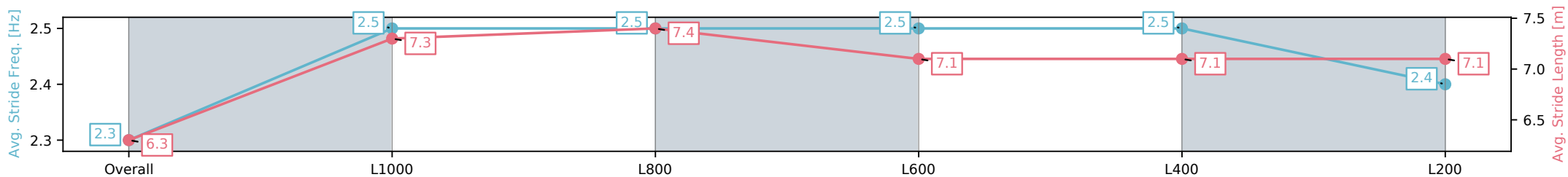
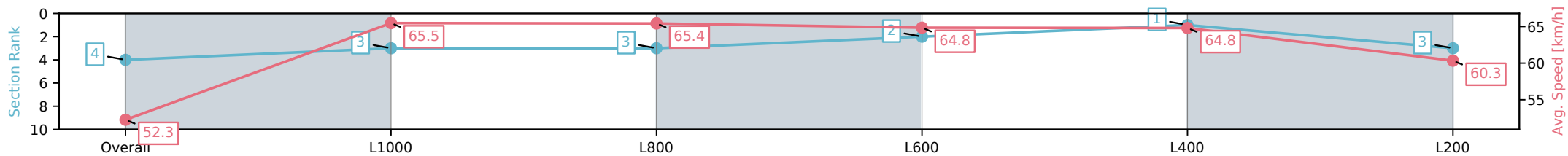
Race 4: Dutton's Easy To Do Business With Handicap - 1200m

04 January 2025 - 10:29AM



Track Rating: Good 4, Weather: Fine, Rail Position: True

Section	Overall	L1000	L800	L600	L400	L200
Section Times	1:10.26 [4] (0:13.76)	0:56.50 [3] (0:11.02)	0:45.48 [3] (0:11.13)	0:34.35 [2] (0:11.31)	0:23.04 [1] (0:11.12)	0:11.92 [3] (0:11.92)
Average Speed [km/h]	52.3	65.5	65.4	64.8	64.8	60.3
Top Speed [km/h]	64.8	66.0	66.1	65.9	66.2	62.8
Avg. Dist. to Rail [m]	6.4	3.8	4.4	4.3	9.7	8.0
Avg. Stride Freq. [Hz]	2.3	2.5	2.5	2.5	2.5	2.4
Avg. Stride Length [m]	6.3	7.3	7.4	7.1	7.1	7.1



- [] Ranking at each section and finish
- :-:- No data available at this section
- NA No data available

Horse/Jockey Name	TOSEN WATER/Teagan Voorham
Finish Rank	5
Fastest Section Time (Section)	0:11.04 (L1000)
Top Speed [km/h] (Section)	66.7 (L600)
Race State	Finished



Thomas Farms RC Murray Bridge SA - Professional

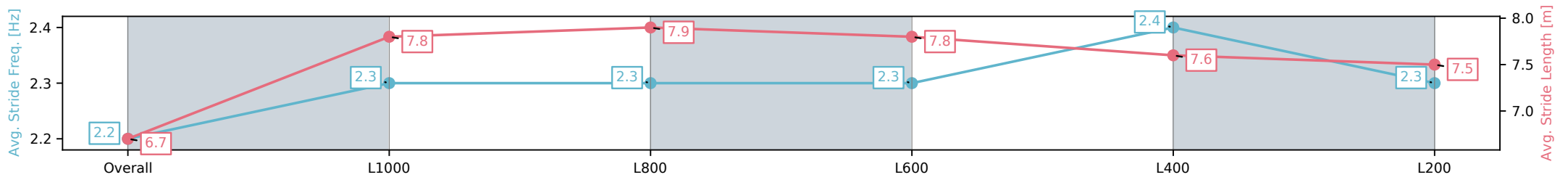
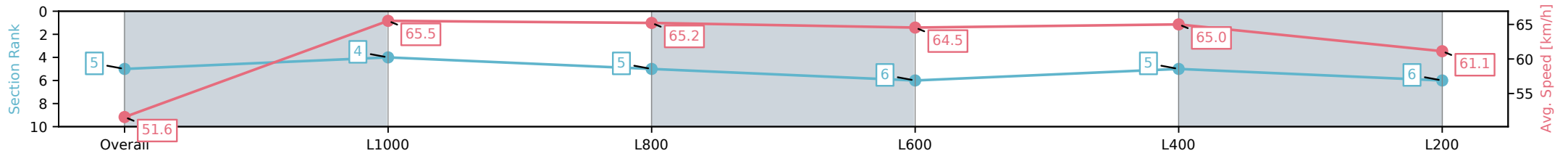
Race 4: Dutton's Easy To Do Business With Handicap - 1200m

04 January 2025 - 10:29AM



Track Rating: Good 4, Weather: Fine, Rail Position: True

Section	Overall	L1000	L800	L600	L400	L200
Section Times	1:10.29 [5] (0:13.97)	0:56.32 [4] (0:11.04)	0:45.28 [5] (0:11.13)	0:34.15 [6] (0:11.31)	0:22.84 [5] (0:11.07)	0:11.77 [6] (0:11.77)
Average Speed [km/h]	51.6	65.5	65.2	64.5	65.0	61.1
Top Speed [km/h]	64.7	64.8	66.2	65.4	66.7	63.8
Avg. Dist. to Rail [m]	1.3	1.3	2.9	3.4	6.0	5.5
Avg. Stride Freq. [Hz]	2.2	2.3	2.3	2.3	2.4	2.3
Avg. Stride Length [m]	6.7	7.8	7.9	7.8	7.6	7.5



[] Ranking at each section and finish
 -:-:- No data available at this section
 NA No data available

Horse/Jockey Name	WINE BARRON/Alan Lai
Finish Rank	6
Fastest Section Time (Section)	0:10.96 (L1000)
Top Speed [km/h] (Section)	67.3 (L600)
Race State	Finished



Thomas Farms RC Murray Bridge SA - Professional

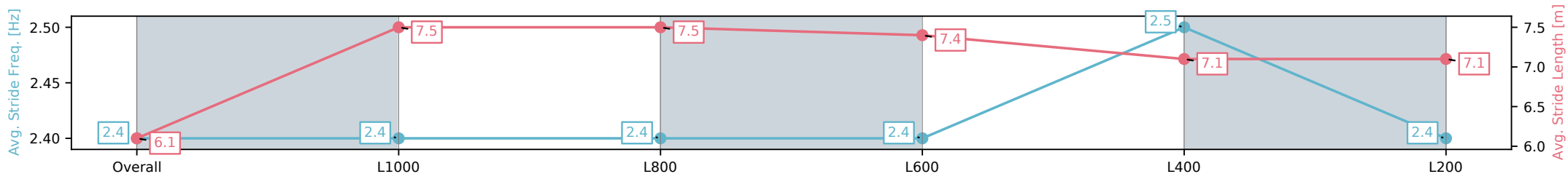
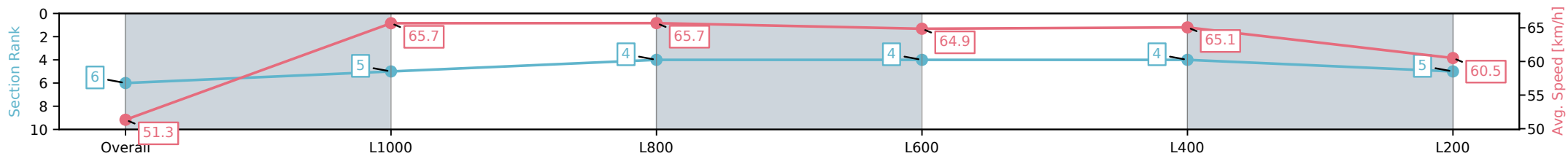
Race 4: Dutton's Easy To Do Business With Handicap - 1200m

04 January 2025 - 10:29AM



Track Rating: Good 4, Weather: Fine, Rail Position: True

Section	Overall	L1000	L800	L600	L400	L200
Section Times	1:10.38 [6] (0:14.03)	0:56.35 [5] (0:10.96)	0:45.39 [4] (0:11.09)	0:34.30 [4] (0:11.32)	0:22.98 [4] (0:11.08)	0:11.90 [5] (0:11.90)
Average Speed [km/h]	51.3	65.7	65.7	64.9	65.1	60.5
Top Speed [km/h]	64.7	66.7	66.6	65.7	67.3	62.8
Avg. Dist. to Rail [m]	3.9	3.5	4.7	4.7	9.3	8.2
Avg. Stride Freq. [Hz]	2.4	2.4	2.4	2.4	2.5	2.4
Avg. Stride Length [m]	6.1	7.5	7.5	7.4	7.1	7.1



- [] Ranking at each section and finish
- :-:- No data available at this section
- NA No data available

Horse/Jockey Name	STRETFORD END/Sairyn Fawke
Finish Rank	7
Fastest Section Time (Section)	0:10.88 (L1000)
Top Speed [km/h] (Section)	67.1 (Overall)
Race State	Finished



Thomas Farms RC Murray Bridge SA - Professional

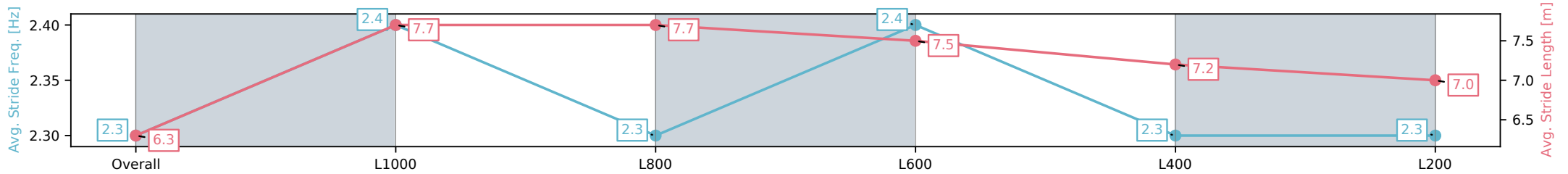
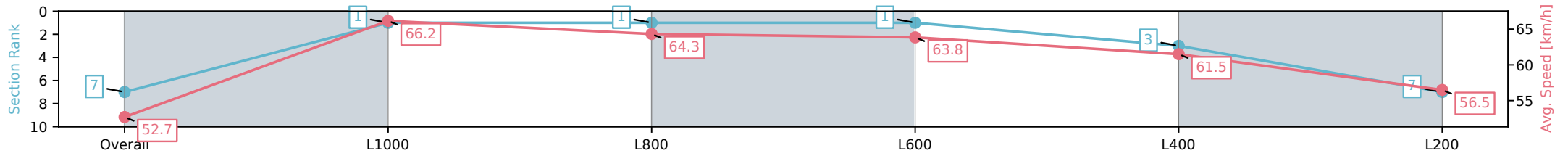
Race 4: Dutton's Easy To Do Business With Handicap - 1200m

04 January 2025 - 10:29AM



Track Rating: Good 4, Weather: Fine, Rail Position: True

Section	Overall	L1000	L800	L600	L400	L200
Section Times	1:11.75 [7] (0:13.69)	0:58.06 [1] (0:10.88)	0:47.18 [1] (0:11.32)	0:35.86 [1] (0:11.42)	0:24.44 [3] (0:11.72)	0:12.72 [7] (0:12.72)
Average Speed [km/h]	52.7	66.2	64.3	63.8	61.5	56.5
Top Speed [km/h]	66.1	67.1	65.7	64.9	63.6	59.7
Avg. Dist. to Rail [m]	5.5	3.9	3.8	2.9	5.6	5.7
Avg. Stride Freq. [Hz]	2.3	2.4	2.3	2.4	2.3	2.3
Avg. Stride Length [m]	6.3	7.7	7.7	7.5	7.2	7.0



[] Ranking at each section and finish
 -:-:- No data available at this section
 NA No data available