



RACINGSA

Thomas Farms RC Murray Bridge SA
Race 2: Supporting the McGrath Foundation Handicap - 1100m
04 January 2025 - 9:28AM

Track Rating: Good 4, Weather: Fine, Rail Position: True



Murray Bridge
Racing Club

Table with columns: Section, Field Times, Position, #, Horse/Jockey, Barrier, Top Speed [km/h], Fastest Section, First 400m, Overall, L1000, L800, L600, L400, L200, Margin, Distance Travelled From Winner [m]. Rows include DOBBINAIR, TEARDROP ROTATION, HARPALEE, DYER, TAKING OMAHA, LOTTIE JANE, and I LOVERAIN.

- [] Position in running at each section and finish
Saddle cloth number
-:-:- No data available at this section
DNF Did not finish
NA No data available
DNT Did not track
Background shading for fastest section

Horse/Jockey Name	DOBBINAIR/Jason Holder
Finish Rank	1
Fastest Section Time (Section)	0:10.71 (L1000)
Top Speed [km/h] (Section)	69.5 (L1000)
Race State	Finished



Thomas Farms RC Murray Bridge SA - Professional

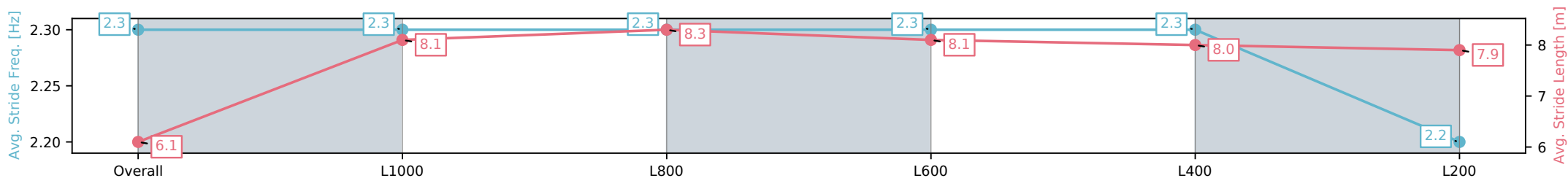
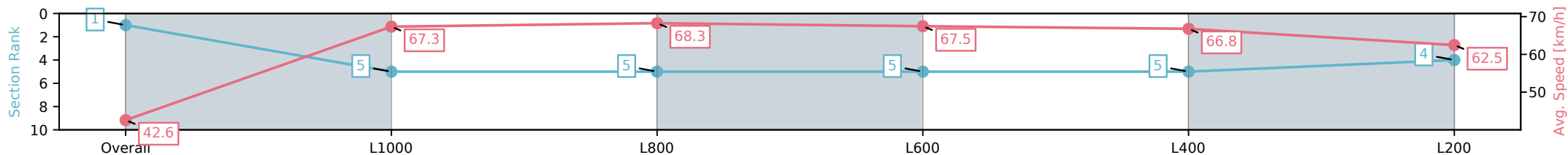
Race 2: Supporting the McGrath Foundation Handicap - 1100m

04 January 2025 - 9:28AM



Track Rating: Good 4, Weather: Fine, Rail Position: True

Section	Overall	L1000	L800	L600	L400	L200
Section Times	1:03.21 [1] (0:08.45)	0:54.76 [5] (0:10.71)	0:44.05 [5] (0:10.77)	0:33.28 [5] (0:10.97)	0:22.31 [5] (0:10.78)	0:11.53 [4] (0:11.53)
Average Speed [km/h]	42.6	67.3	68.3	67.5	66.8	62.5
Top Speed [km/h]	64.5	68.4	69.5	68.3	68.3	64.8
Avg. Dist. to Rail [m]	7.0	4.2	6.9	6.2	7.8	6.6
Avg. Stride Freq. [Hz]	2.3	2.3	2.3	2.3	2.3	2.2
Avg. Stride Length [m]	6.1	8.1	8.3	8.1	8.0	7.9



- [] Ranking at each section and finish
- :-:- No data available at this section
- NA No data available

Horse/Jockey Name	TEARDROP ROTATION/Felicity Atkinson
Finish Rank	2
Fastest Section Time (Section)	0:10.68 (L1000)
Top Speed [km/h] (Section)	69.1 (L1000)
Race State	Finished



Thomas Farms RC Murray Bridge SA - Professional

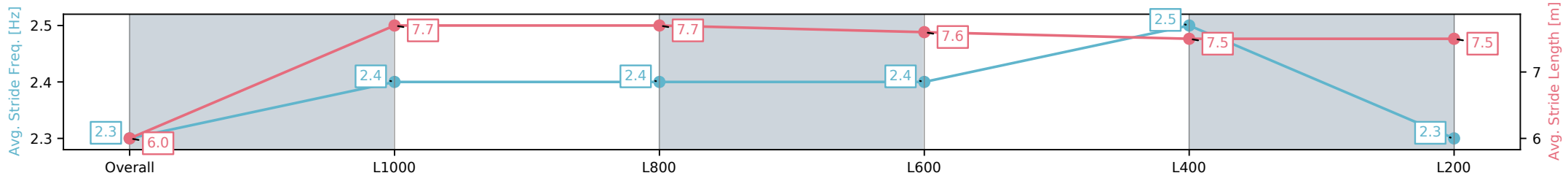
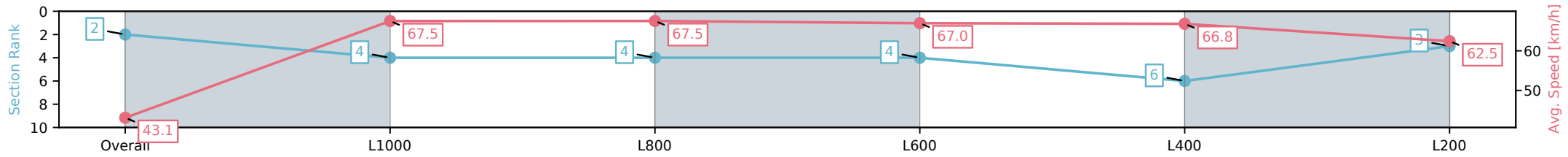
Race 2: Supporting the McGrath Foundation Handicap - 1100m

04 January 2025 - 9:28AM



Track Rating: Good 4, Weather: Fine, Rail Position: True

Section	Overall	L1000	L800	L600	L400	L200
Section Times	1:03.21 [2] (0:08.37)	0:54.84 [4] (0:10.68)	0:44.16 [4] (0:10.81)	0:33.35 [4] (0:11.05)	0:22.30 [6] (0:10.77)	0:11.53 [3] (0:11.53)
Average Speed [km/h]	43.1	67.5	67.5	67.0	66.8	62.5
Top Speed [km/h]	64.3	68.8	69.1	67.6	68.2	65.0
Avg. Dist. to Rail [m]	4.3	2.5	4.9	6.2	8.9	7.8
Avg. Stride Freq. [Hz]	2.3	2.4	2.4	2.4	2.5	2.3
Avg. Stride Length [m]	6.0	7.7	7.7	7.6	7.5	7.5



[] Ranking at each section and finish
 -:-:- No data available at this section
 NA No data available

Horse/Jockey Name	HARPALEE/Todd Pannell
Finish Rank	3
Fastest Section Time (Section)	0:10.73 (L800)
Top Speed [km/h] (Section)	69.0 (L1000)
Race State	Finished



Thomas Farms RC Murray Bridge SA - Professional

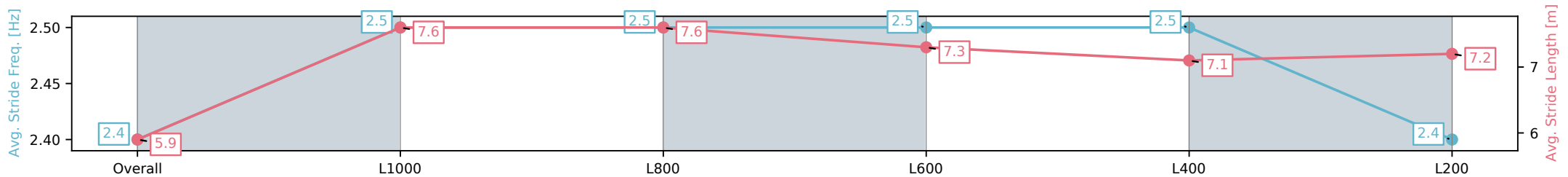
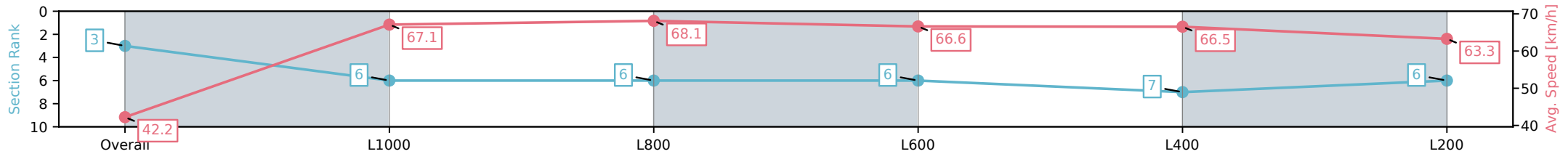
Race 2: Supporting the McGrath Foundation Handicap - 1100m

04 January 2025 - 9:28AM



Track Rating: Good 4, Weather: Fine, Rail Position: True

Section	Overall	L1000	L800	L600	L400	L200
Section Times	1:03.30 [3] (0:08.53)	0:54.77 [6] (0:10.74)	0:44.03 [6] (0:10.73)	0:33.30 [6] (0:11.11)	0:22.19 [7] (0:10.81)	0:11.38 [6] (0:11.38)
Average Speed [km/h]	42.2	67.1	68.1	66.6	66.5	63.3
Top Speed [km/h]	63.0	68.7	69.0	68.3	67.6	65.4
Avg. Dist. to Rail [m]	5.7	2.6	5.2	6.0	10.4	10.0
Avg. Stride Freq. [Hz]	2.4	2.5	2.5	2.5	2.5	2.4
Avg. Stride Length [m]	5.9	7.6	7.6	7.3	7.1	7.2



- [] Ranking at each section and finish
- :-:- No data available at this section
- NA No data available

Horse/Jockey Name	DYER/Alan Lai
Finish Rank	4
Fastest Section Time (Section)	0:10.65 (L1000)
Top Speed [km/h] (Section)	68.8 (L1000)
Race State	Finished



Thomas Farms RC Murray Bridge SA - Professional

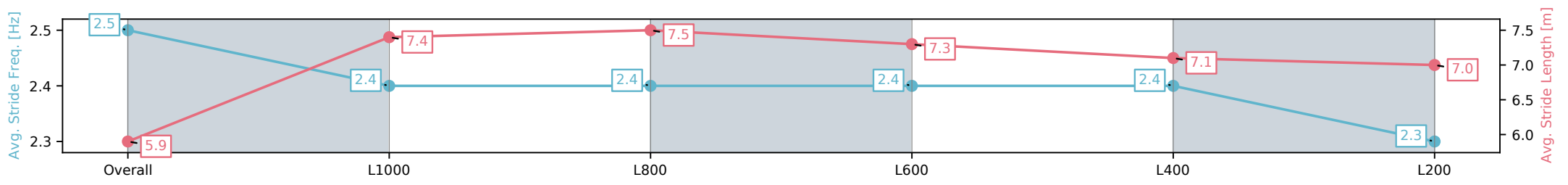

Race 2: Supporting the McGrath Foundation Handicap - 1100m

04 January 2025 - 9:28AM



Track Rating: Good 4, Weather: Fine, Rail Position: True

Section	Overall	L1000	L800	L600	L400	L200
Section Times	1:03.38 [4] (0:08.09)	0:55.29 [1] (0:10.65)	0:44.64 [1] (0:10.75)	0:33.89 [1] (0:10.97)	0:22.92 [2] (0:11.11)	0:11.81 [1] (0:11.81)
Average Speed [km/h]	44.5	67.7	67.9	66.4	64.9	60.9
Top Speed [km/h]	64.5	68.5	68.8	67.8	65.6	63.0
Avg. Dist. to Rail [m]	2.7	1.4	4.1	2.9	2.8	2.1
Avg. Stride Freq. [Hz]	2.5	2.4	2.4	2.4	2.4	2.3
Avg. Stride Length [m]	5.9	7.4	7.5	7.3	7.1	7.0



[] Ranking at each section and finish
 -:-:- No data available at this section
 NA No data available

Horse/Jockey Name	TAKING OMAHA/Taylor Johnstone
Finish Rank	5
Fastest Section Time (Section)	0:10.68 (L800)
Top Speed [km/h] (Section)	68.7 (L1000)
Race State	Finished



Thomas Farms RC Murray Bridge SA - Professional

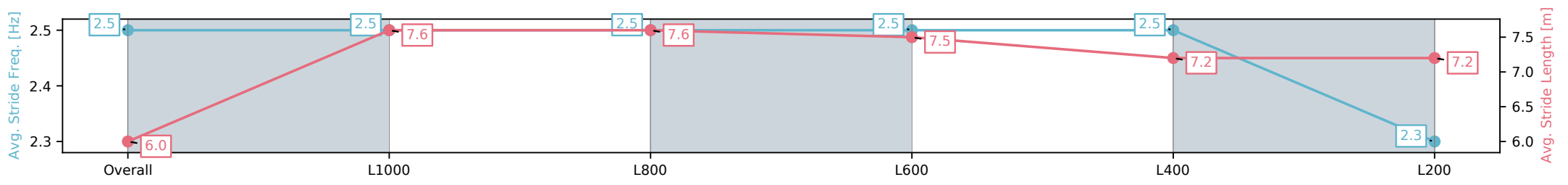
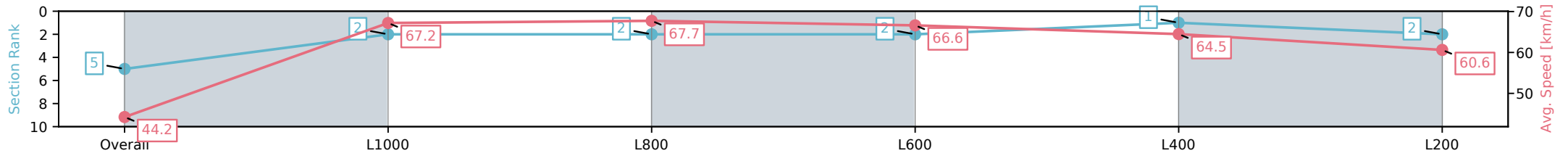
Race 2: Supporting the McGrath Foundation Handicap - 1100m

04 January 2025 - 9:28AM



Track Rating: Good 4, Weather: Fine, Rail Position: True

Section	Overall	L1000	L800	L600	L400	L200
Section Times	1:03.46 [5] (0:08.13)	0:55.33 [2] (0:10.73)	0:44.60 [2] (0:10.68)	0:33.92 [2] (0:10.87)	0:23.05 [1] (0:11.17)	0:11.88 [2] (0:11.88)
Average Speed [km/h]	44.2	67.2	67.7	66.6	64.5	60.6
Top Speed [km/h]	65.5	68.3	68.7	68.5	66.4	63.4
Avg. Dist. to Rail [m]	1.6	0.3	2.1	1.6	2.6	3.1
Avg. Stride Freq. [Hz]	2.5	2.5	2.5	2.5	2.5	2.3
Avg. Stride Length [m]	6.0	7.6	7.6	7.5	7.2	7.2



[] Ranking at each section and finish
 -:-:- No data available at this section
 NA No data available

Horse/Jockey Name	LOTTIE JANE/Rochelle Milnes
Finish Rank	6
Fastest Section Time (Section)	0:10.66 (L1000)
Top Speed [km/h] (Section)	69.0 (Overall)
Race State	Finished



Thomas Farms RC Murray Bridge SA - Professional

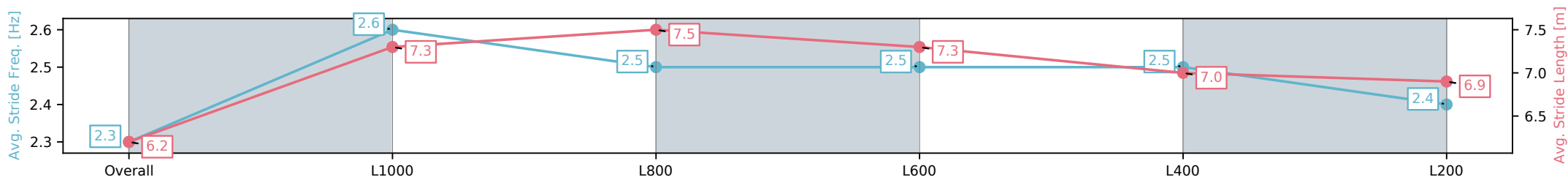
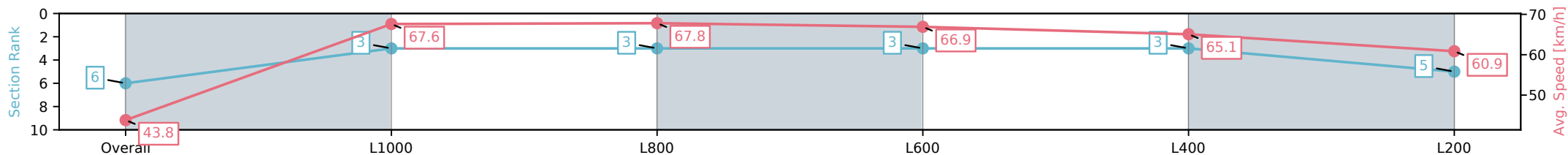
Race 2: Supporting the McGrath Foundation Handicap - 1100m

04 January 2025 - 9:28AM



Track Rating: Good 4, Weather: Fine, Rail Position: True

Section	Overall	L1000	L800	L600	L400	L200
Section Times	1:03.60 [6] (0:08.24)	0:55.36 [3] (0:10.66)	0:44.70 [3] (0:10.75)	0:33.95 [3] (0:11.06)	0:22.89 [3] (0:11.05)	0:11.84 [5] (0:11.84)
Average Speed [km/h]	43.8	67.6	67.8	66.9	65.1	60.9
Top Speed [km/h]	63.8	69.0	68.9	68.0	66.4	63.7
Avg. Dist. to Rail [m]	0.6	0.5	3.2	6.3	7.6	7.0
Avg. Stride Freq. [Hz]	2.3	2.6	2.5	2.5	2.5	2.4
Avg. Stride Length [m]	6.2	7.3	7.5	7.3	7.0	6.9



- [] Ranking at each section and finish
- :-:- No data available at this section
- NA No data available

Horse/Jockey Name	I LOVERAIN/Jacob Opperman
Finish Rank	7
Fastest Section Time (Section)	0:10.65 (L1000)
Top Speed [km/h] (Section)	69.7 (Overall)
Race State	Finished



Thomas Farms RC Murray Bridge SA - Professional

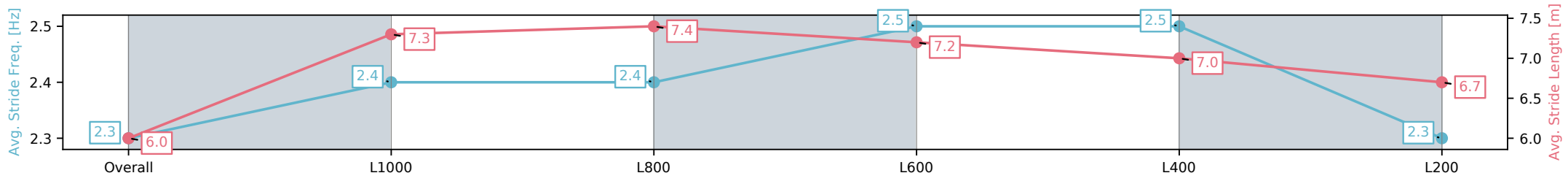
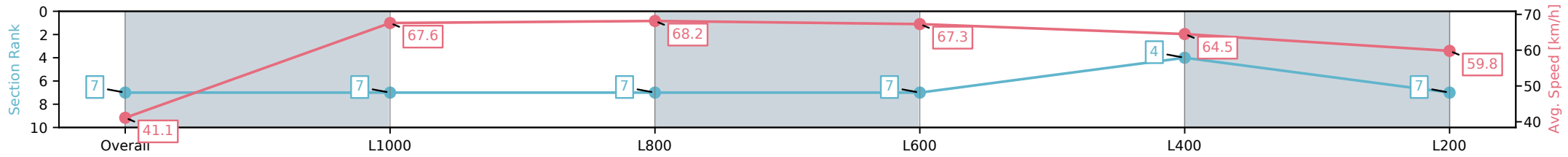
Race 2: Supporting the McGrath Foundation Handicap - 1100m

04 January 2025 - 9:28AM



Track Rating: Good 4, Weather: Fine, Rail Position: True

Section	Overall	L1000	L800	L600	L400	L200
Section Times	1:04.06 [7] (0:08.75)	0:55.31 [7] (0:10.65)	0:44.66 [7] (0:10.65)	0:34.01 [7] (0:10.77)	0:23.24 [4] (0:11.16)	0:12.08 [7] (0:12.08)
Average Speed [km/h]	41.1	67.6	68.2	67.3	64.5	59.8
Top Speed [km/h]	63.7	69.7	69.1	68.2	66.5	61.9
Avg. Dist. to Rail [m]	4.5	1.6	3.0	1.2	1.3	2.2
Avg. Stride Freq. [Hz]	2.3	2.4	2.4	2.5	2.5	2.3
Avg. Stride Length [m]	6.0	7.3	7.4	7.2	7.0	6.7



[] Ranking at each section and finish
 -:-:- No data available at this section
 NA No data available