



RACINGSA

Thomas Farms RC Murray Bridge SA
Race 1: Sportsbet Set A Deposit Limit Handicap - 1600m
04 January 2025 - 8:58AM



Murray Bridge
Racing Club

Track Rating: Good 4, Weather: Fine, Rail Position: True

Table with columns: Section, Field Times, Position, #, Horse/Jockey, Barrier, Top Speed [km/h], Fastest Section, First 400m, Overall, L1400, L1200, L1000, L800, L600, Distance Travelled From Winner [m]. Rows include horses like DIVINE FIRE, SEBONNA, RUSSIAN DANCER, LADY TUCAN, SAN LUCIDO, LEBANESE TRADER, MOUNT MUMUKAI, and WHEELS.

- [] Position in running at each section and finish
Saddle cloth number
-:-:- No data available at this section
DNF Did not finish
NA No data available
DNT Did not track
[] Background shading for fastest section



RACINGSA

Thomas Farms RC Murray Bridge SA

Race 1: Sportsbet Set A Deposit Limit Handicap - 1600m

04 January 2025 - 8:58AM



Murray Bridge
Racing Club

Track Rating: Good 4, Weather: Fine, Rail Position: True

Section Field Times

L400
0:23.61
(0:11.49)

L200
0:12.12
(0:12.12)

Position	#	Horse/Jockey	Barrier	Top Speed [km/h]	Fastest Section	First 400m	L400 0:23.61 (0:11.49)	L200 0:12.12 (0:12.12)	Margin	Distance Travelled From Winner [m]
1	3	DIVINE FIRE Alana Livesey	8	64.9 800-600	0:11.37 1400-1200	0:25.03	0:23.62 [1] (0:11.49)	0:12.13 [1] (0:12.13)	1:35.26	
2	1	SEBONNA Taylor Johnstone	3	65.2 600-400	0:11.20 400-200	0:25.98	0:22.88 [6] (0:11.20)	0:11.68 [3] (0:11.68)	0.74L	+4
3	2	RUSSIAN DANCER Lachlan Neindorf	2	65.0 800-600	0:11.37 600-400	0:25.43	0:23.75 [2] (0:11.54)	0:12.21 [2] (0:12.21)	3.05L	+4
4	7	LADY TUCAN Jade Doyle	7	65.0 1000-800	0:11.51 800-600	0:25.72	0:24.15 [4] (0:11.65)	0:12.50 [4] (0:12.50)	8.21L	+6
5	4	SAN LUCIDO Alan Lai	6	64.4 1000-800	0:11.56 1400-1200	0:25.96	0:23.90 [8] (0:11.65)	0:12.25 [6] (0:12.25)	8.8L	+7
6	8	LEBANESE TRADER Rochelle Milnes	1	64.0 800-600	0:11.54 1400-1200	0:25.35	0:24.77 [5] (0:12.09)	0:12.68 [7] (0:12.68)	12.23L	+1
7	6	MOUNT MUMUKAI Sairyn Fawke	4	64.2 1000-800	0:11.56 800-600	0:25.71	0:24.59 [7] (0:12.04)	0:12.55 [8] (0:12.55)	12.25L	-3
8	5	WHEELS Justin Potter	5	63.5 1400-1200	0:11.50 1400-1200	0:25.18	0:25.01 [3] (0:12.01)	0:13.00 [5] (0:13.00)	12.35L	+3

- [] Position in running at each section and finish
- #: Saddle cloth number
- :--- No data available at this section
- DNF Did not finish
- NA No data available
- DNT Did not track
- █ Background shading for fastest section

Horse/Jockey Name	DIVINE FIRE/Alana Livesey
Finish Rank	1
Fastest Section Time (Section)	0:11.37 (L1400)
Top Speed [km/h] (Section)	64.9 (L800)
Race State	Finished



Thomas Farms RC Murray Bridge SA - Professional

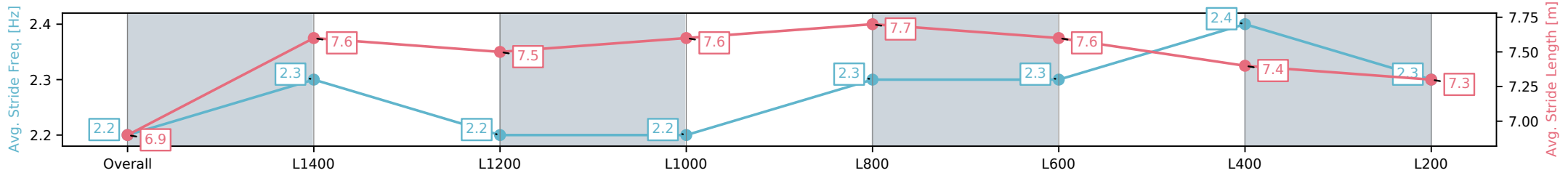
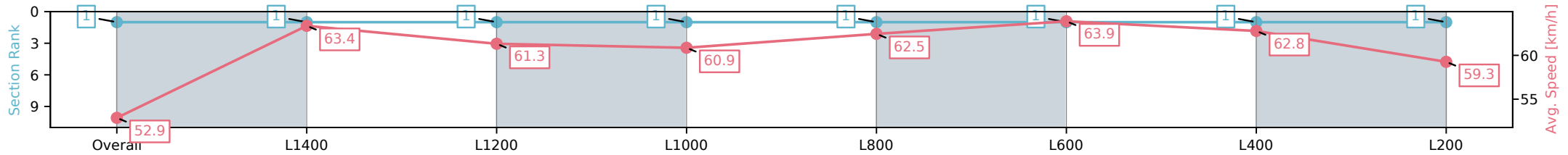
Race 1: Sportsbet Set A Deposit Limit Handicap - 1600m

04 January 2025 - 8:58AM

Track Rating: Good 4, Weather: Fine, Rail Position: True



Section	Overall	L1400	L1200	L1000	L800	L600	L400	L200
Section Times	1:35.26 [1] (0:13.66)	1:21.60 [1] (0:11.37)	1:10.23 [1] (0:11.73)	0:58.50 [1] (0:11.83)	0:46.67 [1] (0:11.61)	0:35.06 [1] (0:11.44)	0:23.62 [1] (0:11.49)	0:12.13 [1] (0:12.13)
Average Speed [km/h]	52.9	63.4	61.3	60.9	62.5	63.9	62.8	59.3
Top Speed [km/h]	61.1	64.3	63.2	62.0	63.7	64.9	64.8	61.2
Avg. Dist. to Rail [m]	4.7	0.6	0.6	0.3	1.5	3.6	4.3	4.0
Avg. Stride Freq. [Hz]	2.2	2.3	2.2	2.2	2.3	2.3	2.4	2.3
Avg. Stride Length [m]	6.9	7.6	7.5	7.6	7.7	7.6	7.4	7.3



[] Ranking at each section and finish
 -:-:- No data available at this section
 NA No data available

Horse/Jockey Name	SEBONNA/Taylor Johnstone
Finish Rank	2
Fastest Section Time (Section)	0:11.20 (L400)
Top Speed [km/h] (Section)	65.2 (L600)
Race State	Finished



Thomas Farms RC Murray Bridge SA - Professional

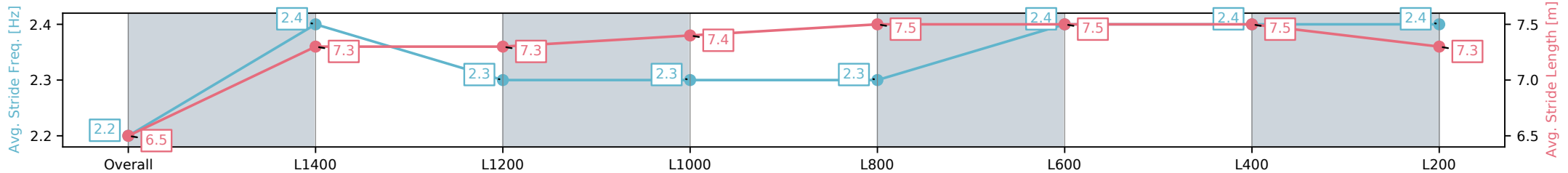
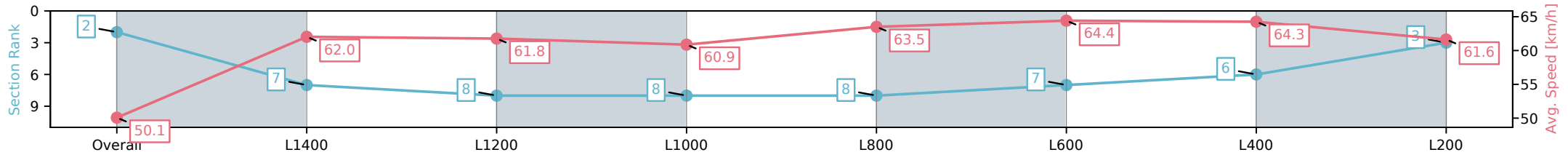
Race 1: Sportsbet Set A Deposit Limit Handicap - 1600m

04 January 2025 - 8:58AM

Track Rating: Good 4, Weather: Fine, Rail Position: True



Section	Overall	L1400	L1200	L1000	L800	L600	L400	L200
Section Times	1:35.38 [2] (0:14.37)	1:21.01 [7] (0:11.61)	1:09.40 [8] (0:11.66)	0:57.74 [8] (0:11.92)	0:45.82 [8] (0:11.51)	0:34.31 [7] (0:11.43)	0:22.88 [6] (0:11.20)	0:11.68 [3] (0:11.68)
Average Speed [km/h]	50.1	62.0	61.8	60.9	63.5	64.4	64.3	61.6
Top Speed [km/h]	60.8	62.9	63.6	62.7	64.3	65.2	65.2	63.1
Avg. Dist. to Rail [m]	1.8	0.5	0.2	1.4	2.9	5.3	7.6	6.7
Avg. Stride Freq. [Hz]	2.2	2.4	2.3	2.3	2.3	2.4	2.4	2.4
Avg. Stride Length [m]	6.5	7.3	7.3	7.4	7.5	7.5	7.5	7.3



- [] Ranking at each section and finish
- :-:- No data available at this section
- NA No data available

Horse/Jockey Name	RUSSIAN DANCER/Lachlan Neindorf
Finish Rank	3
Fastest Section Time (Section)	0:11.37 (L600)
Top Speed [km/h] (Section)	65.0 (L800)
Race State	Finished



Thomas Farms RC Murray Bridge SA - Professional

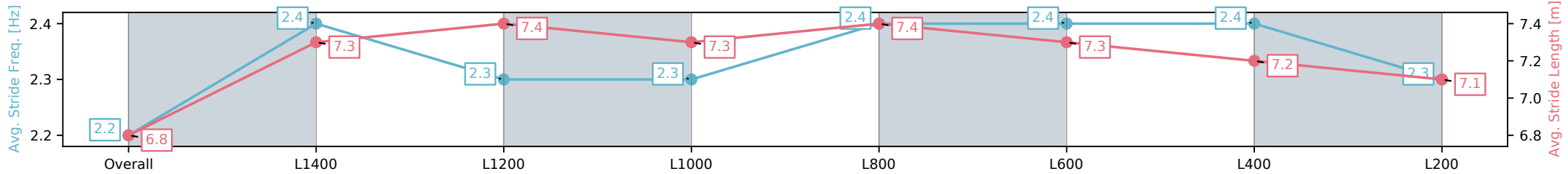
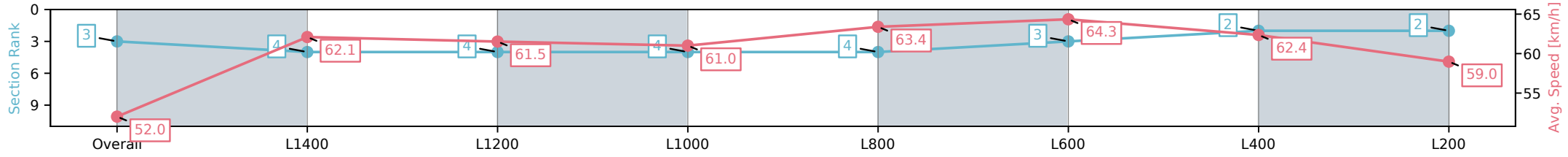
Race 1: Sportsbet Set A Deposit Limit Handicap - 1600m

04 January 2025 - 8:58AM

Track Rating: Good 4, Weather: Fine, Rail Position: True



Section	Overall	L1400	L1200	L1000	L800	L600	L400	L200
Section Times	1:35.74 [3] (0:13.84)	1:21.90 [4] (0:11.59)	1:10.31 [4] (0:11.73)	0:58.58 [4] (0:11.95)	0:46.63 [4] (0:11.51)	0:35.12 [3] (0:11.37)	0:23.75 [2] (0:11.54)	0:12.21 [2] (0:12.21)
Average Speed [km/h]	52.0	62.1	61.5	61.0	63.4	64.3	62.4	59.0
Top Speed [km/h]	62.0	63.7	63.7	61.7	65.0	65.0	63.8	61.0
Avg. Dist. to Rail [m]	2.1	1.7	1.4	2.4	2.8	3.6	4.7	4.2
Avg. Stride Freq. [Hz]	2.2	2.4	2.3	2.3	2.4	2.4	2.4	2.3
Avg. Stride Length [m]	6.8	7.3	7.4	7.3	7.4	7.3	7.2	7.1



[] Ranking at each section and finish
 -:-:- No data available at this section
 NA No data available

Horse/Jockey Name	LADY TUCAN/Jade Doyle
Finish Rank	4
Fastest Section Time (Section)	0:11.51 (L800)
Top Speed [km/h] (Section)	65.0 (L1000)
Race State	Finished



Thomas Farms RC Murray Bridge SA - Professional

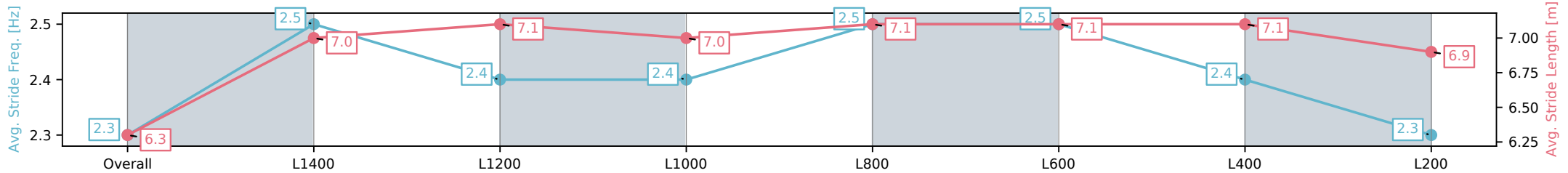
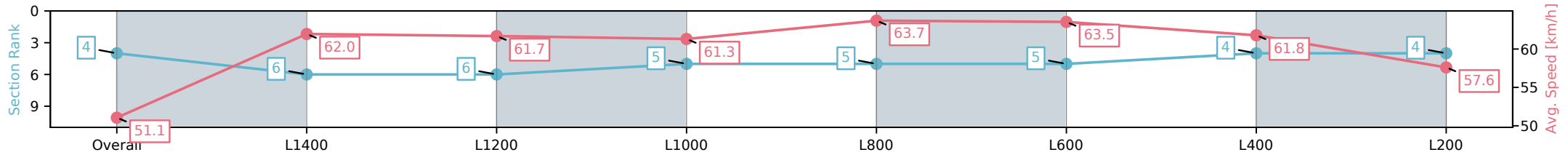
Race 1: Sportsbet Set A Deposit Limit Handicap - 1600m

04 January 2025 - 8:58AM

Track Rating: Good 4, Weather: Fine, Rail Position: True



Section	Overall	L1400	L1200	L1000	L800	L600	L400	L200
Section Times	1:36.55 [4] (0:14.10)	1:22.45 [6] (0:11.62)	1:10.83 [6] (0:11.69)	0:59.14 [5] (0:11.89)	0:47.25 [5] (0:11.51)	0:35.74 [5] (0:11.59)	0:24.15 [4] (0:11.65)	0:12.50 [4] (0:12.50)
Average Speed [km/h]	51.1	62.0	61.7	61.3	63.7	63.5	61.8	57.6
Top Speed [km/h]	60.2	63.3	64.1	63.0	65.0	64.3	63.7	59.4
Avg. Dist. to Rail [m]	4.7	1.6	1.0	2.4	3.4	5.3	6.4	6.3
Avg. Stride Freq. [Hz]	2.3	2.5	2.4	2.4	2.5	2.5	2.4	2.3
Avg. Stride Length [m]	6.3	7.0	7.1	7.0	7.1	7.1	7.1	6.9



- [] Ranking at each section and finish
- :-:- No data available at this section
- NA No data available

Horse/Jockey Name	SAN LUCIDO/Alan Lai
Finish Rank	5
Fastest Section Time (Section)	0:11.56 (L1400)
Top Speed [km/h] (Section)	64.4 (L1000)
Race State	Finished



Thomas Farms RC Murray Bridge SA - Professional

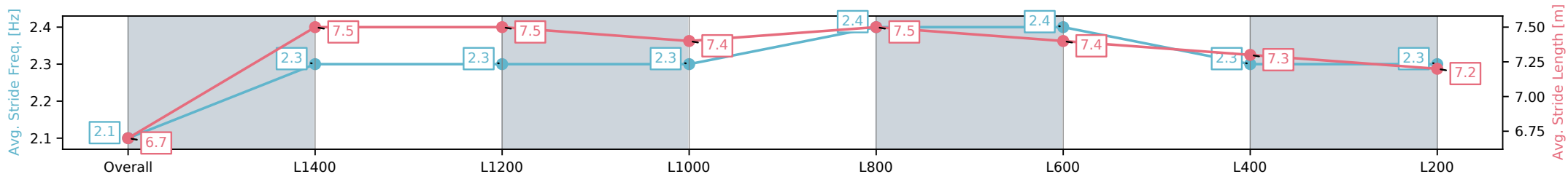
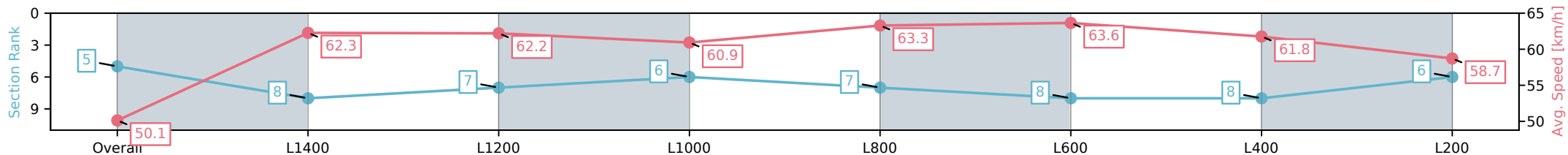
Race 1: Sportsbet Set A Deposit Limit Handicap - 1600m

04 January 2025 - 8:58AM

Track Rating: Good 4, Weather: Fine, Rail Position: True



Section	Overall	L1400	L1200	L1000	L800	L600	L400	L200
Section Times	1:36.64 [5] (0:14.40)	1:22.24 [8] (0:11.56)	1:10.68 [7] (0:11.59)	0:59.09 [6] (0:11.99)	0:47.10 [7] (0:11.62)	0:35.48 [8] (0:11.57)	0:23.90 [8] (0:11.65)	0:12.25 [6] (0:12.25)
Average Speed [km/h]	50.1	62.3	62.2	60.9	63.3	63.6	61.8	58.7
Top Speed [km/h]	61.2	63.3	63.9	62.7	64.4	64.2	63.7	60.6
Avg. Dist. to Rail [m]	4.7	1.6	1.4	2.9	4.1	5.6	9.1	10.1
Avg. Stride Freq. [Hz]	2.1	2.3	2.3	2.3	2.4	2.4	2.3	2.3
Avg. Stride Length [m]	6.7	7.5	7.5	7.4	7.5	7.4	7.3	7.2



- [] Ranking at each section and finish
- :-:- No data available at this section
- NA No data available

Horse/Jockey Name	LEBANESE TRADER/Rochelle Milnes
Finish Rank	6
Fastest Section Time (Section)	0:11.54 (L1400)
Top Speed [km/h] (Section)	64.0 (L800)
Race State	Finished



Thomas Farms RC Murray Bridge SA - Professional

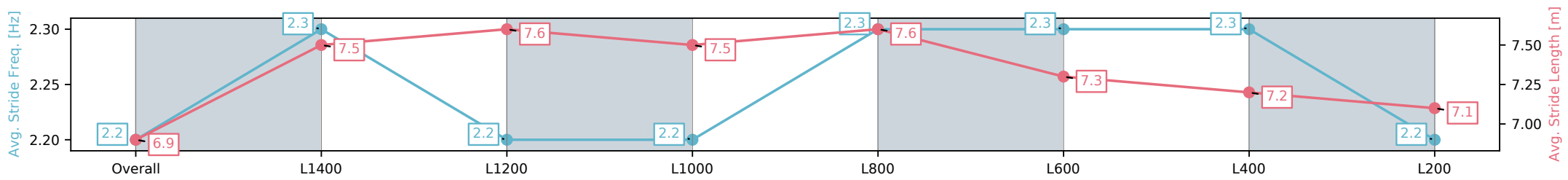
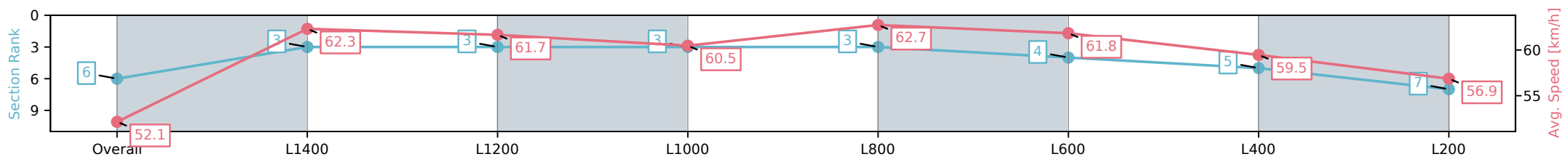
Race 1: Sportsbet Set A Deposit Limit Handicap - 1600m

04 January 2025 - 8:58AM

Track Rating: Good 4, Weather: Fine, Rail Position: True



Section	Overall	L1400	L1200	L1000	L800	L600	L400	L200
Section Times	1:37.18 [6] (0:13.81)	1:23.37 [3] (0:11.54)	1:11.83 [3] (0:11.69)	1:00.14 [3] (0:12.02)	0:48.12 [3] (0:11.63)	0:36.49 [4] (0:11.72)	0:24.77 [5] (0:12.09)	0:12.68 [7] (0:12.68)
Average Speed [km/h]	52.1	62.3	61.7	60.5	62.7	61.8	59.5	56.9
Top Speed [km/h]	62.3	63.1	63.3	61.4	64.0	64.0	61.6	57.6
Avg. Dist. to Rail [m]	0.8	0.9	0.6	2.0	2.4	1.6	3.8	5.2
Avg. Stride Freq. [Hz]	2.2	2.3	2.2	2.2	2.3	2.3	2.3	2.2
Avg. Stride Length [m]	6.9	7.5	7.6	7.5	7.6	7.3	7.2	7.1



- [] Ranking at each section and finish
- :-:- No data available at this section
- NA No data available

Horse/Jockey Name	MOUNT MUMUKAI/Sairyn Fawke
Finish Rank	7
Fastest Section Time (Section)	0:11.56 (L800)
Top Speed [km/h] (Section)	64.2 (L1000)
Race State	Finished



Thomas Farms RC Murray Bridge SA - Professional

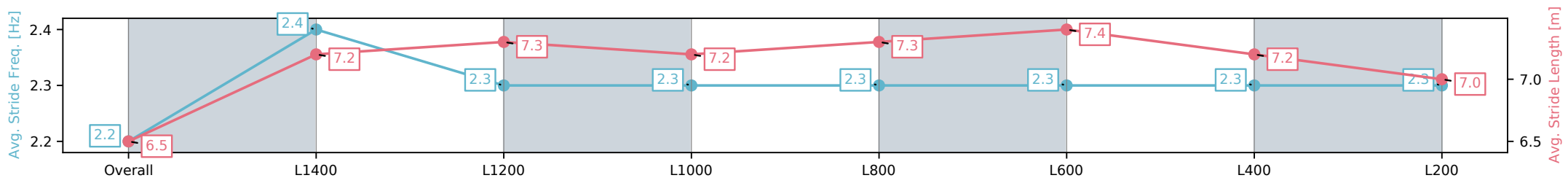
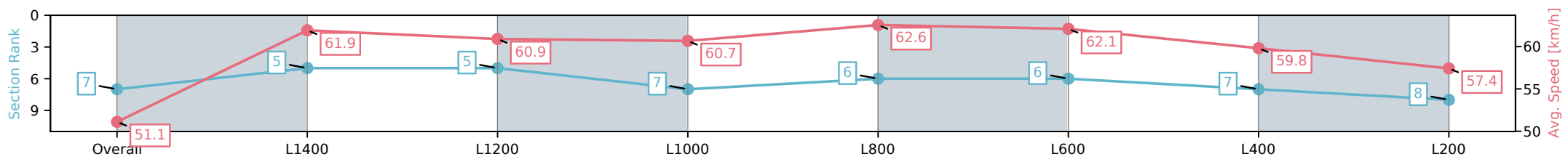
Race 1: Sportsbet Set A Deposit Limit Handicap - 1600m

04 January 2025 - 8:58AM

Track Rating: Good 4, Weather: Fine, Rail Position: True



Section	Overall	L1400	L1200	L1000	L800	L600	L400	L200
Section Times	1:37.18 [7] (0:14.08)	1:23.10 [5] (0:11.63)	1:11.47 [5] (0:11.85)	0:59.62 [7] (0:11.84)	0:47.78 [6] (0:11.56)	0:36.22 [6] (0:11.63)	0:24.59 [7] (0:12.04)	0:12.55 [8] (0:12.55)
Average Speed [km/h]	51.1	61.9	60.9	60.7	62.6	62.1	59.8	57.4
Top Speed [km/h]	61.8	62.9	63.5	62.6	64.2	63.5	60.9	59.1
Avg. Dist. to Rail [m]	2.4	0.2	0.3	0.3	0.9	1.2	5.2	6.1
Avg. Stride Freq. [Hz]	2.2	2.4	2.3	2.3	2.3	2.3	2.3	2.3
Avg. Stride Length [m]	6.5	7.2	7.3	7.2	7.3	7.4	7.2	7.0



[] Ranking at each section and finish
 -:-:- No data available at this section
 NA No data available

Horse/Jockey Name	WHEELS/Justin Potter
Finish Rank	8
Fastest Section Time (Section)	0:11.50 (L1400)
Top Speed [km/h] (Section)	63.5 (L1400)
Race State	Finished



Thomas Farms RC Murray Bridge SA - Professional

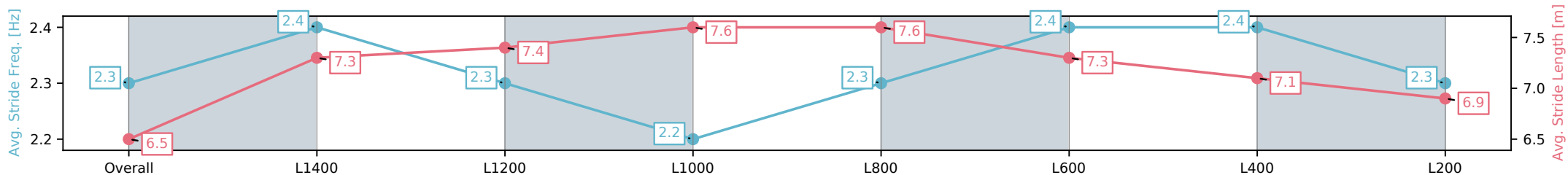
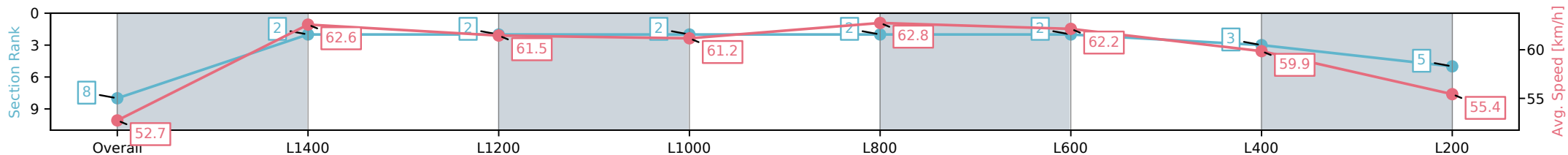
Race 1: Sportsbet Set A Deposit Limit Handicap - 1600m

04 January 2025 - 8:58AM

Track Rating: Good 4, Weather: Fine, Rail Position: True



Section	Overall	L1400	L1200	L1000	L800	L600	L400	L200
Section Times	1:37.20 [8] (0:13.68)	1:23.52 [2] (0:11.50)	1:12.02 [2] (0:11.72)	1:00.30 [2] (0:11.89)	0:48.41 [2] (0:11.64)	0:36.77 [2] (0:11.76)	0:25.01 [3] (0:12.01)	0:13.00 [5] (0:13.00)
Average Speed [km/h]	52.7	62.6	61.5	61.2	62.8	62.2	59.9	55.4
Top Speed [km/h]	63.5	63.1	63.5	62.3	63.3	62.9	61.4	57.4
Avg. Dist. to Rail [m]	3.7	1.2	1.0	1.8	3.0	3.3	4.1	4.1
Avg. Stride Freq. [Hz]	2.3	2.4	2.3	2.2	2.3	2.4	2.4	2.3
Avg. Stride Length [m]	6.5	7.3	7.4	7.6	7.6	7.3	7.1	6.9



- [] Ranking at each section and finish
- :-:- No data available at this section
- NA No data available