



RACINGSA

Thomas Farms RC Murray Bridge SA

Race 7: Carlton Draught Benchmark 56 Handicap - 1400m

01 January 2025 - 5:23PM

Track Rating: Good 4, Weather: Fine, Rail Position: 1200m Chute, +6m 1000m-W/Post,
True Remainder



Murray Bridge
Racing Club

Section Field Times							Overall	L1200	L1000	L800	L600	L400		
							1:24.79 (0:13.37)	1:11.42 (0:10.46)	1:00.96 (0:11.35)	0:49.61 (0:11.83)	0:37.78 (0:12.40)	0:25.38 (0:12.28)		
Position	#	Horse/Jockey	Barrier	Top Speed [km/h]	Fastest Section	First 400m							Distance Travelled From Winner [m]	
1	10	HIGH GARDEN Taylor Johnstone	9	68.6 1400-1200	0:10.76 1200-1000	0:24.42	1:24.79 (0:13.66)	1:11.13 [6] (0:10.76)	1:00.37 [8] (0:11.37)	0:49.00 [6] (0:11.95)	0:37.05 [6] (0:12.30)	0:24.75 [5] (0:12.08)		
2	16	LOCA BELLA Jason Holder	5	69.3 1400-1200	0:10.57 1200-1000	0:24.12	1:24.81 (0:13.54)	1:11.27 [2] (0:10.57)	1:00.69 [3] (0:11.43)	0:49.26 [5] (0:12.07)	0:37.19 [5] (0:12.33)	0:24.86 [3] (0:12.01)	+6	
3	8	TICK TOCK BOOM Isaac Sit	6	70.7 1400-1200	0:10.45 1200-1000	0:23.82	1:24.82 (0:13.37)	1:11.45 [1] (0:10.45)	1:01.00 [1] (0:11.36)	0:49.64 [1] (0:11.83)	0:37.81 [1] (0:12.39)	0:25.42 [1] (0:12.28)	+1	
4	13	PUNCHIN Kayla Crowther	7	67.9 1400-1200	0:10.76 1200-1000	0:24.64	1:25.00 (0:13.88)	1:11.12 [10] (0:10.76)	1:00.36 [10] (0:11.41)	0:48.95 [10] (0:12.06)	0:36.89 [11] (0:12.23)	0:24.66 [10] (0:12.21)	+5	
5	14	TALL LETTER Dom Tourneur	1	69.3 1400-1200	0:10.59 1200-1000	0:24.24	1:25.10 (0:13.65)	1:11.45 [5] (0:10.59)	1:00.86 [5] (0:11.55)	0:49.31 [6] (0:11.95)	0:37.36 [7] (0:12.62)	0:24.74 [11] (0:12.23)	+0	
6	17	OFF THE CUFF Jessica Tzaferis	11	68.1 1400-1200	0:10.78 1200-1000	0:24.76	1:25.16 (0:13.98)	1:11.18 [12] (0:10.78)	1:00.40 [11] (0:11.30)	0:49.10 [11] (0:11.97)	0:37.13 [10] (0:12.25)	0:24.88 [9] (0:12.13)	+9	
7	11	HASSLEFREE Teagan Voorham	12	70.2 1400-1200	0:10.51 1200-1000	0:24.28	1:25.43 (0:13.78)	1:11.65 [8] (0:10.51)	1:01.14 [6] (0:11.09)	0:50.05 [3] (0:12.00)	0:38.05 [3] (0:12.36)	0:25.69 [2] (0:12.21)	+6	
8	6	MASTER AT ARMS Todd Pannell	14	69.4 1200-1000	0:10.84 1200-1000	0:24.85	1:25.48 (0:14.01)	1:11.47 [13] (0:10.84)	1:00.63 [12] (0:11.37)	0:49.26 [12] (0:12.01)	0:37.25 [13] (0:12.18)	0:25.07 [12] (0:12.09)	+12	
9	20	ZOFFANY ROCKET Alana Livesey	3	68.3 1400-1200	0:10.74 1200-1000	0:24.48	1:25.50 (0:13.74)	1:11.76 [7] (0:10.74)	1:01.02 [9] (0:11.36)	0:49.66 [8] (0:12.08)	0:37.58 [9] (0:12.28)	0:25.30 [7] (0:12.22)	+0	
10	3	I'M KENNY Matthew Chadwick	2	69.1 1400-1200	0:10.60 1200-1000	0:24.15	1:25.53 (0:13.55)	1:11.98 [3] (0:10.60)	1:01.38 [4] (0:11.35)	0:50.03 [4] (0:11.89)	0:38.14 [4] (0:12.56)	0:25.57 [4] (0:12.37)	-4	

Scratched: Bangerang Redback (#1), I Am Mason (#2), Private Jet (#4), Tiny Rebel (#5), Prince Reichweite (#12), Happy Atom (#15), Enterprise Jewel (#18)

Report Created: Wed 01 January 2025 18:18:31 GMT+11 (Note: Timing is based on positional data)

- [] Position in running at each section and finish
- No data available at this section
- NA No data available
- █ Background shading for fastest section
- # Saddle cloth number
- DNF Did not finish
- DNT Did not track



RACINGSA

Thomas Farms RC Murray Bridge SA Race 7: Carlton Draught Benchmark 56 Handicap - 1400m

01 January 2025 - 5:23PM

Track Rating: Good 4, Weather: Fine, Rail Position: 1200m Chute, +6m 1000m-W/Post,
True Remainder



Murray Bridge
Racing Club

Section								Overall	L1200	L1000	L800	L600	L400		
Field Times								1:24.79 (0:13.37)	1:11.42 (0:10.46)	1:00.96 (0:11.35)	0:49.61 (0:11.83)	0:37.78 (0:12.40)	0:25.38 (0:12.28)		
Position	#	Horse/Jockey	Barrier	Top Speed [km/h]	Fastest Section	First 400m								Distance Travelled From Winner [m]	
11	7	VEE ROD Stacey Metcalfe	4	66.7 1200-1000	0:10.99 1200-1000	0:24.88	1:25.79 (0:13.89)	1:11.90 [11] (0:10.99)	1:00.91 [13] (0:11.36)	0:49.55 [13] (0:11.93)	0:37.62 [12] (0:12.35)	0:25.27 [13] (0:12.33)	+0		
12	19	WANNASCHMACK Justin Potter	10	69.8 1400-1200	0:10.49 1200-1000	0:24.33	1:26.12 (0:13.84)	1:12.28 [9] (0:10.49)	1:01.79 [7] (0:11.55)	0:50.24 [9] (0:11.96)	0:38.28 [8] (0:12.30)	0:25.98 [6] (0:12.42)	+8		
13	9	BONSA BIG BOY Sairyn Fawke	13	70.9 1400-1200	0:10.35 1200-1000	0:23.91	1:28.32 (0:13.56)	1:14.76 [4] (0:10.35)	1:04.41 [2] (0:11.38)	0:53.03 [2] (0:12.07)	0:40.96 [2] (0:12.85)	0:28.11 [8] (0:13.31)	+8		

Scratched: Bangerang Redback (#1), I Am Mason (#2), Private Jet (#4), Tiny Rebel (#5), Prince Reichweite (#12), Happy Atom (#15), Enterprise Jewel (#18)

- [] Position in running at each section and finish
- #: Saddle cloth number
- :--- No data available at this section
- DNF Did not finish
- NA No data available
- DNT Did not track
- █ Background shading for fastest section



RACINGSA

Thomas Farms RC Murray Bridge SA Race 7: Carlton Draught Benchmark 56 Handicap - 1400m

01 January 2025 - 5:23PM

Track Rating: Good 4, Weather: Fine, Rail Position: 1200m Chute, +6m 1000m-W/Post,
True Remainder



Murray Bridge
Racing Club

Section

Field Times

L200

0:13.10

(0:13.10)

Position	#	Horse/Jockey	Barrier	Top Speed [km/h]	Fastest Section	First 400m	Margin						Distance Travelled From Winner [m]
1	10	HIGH GARDEN Taylor Johnstone	9	68.6	0:10.76	0:24.42	0:12.67 [4]	1:24.79					
				1400-1200	1200-1000		(0:12.67)						
2	16	LOCA BELLA Jason Holder	5	69.3	0:10.57	0:24.12	0:12.85 [3]	0.11L					+6
				1400-1200	1200-1000		(0:12.85)						
3	8	TICK TOCK BOOM Isaac Sit	6	70.7	0:10.45	0:23.82	0:13.14 [1]	0.18L					+1
				1400-1200	1200-1000		(0:13.14)						
4	13	PUNCHIN Kayla Crowther	7	67.9	0:10.76	0:24.64	0:12.45 [9]	1.33L					+5
				1400-1200	1200-1000		(0:12.45)						
5	14	TALL LETTER Dom Tourneur	1	69.3	0:10.59	0:24.24	0:12.51 [11]	1.96L					+0
				1400-1200	1200-1000		(0:12.51)						
6	17	OFF THE CUFF Jessica Tzaferis	11	68.1	0:10.78	0:24.76	0:12.75 [6]	2.34L					+9
				1400-1200	1200-1000		(0:12.75)						
7	11	HASSLEFREE Teagan Voorham	12	70.2	0:10.51	0:24.28	0:13.48 [2]	4.06L					+6
				1400-1200	1200-1000		(0:13.48)						
8	6	MASTER AT ARMS Todd Pannell	14	69.4	0:10.84	0:24.85	0:12.98 [8]	4.35L					+12
				1200-1000	1200-1000		(0:12.98)						
9	20	ZOFFANY ROCKET Alana Livesey	3	68.3	0:10.74	0:24.48	0:13.08 [7]	4.5L					+0
				1400-1200	1200-1000		(0:13.08)						
10	3	I'M KENNY Matthew Chadwick	2	69.1	0:10.60	0:24.15	0:13.20 [5]	4.68L					-4
				1400-1200	1200-1000		(0:13.20)						

Scratched: Bangerang Redback (#1), I Am Mason (#2), Private Jet (#4), Tiny Rebel (#5), Prince Reichweite (#12), Happy Atom (#15), Enterprise Jewel (#18)

Report Created: Wed 01 January 2025 18:18:31 GMT+11 (Note: Timing is based on positional data)

- [] Position in running at each section and finish
- #: Saddle cloth number
- :-:-- No data available at this section
- DNF Did not finish
- NA No data available
- DNT Did not track
- █ Background shading for fastest section



RACINGSA

Thomas Farms RC Murray Bridge SA Race 7: Carlton Draught Benchmark 56 Handicap - 1400m

01 January 2025 - 5:23PM

Track Rating: Good 4, Weather: Fine, Rail Position: 1200m Chute, +6m 1000m-W/Post,
True Remainder



Murray Bridge
Racing Club

Section

Field Times

L200

0:13.10

(0:13.10)

Position	#	Horse/Jockey	Barrier	Top Speed [km/h]	Fastest Section	First 400m	Margin							Distance Travelled From Winner [m]
11	7	VEE ROD Stacey Metcalfe	4	66.7 1200-1000	0:10.99 1200-1000	0:24.88	0:12.94 [12] (0:12.94)	6.3L						+0
12	19	WANNASCHMACK Justin Potter	10	69.8 1400-1200	0:10.49 1200-1000	0:24.33	0:13.56 [10] (0:13.56)	8.4L						+8
13	9	BONSA BIG BOY Sairyn Fawke	13	70.9 1400-1200	0:10.35 1200-1000	0:23.91	0:14.80 [13] (0:14.80)	22.34L						+8

Scratched: Bangerang Redback (#1), I Am Mason (#2), Private Jet (#4), Tiny Rebel (#5), Prince Reichweite (#12), Happy Atom (#15), Enterprise Jewel (#18)

- [] Position in running at each section and finish
- #: Saddle cloth number
- :--- No data available at this section
- DNF Did not finish
- NA No data available
- DNT Did not track
- █ Background shading for fastest section

Horse/Jockey Name	HIGH GARDEN/Taylor Johnstone
Finish Rank	1
Fastest Section Time (Section)	0:10.76 (L1200)
Top Speed [km/h] (Section)	68.6 (Overall)
Race State	Finished



Thomas Farms RC Murray Bridge SA - Professional

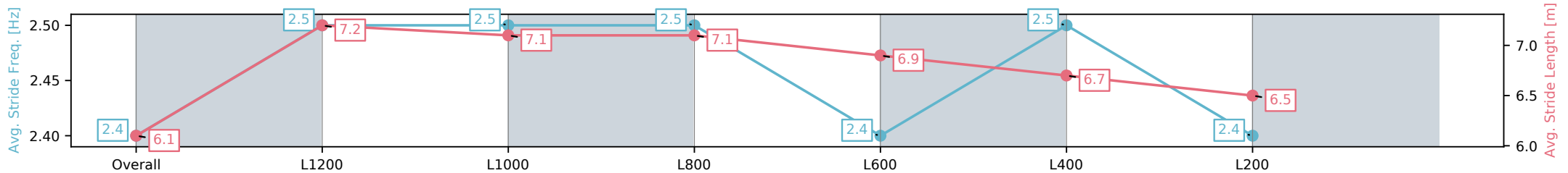
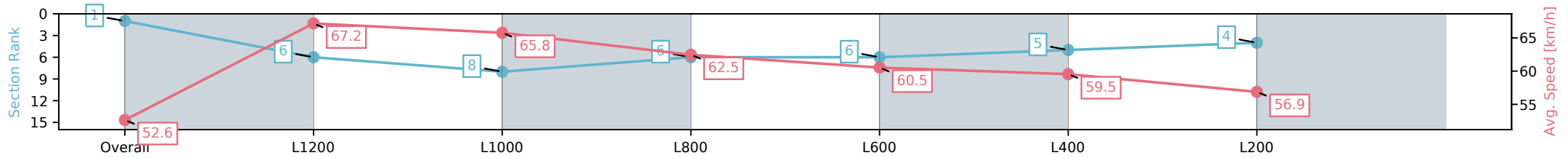
Race 7: Carlton Draught Benchmark 56 Handicap - 1400m

01 January 2025 - 5:23PM

Track Rating: Good 4, Weather: Fine, Rail Position: 1200m Chute, +6m 1000m-W/Post, True Remainder



Section	Overall	L1200	L1000	L800	L600	L400	L200
Section Times	1:24.79 [1] (0:13.66)	1:11.13 [6] (0:10.76)	1:00.37 [8] (0:11.37)	0:49.00 [6] (0:11.95)	0:37.05 [6] (0:12.30)	0:24.75 [5] (0:12.08)	0:12.67 [4] (0:12.67)
Average Speed [km/h]	52.6	67.2	65.8	62.5	60.5	59.5	56.9
Top Speed [km/h]	66.3	68.6	67.9	64.4	63.5	60.3	59.3
Avg. Dist. to Rail [m]	6.8	3.1	7.1	7.6	7.7	11.6	11.3
Avg. Stride Freq. [Hz]	2.4	2.5	2.5	2.5	2.4	2.5	2.4
Avg. Stride Length [m]	6.1	7.2	7.1	7.1	6.9	6.7	6.5



- [] Ranking at each section and finish
- :-:- No data available at this section
- NA No data available

Horse/Jockey Name	LOCA BELLA/Jason Holder
Finish Rank	2
Fastest Section Time (Section)	0:10.57 (L1200)
Top Speed [km/h] (Section)	69.3 (Overall)
Race State	Finished



Thomas Farms RC Murray Bridge SA - Professional

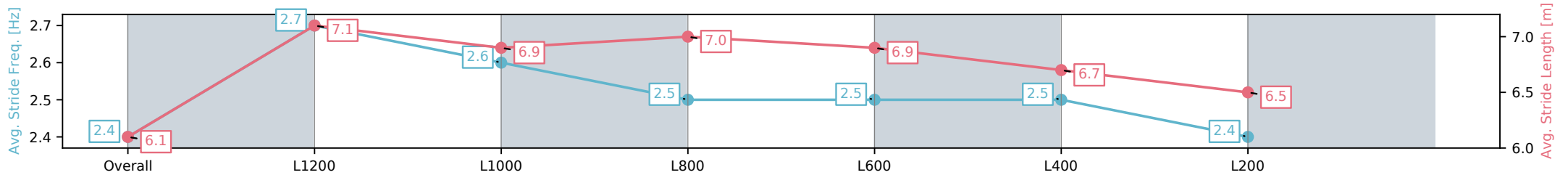
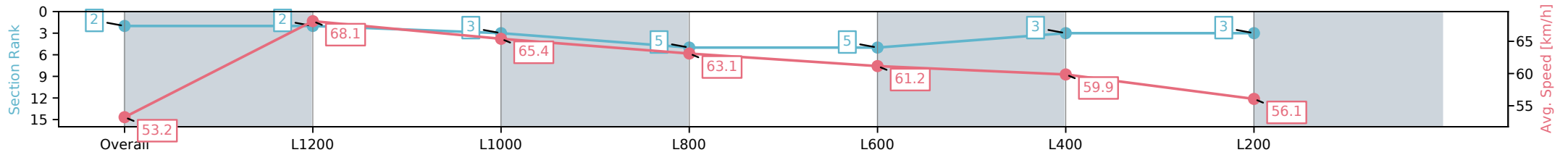
Race 7: Carlton Draught Benchmark 56 Handicap - 1400m

01 January 2025 - 5:23PM

Track Rating: Good 4, Weather: Fine, Rail Position: 1200m Chute, +6m 1000m-W/Post, True Remainder



Section	Overall	L1200	L1000	L800	L600	L400	L200
Section Times	1:24.81 [2] (0:13.54)	1:11.27 [2] (0:10.57)	1:00.69 [3] (0:11.43)	0:49.26 [5] (0:12.07)	0:37.19 [5] (0:12.33)	0:24.86 [3] (0:12.01)	0:12.85 [3] (0:12.85)
Average Speed [km/h]	53.2	68.1	65.4	63.1	61.2	59.9	56.1
Top Speed [km/h]	66.3	69.3	67.4	63.6	62.0	61.9	58.7
Avg. Dist. to Rail [m]	4.2	1.9	7.1	11.7	10.0	14.2	9.9
Avg. Stride Freq. [Hz]	2.4	2.7	2.6	2.5	2.5	2.5	2.4
Avg. Stride Length [m]	6.1	7.1	6.9	7.0	6.9	6.7	6.5



- [] Ranking at each section and finish
- :-:- No data available at this section
- NA No data available

Horse/Jockey Name	TICK TOCK BOOM/Isaac Sit
Finish Rank	3
Fastest Section Time (Section)	0:10.45 (L1200)
Top Speed [km/h] (Section)	70.7 (Overall)
Race State	Finished



Thomas Farms RC Murray Bridge SA - Professional

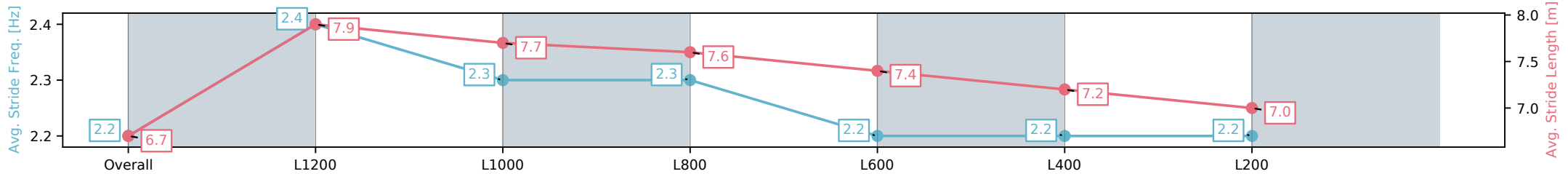
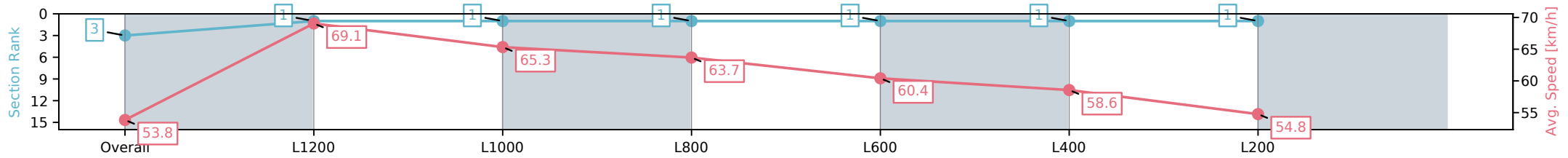
Race 7: Carlton Draught Benchmark 56 Handicap - 1400m

01 January 2025 - 5:23PM

Track Rating: Good 4, Weather: Fine, Rail Position: 1200m Chute, +6m 1000m-W/Post, True Remainder



Section	Overall	L1200	L1000	L800	L600	L400	L200
Section Times	1:24.82 [3] (0:13.37)	1:11.45 [1] (0:10.45)	1:01.00 [1] (0:11.36)	0:49.64 [1] (0:11.83)	0:37.81 [1] (0:12.39)	0:25.42 [1] (0:12.28)	0:13.14 [1] (0:13.14)
Average Speed [km/h]	53.8	69.1	65.3	63.7	60.4	58.6	54.8
Top Speed [km/h]	69.1	70.7	67.7	65.0	61.5	60.3	57.1
Avg. Dist. to Rail [m]	5.2	2.5	5.7	9.3	8.4	8.7	8.2
Avg. Stride Freq. [Hz]	2.2	2.4	2.3	2.3	2.2	2.2	2.2
Avg. Stride Length [m]	6.7	7.9	7.7	7.6	7.4	7.2	7.0



- [] Ranking at each section and finish
- :-:- No data available at this section
- NA No data available

Horse/Jockey Name	PUNCHIN/Kayla Crowther
Finish Rank	4
Fastest Section Time (Section)	0:10.76 (L1200)
Top Speed [km/h] (Section)	67.9 (Overall)
Race State	Finished



Thomas Farms RC Murray Bridge SA - Professional

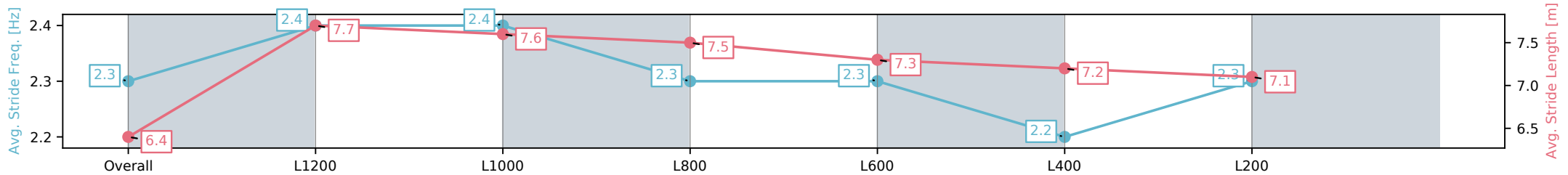
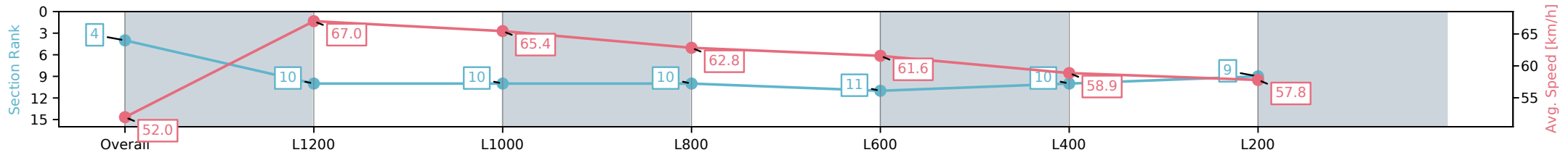
Race 7: Carlton Draught Benchmark 56 Handicap - 1400m

01 January 2025 - 5:23PM

Track Rating: Good 4, Weather: Fine, Rail Position: 1200m Chute, +6m 1000m-W/Post, True Remainder



Section	Overall	L1200	L1000	L800	L600	L400	L200
Section Times	1:25.00 [4] (0:13.88)	1:11.12 [10] (0:10.76)	1:00.36 [10] (0:11.41)	0:48.95 [10] (0:12.06)	0:36.89 [11] (0:12.23)	0:24.66 [10] (0:12.21)	0:12.45 [9] (0:12.45)
Average Speed [km/h]	52.0	67.0	65.4	62.8	61.6	58.9	57.8
Top Speed [km/h]	65.2	67.9	67.5	63.9	62.8	60.2	58.8
Avg. Dist. to Rail [m]	5.9	4.1	7.4	9.6	10.2	13.1	12.6
Avg. Stride Freq. [Hz]	2.3	2.4	2.4	2.3	2.3	2.2	2.3
Avg. Stride Length [m]	6.4	7.7	7.6	7.5	7.3	7.2	7.1



- [] Ranking at each section and finish
- :-:- No data available at this section
- NA No data available

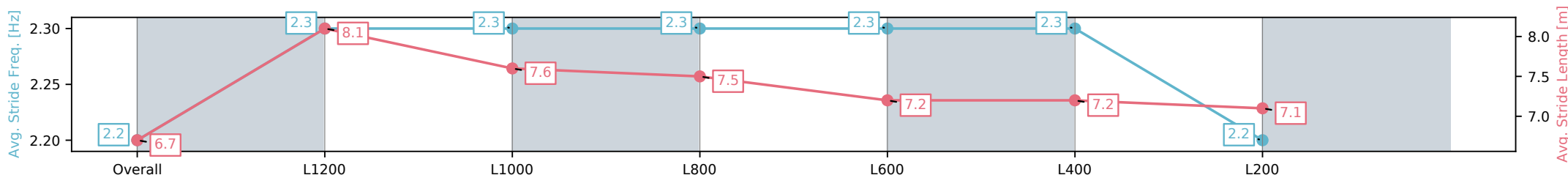
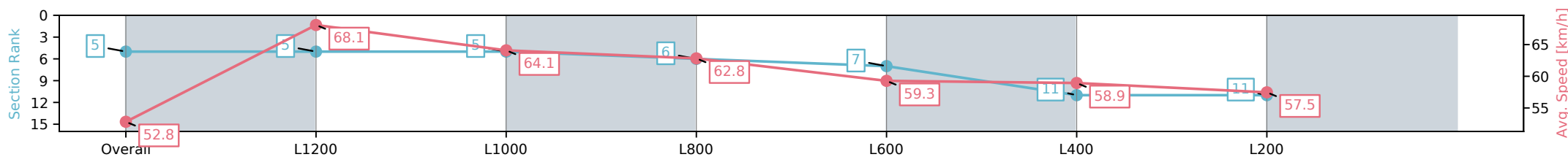
Horse/Jockey Name	TALL LETTER/Dom Tourneur
Finish Rank	5
Fastest Section Time (Section)	0:10.59 (L1200)
Top Speed [km/h] (Section)	69.3 (Overall)
Race State	Finished



Thomas Farms RC Murray Bridge SA - Professional
 Race 7: Carlton Draught Benchmark 56 Handicap - 1400m
 01 January 2025 - 5:23PM
 Track Rating: Good 4, Weather: Fine, Rail Position: 1200m Chute, +6m 1000m-W/Post, True Remainder



Section	Overall	L1200	L1000	L800	L600	L400	L200
Section Times	1:25.10 [5] (0:13.65)	1:11.45 [5] (0:10.59)	1:00.86 [5] (0:11.55)	0:49.31 [6] (0:11.95)	0:37.36 [7] (0:12.62)	0:24.74 [11] (0:12.23)	0:12.51 [11] (0:12.51)
Average Speed [km/h]	52.8	68.1	64.1	62.8	59.3	58.9	57.5
Top Speed [km/h]	67.3	69.3	66.0	63.7	60.7	59.4	59.2
Avg. Dist. to Rail [m]	0.7	0.9	5.2	8.6	8.6	10.9	10.7
Avg. Stride Freq. [Hz]	2.2	2.3	2.3	2.3	2.3	2.3	2.2
Avg. Stride Length [m]	6.7	8.1	7.6	7.5	7.2	7.2	7.1



[] Ranking at each section and finish
 -:-:- No data available at this section
 NA No data available

Horse/Jockey Name	OFF THE CUFF/Jessica Tzaferis
Finish Rank	6
Fastest Section Time (Section)	0:10.78 (L1200)
Top Speed [km/h] (Section)	68.1 (Overall)
Race State	Finished



Thomas Farms RC Murray Bridge SA - Professional

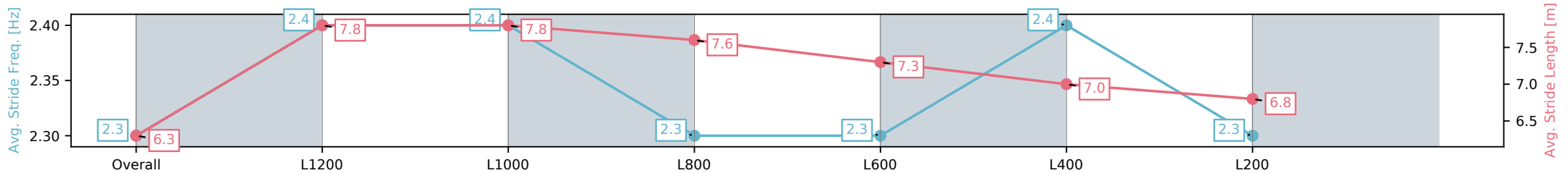
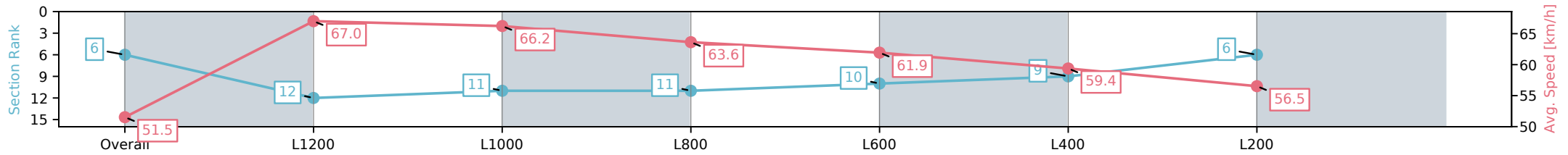
Race 7: Carlton Draught Benchmark 56 Handicap - 1400m

01 January 2025 - 5:23PM

Track Rating: Good 4, Weather: Fine, Rail Position: 1200m Chute, +6m 1000m-W/Post, True Remainder



Section	Overall	L1200	L1000	L800	L600	L400	L200
Section Times	1:25.16 [6] (0:13.98)	1:11.18 [12] (0:10.78)	1:00.40 [11] (0:11.30)	0:49.10 [11] (0:11.97)	0:37.13 [10] (0:12.25)	0:24.88 [9] (0:12.13)	0:12.75 [6] (0:12.75)
Average Speed [km/h]	51.5	67.0	66.2	63.6	61.9	59.4	56.5
Top Speed [km/h]	66.0	68.1	68.0	65.3	63.4	61.7	58.9
Avg. Dist. to Rail [m]	8.9	4.3	7.6	11.1	12.5	16.3	15.7
Avg. Stride Freq. [Hz]	2.3	2.4	2.4	2.3	2.3	2.4	2.3
Avg. Stride Length [m]	6.3	7.8	7.8	7.6	7.3	7.0	6.8



- [] Ranking at each section and finish
- :-:- No data available at this section
- NA No data available

Horse/Jockey Name	HASSLEFREE/Teagan Voorham
Finish Rank	7
Fastest Section Time (Section)	0:10.51 (L1200)
Top Speed [km/h] (Section)	70.2 (Overall)
Race State	Finished



Thomas Farms RC Murray Bridge SA - Professional

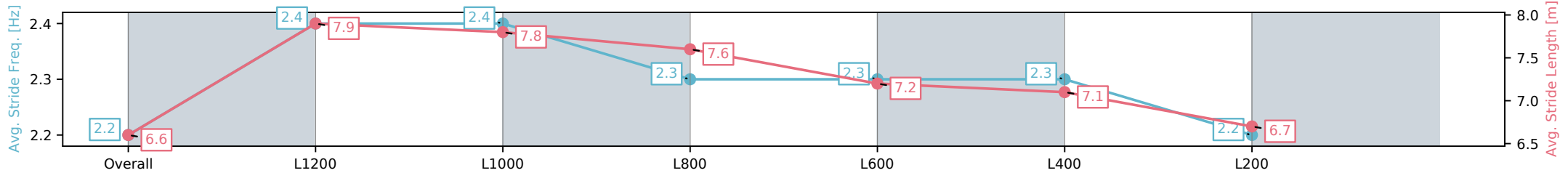
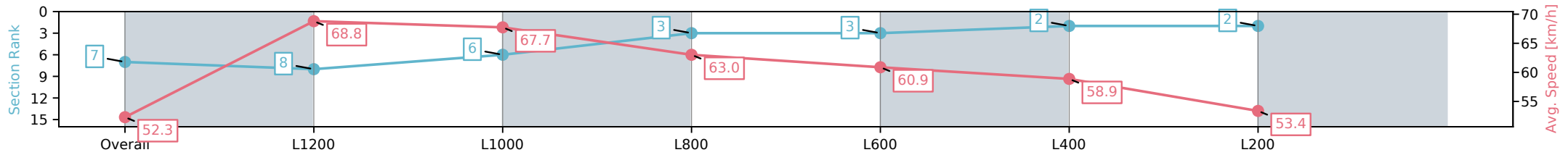
Race 7: Carlton Draught Benchmark 56 Handicap - 1400m

01 January 2025 - 5:23PM

Track Rating: Good 4, Weather: Fine, Rail Position: 1200m Chute, +6m 1000m-W/Post, True Remainder



Section	Overall	L1200	L1000	L800	L600	L400	L200
Section Times	1:25.43 [7] (0:13.78)	1:11.65 [8] (0:10.51)	1:01.14 [6] (0:11.09)	0:50.05 [3] (0:12.00)	0:38.05 [3] (0:12.36)	0:25.69 [2] (0:12.21)	0:13.48 [2] (0:13.48)
Average Speed [km/h]	52.3	68.8	67.7	63.0	60.9	58.9	53.4
Top Speed [km/h]	66.8	70.2	69.9	64.6	62.1	59.9	57.9
Avg. Dist. to Rail [m]	10.2	5.7	8.4	10.0	9.5	11.4	10.4
Avg. Stride Freq. [Hz]	2.2	2.4	2.4	2.3	2.3	2.3	2.2
Avg. Stride Length [m]	6.6	7.9	7.8	7.6	7.2	7.1	6.7



- [] Ranking at each section and finish
- :-:- No data available at this section
- NA No data available

Horse/Jockey Name	MASTER AT ARMS/Todd Pannell
Finish Rank	8
Fastest Section Time (Section)	0:10.84 (L1200)
Top Speed [km/h] (Section)	69.4 (L1200)
Race State	Finished



Thomas Farms RC Murray Bridge SA - Professional

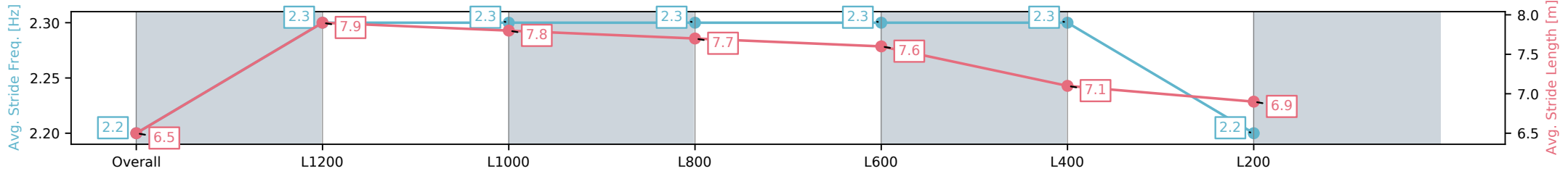
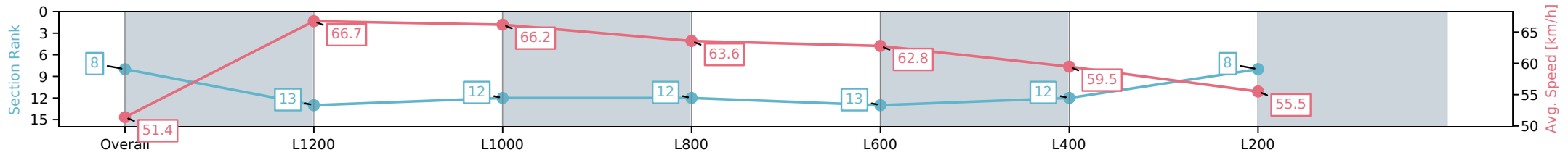
Race 7: Carlton Draught Benchmark 56 Handicap - 1400m

01 January 2025 - 5:23PM

Track Rating: Good 4, Weather: Fine, Rail Position: 1200m Chute, +6m 1000m-W/Post, True Remainder



Section	Overall	L1200	L1000	L800	L600	L400	L200
Section Times	1:25.48 [8] (0:14.01)	1:11.47 [13] (0:10.84)	1:00.63 [12] (0:11.37)	0:49.26 [12] (0:12.01)	0:37.25 [13] (0:12.18)	0:25.07 [12] (0:12.09)	0:12.98 [8] (0:12.98)
Average Speed [km/h]	51.4	66.7	66.2	63.6	62.8	59.5	55.5
Top Speed [km/h]	66.5	68.2	69.4	64.1	64.5	61.0	58.1
Avg. Dist. to Rail [m]	11.1	4.6	8.3	12.4	13.6	16.6	15.8
Avg. Stride Freq. [Hz]	2.2	2.3	2.3	2.3	2.3	2.3	2.2
Avg. Stride Length [m]	6.5	7.9	7.8	7.7	7.6	7.1	6.9



- [] Ranking at each section and finish
- :-:- No data available at this section
- NA No data available

Horse/Jockey Name	ZOFFANY ROCKET/Alana Livesey
Finish Rank	9
Fastest Section Time (Section)	0:10.74 (L1200)
Top Speed [km/h] (Section)	68.3 (Overall)
Race State	Finished



Thomas Farms RC Murray Bridge SA - Professional

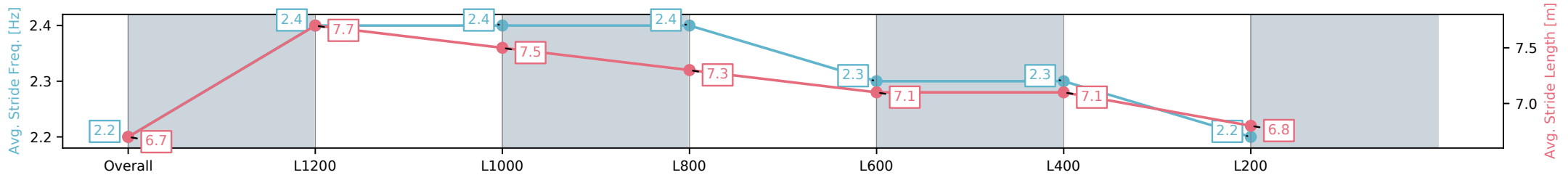
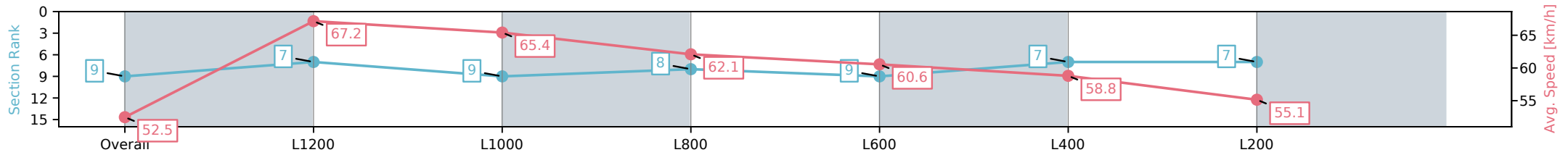
Race 7: Carlton Draught Benchmark 56 Handicap - 1400m

01 January 2025 - 5:23PM

Track Rating: Good 4, Weather: Fine, Rail Position: 1200m Chute, +6m 1000m-W/Post, True Remainder



Section	Overall	L1200	L1000	L800	L600	L400	L200
Section Times	1:25.50 [9] (0:13.74)	1:11.76 [7] (0:10.74)	1:01.02 [9] (0:11.36)	0:49.66 [8]	0:37.58 [9] (0:12.28)	0:25.30 [7] (0:12.22)	0:13.08 [7] (0:13.08)
Average Speed [km/h]	52.5	67.2	65.4	62.1	60.6	58.8	55.1
Top Speed [km/h]	64.7	68.3	66.8	62.8	61.8	60.8	57.1
Avg. Dist. to Rail [m]	2.3	2.0	6.2	8.2	7.4	12.0	12.4
Avg. Stride Freq. [Hz]	2.2	2.4	2.4	2.4	2.3	2.3	2.2
Avg. Stride Length [m]	6.7	7.7	7.5	7.3	7.1	7.1	6.8



- [] Ranking at each section and finish
- :-:- No data available at this section
- NA No data available

Horse/Jockey Name	I'M KENNY/Matthew Chadwick
Finish Rank	10
Fastest Section Time (Section)	0:10.60 (L1200)
Top Speed [km/h] (Section)	69.1 (Overall)
Race State	Finished



Thomas Farms RC Murray Bridge SA - Professional

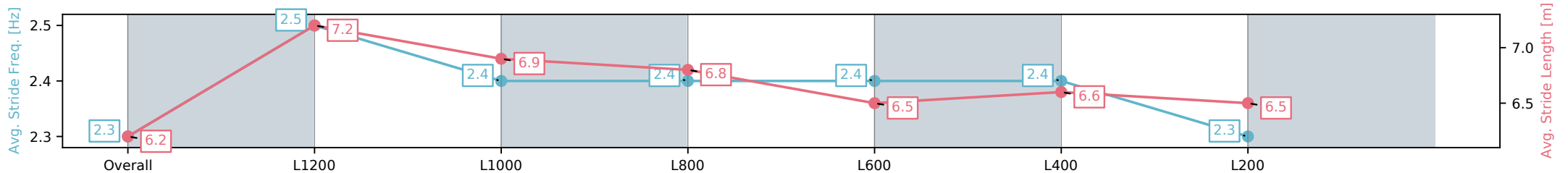
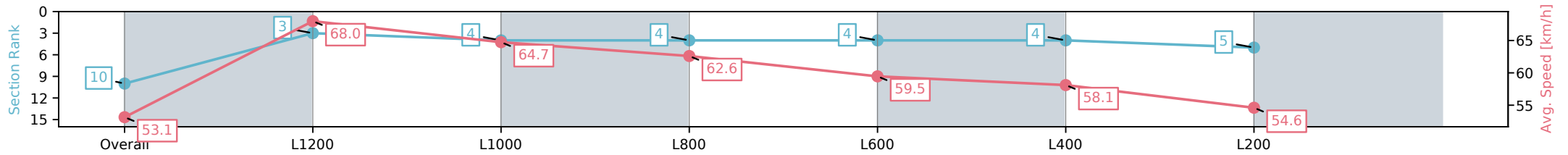
Race 7: Carlton Draught Benchmark 56 Handicap - 1400m

01 January 2025 - 5:23PM

Track Rating: Good 4, Weather: Fine, Rail Position: 1200m Chute, +6m 1000m-W/Post, True Remainder



Section	Overall	L1200	L1000	L800	L600	L400	L200
Section Times	1:25.53 [10] (0:13.55)	1:11.98 [3] (0:10.60)	1:01.38 [4] (0:11.35)	0:50.03 [4] (0:11.89)	0:38.14 [4] (0:12.56)	0:25.57 [4] (0:12.37)	0:13.20 [5] (0:13.20)
Average Speed [km/h]	53.1	68.0	64.7	62.6	59.5	58.1	54.6
Top Speed [km/h]	67.4	69.1	67.2	64.0	60.6	59.8	56.6
Avg. Dist. to Rail [m]	1.1	0.6	4.0	6.5	8.6	11.2	10.8
Avg. Stride Freq. [Hz]	2.3	2.5	2.4	2.4	2.4	2.4	2.3
Avg. Stride Length [m]	6.2	7.2	6.9	6.8	6.5	6.6	6.5



- [] Ranking at each section and finish
- :-:- No data available at this section
- NA No data available

Horse/Jockey Name	VEE ROD/Stacey Metcalfe
Finish Rank	11
Fastest Section Time (Section)	0:10.99 (L1200)
Top Speed [km/h] (Section)	66.7 (L1200)
Race State	Finished



Thomas Farms RC Murray Bridge SA - Professional

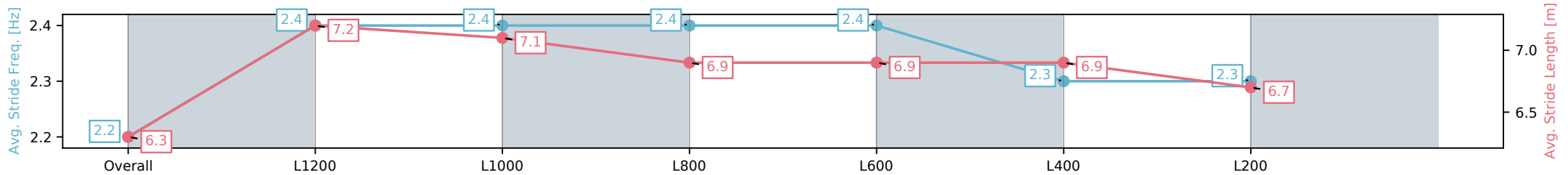
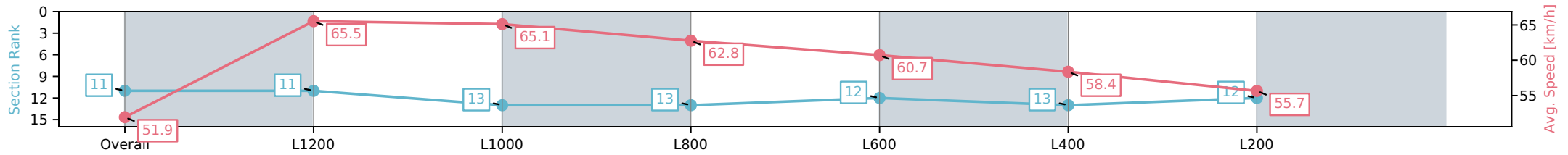
Race 7: Carlton Draught Benchmark 56 Handicap - 1400m

01 January 2025 - 5:23PM

Track Rating: Good 4, Weather: Fine, Rail Position: 1200m Chute, +6m 1000m-W/Post, True Remainder



Section	Overall	L1200	L1000	L800	L600	L400	L200
Section Times	1:25.79 [11] (0:13.89)	1:11.90 [11] (0:10.99)	1:00.91 [13] (0:11.36)	0:49.55 [13] (0:11.93)	0:37.62 [12] (0:12.35)	0:25.27 [13] (0:12.33)	0:12.94 [12] (0:12.94)
Average Speed [km/h]	51.9	65.5	65.1	62.8	60.7	58.4	55.7
Top Speed [km/h]	65.3	66.2	66.7	64.1	62.2	59.6	57.3
Avg. Dist. to Rail [m]	3.8	2.8	5.2	7.9	9.5	14.4	17.2
Avg. Stride Freq. [Hz]	2.2	2.4	2.4	2.4	2.4	2.3	2.3
Avg. Stride Length [m]	6.3	7.2	7.1	6.9	6.9	6.9	6.7



- [] Ranking at each section and finish
- :-:- No data available at this section
- NA No data available

Horse/Jockey Name	WANNASCHMACK/Justin Potter
Finish Rank	12
Fastest Section Time (Section)	0:10.49 (L1200)
Top Speed [km/h] (Section)	69.8 (Overall)
Race State	Finished



Thomas Farms RC Murray Bridge SA - Professional

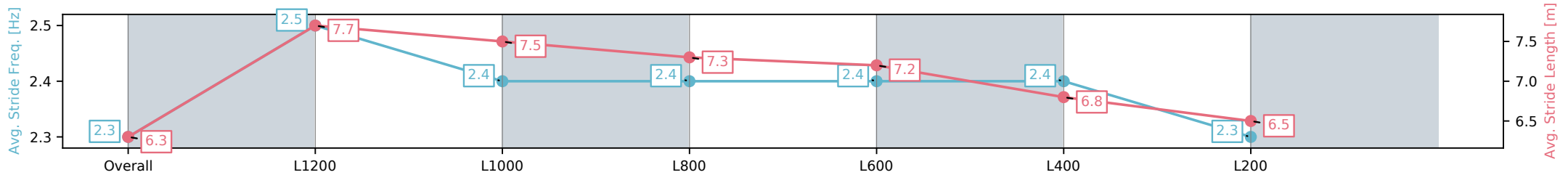
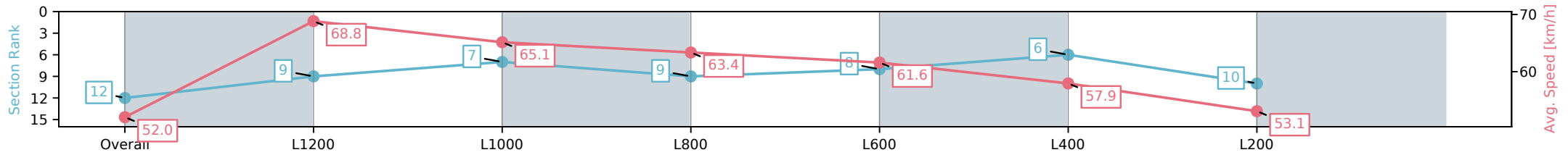
Race 7: Carlton Draught Benchmark 56 Handicap - 1400m

01 January 2025 - 5:23PM

Track Rating: Good 4, Weather: Fine, Rail Position: 1200m Chute, +6m 1000m-W/Post, True Remainder



Section	Overall	L1200	L1000	L800	L600	L400	L200
Section Times	1:26.12 [12] (0:13.84)	1:12.28 [9] (0:10.49)	1:01.79 [7] (0:11.55)	0:50.24 [9] (0:11.96)	0:38.28 [8] (0:12.30)	0:25.98 [6] (0:12.42)	0:13.56 [10] (0:13.56)
Average Speed [km/h]	52.0	68.8	65.1	63.4	61.6	57.9	53.1
Top Speed [km/h]	67.2	69.8	68.5	64.2	63.6	60.7	56.0
Avg. Dist. to Rail [m]	8.4	4.6	8.3	10.4	11.5	14.2	14.6
Avg. Stride Freq. [Hz]	2.3	2.5	2.4	2.4	2.4	2.4	2.3
Avg. Stride Length [m]	6.3	7.7	7.5	7.3	7.2	6.8	6.5



- [] Ranking at each section and finish
- :-:- No data available at this section
- NA No data available

Horse/Jockey Name	BONSA BIG BOY/Sairyn Fawke
Finish Rank	13
Fastest Section Time (Section)	0:10.35 (L1200)
Top Speed [km/h] (Section)	70.9 (Overall)
Race State	Finished



Thomas Farms RC Murray Bridge SA - Professional

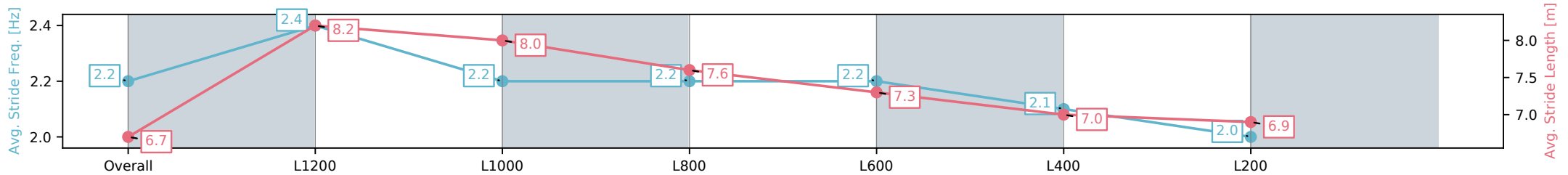
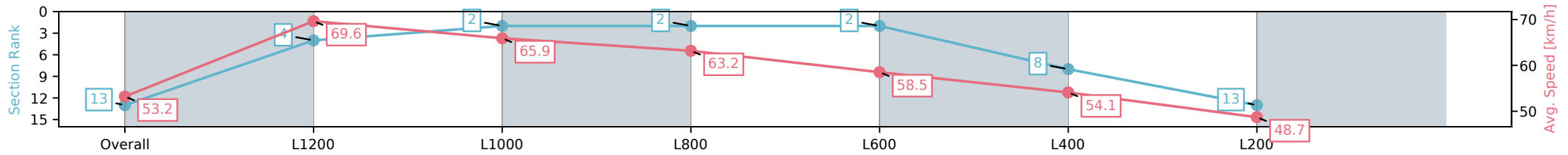
Race 7: Carlton Draught Benchmark 56 Handicap - 1400m

01 January 2025 - 5:23PM

Track Rating: Good 4, Weather: Fine, Rail Position: 1200m Chute, +6m 1000m-W/Post, True Remainder



Section	Overall	L1200	L1000	L800	L600	L400	L200
Section Times	1:28.32 [13] (0:13.56)	1:14.76 [4] (0:10.35)	1:04.41 [2] (0:11.38)	0:53.03 [2] (0:12.07)	0:40.96 [2] (0:12.85)	0:28.11 [8] (0:13.31)	0:14.80 [13] (0:14.80)
Average Speed [km/h]	53.2	69.6	65.9	63.2	58.5	54.1	48.7
Top Speed [km/h]	69.3	70.9	67.7	64.7	61.0	56.1	51.7
Avg. Dist. to Rail [m]	11.3	3.4	7.5	11.8	10.1	11.8	11.8
Avg. Stride Freq. [Hz]	2.2	2.4	2.2	2.2	2.2	2.1	2.0
Avg. Stride Length [m]	6.7	8.2	8.0	7.6	7.3	7.0	6.9



- [] Ranking at each section and finish
- :-:- No data available at this section
- NA No data available