



RACINGSA

# Thomas Farms RC Murray Bridge SA

Race 6: Fred Vella Tyre & Crash Repair Rating 0 - 56 Handicap - 1200m

01 January 2025 - 4:42PM

Track Rating: Good 4, Weather: Fine, Rail Position: 1200m Chute, +6m 1000m-W/Post,  
True Remainder



Murray Bridge  
Racing Club

Section													Overall	L1000	L800	L600	L400	L200		
Field Times													1:12.23	0:58.85	0:48.16	0:36.56	0:24.42	0:12.59		
													(0:13.38)	(0:10.68)	(0:11.59)	(0:12.16)	(0:11.83)	(0:12.59)		
Position	#	Horse/Jockey	Barrier	Top Speed [km/h]	Fastest Section	First 400m								Margin	Distance Travelled From Winner [m]					
1	1	ROYAL TRAPEZE	7	68.4	0:10.77	0:24.46	1:12.23	0:58.54 [6]	0:47.77 [6]	0:36.29 [6]	0:24.25 [4]	0:12.45 [2]	1:12.23							
		Todd Pannell		1200-1000	1000-800		(0:13.69)	(0:10.77)	(0:11.48)	(0:12.04)	(0:11.80)	(0:12.45)								
2	4	CHEF MILITAIRE	6	68.1	0:10.70	0:24.39	1:12.30	0:58.61 [5]	0:47.91 [5]	0:36.38 [5]	0:24.15 [6]	0:12.42 [4]	0.41L	-2						
		Sophie Mitchell		1200-1000	1000-800		(0:13.69)	(0:10.70)	(0:11.53)	(0:12.23)	(0:11.73)	(0:12.42)								
3	8	EXALTED KATE	9	68.8	0:10.65	0:24.26	1:12.35	0:58.74 [4]	0:48.09 [4]	0:36.65 [3]	0:24.47 [2]	0:12.72 [1]	0.74L	-1						
		Rochelle Milnes		1200-1000	1000-800		(0:13.61)	(0:10.65)	(0:11.44)	(0:12.18)	(0:11.75)	(0:12.72)								
4	7	OUR DIVINYL	13	68.6	0:10.66	0:24.69	1:12.45	0:58.42 [9]	0:47.76 [9]	0:36.26 [8]	0:23.97 [10]	0:12.23 [10]	1.39L	+2						
		Taylor Johnstone		1200-1000	1000-800		(0:14.03)	(0:10.66)	(0:11.50)	(0:12.28)	(0:11.74)	(0:12.23)								
5	15	CORK HARBOUR	2	66.9	0:10.85	0:24.23	1:12.61	0:59.23 [1]	0:48.38 [3]	0:36.86 [4]	0:24.63 [3]	0:12.71 [5]	2.35L	-3						
		Alana Livesey		1200-1000	1000-800		(0:13.38)	(0:10.85)	(0:11.52)	(0:12.23)	(0:11.92)	(0:12.71)								
6	13	TYUSIX	4	67.5	0:10.89	0:24.61	1:12.61	0:58.89 [7]	0:48.00 [7]	0:36.43 [7]	0:24.40 [7]	0:12.47 [7]	2.37L	-4						
		Zoe Lloyd		1200-1000	1000-800		(0:13.72)	(0:10.89)	(0:11.56)	(0:12.03)	(0:11.93)	(0:12.47)								
7	5	PYRAMID OF FIRE	10	69.2	0:10.60	0:24.67	1:12.69	0:58.62 [10]	0:48.02 [8]	0:36.44 [9]	0:24.29 [8]	0:12.49 [8]	2.86L	+1						
		Dom Tourneur		1200-1000	1000-800		(0:14.07)	(0:10.60)	(0:11.57)	(0:12.15)	(0:11.80)	(0:12.49)								
8	9	OUR GODDESS	8	69.1	0:10.65	0:24.06	1:12.70	0:59.29 [3]	0:48.64 [1]	0:37.02 [2]	0:24.89 [1]	0:12.91 [3]	2.94L	-1						
		Felicity Atkinson		1200-1000	1000-800		(0:13.41)	(0:10.65)	(0:11.62)	(0:12.13)	(0:11.98)	(0:12.91)								
9	10	PROSPERINA	3	67.3	0:10.86	0:24.71	1:12.74	0:58.89 [8]	0:48.03 [10]	0:36.28 [10]	0:24.28 [9]	0:12.53 [9]	3.2L	-2						
		Kayla Crowther		1200-1000	1000-800		(0:13.85)	(0:10.86)	(0:11.75)	(0:12.00)	(0:11.75)	(0:12.53)								
10	6	COLORADO CRUZ	5	68.4	0:10.74	0:24.12	1:12.93	0:59.55 [1]	0:48.81 [2]	0:37.28 [1]	0:24.85 [5]	0:12.80 [6]	4.39L	-3						
		Stacey Metcalfe		1200-1000	1000-800		(0:13.38)	(0:10.74)	(0:11.53)	(0:12.43)	(0:12.05)	(0:12.80)								

Scratched: Navy Gold (#3), Our Selection (#12), Last War (#17)

Report Created: Wed 01 January 2025 17:34:59 GMT+11 (Note: Timing is based on positional data)

- [ ] Position in running at each section and finish
- #: Saddle cloth number
- : No data available at this section
- DNF: Did not finish
- NA: No data available
- DNT: Did not track
- █ Background shading for fastest section



RACINGSA

# Thomas Farms RC Murray Bridge SA

Race 6: Fred Vella Tyre & Crash Repair Rating 0 - 56 Handicap - 1200m

01 January 2025 - 4:42PM

Track Rating: Good 4, Weather: Fine, Rail Position: 1200m Chute, +6m 1000m-W/Post,  
True Remainder



Murray Bridge  
Racing Club

Section								Overall	L1000	L800	L600	L400	L200		
Field Times								1:12.23 (0:13.38)	0:58.85 (0:10.68)	0:48.16 (0:11.59)	0:36.56 (0:12.16)	0:24.42 (0:11.83)	0:12.59 (0:12.59)		
Position	#	Horse/Jockey	Barrier	Top Speed [km/h]	Fastest Section	First 400m							Margin	Distance Travelled From Winner [m]	
11	2	<b>DERBY DOWNS</b> Matthew Chadwick	11	67.4 1200-1000	0:10.83 1000-800	0:25.17	1:12.98 (0:14.34)	0:58.64 [11] (0:10.83)	0:47.81 [11] (0:11.40)	0:36.41 [12] (0:12.11)	0:24.30 [12] (0:11.79)	0:12.51 [11] (0:12.51)	4.69L	+1	
12	16	<b>RUE BUNGAN</b> Justin Potter	14	67.4 1000-800	0:10.88 1000-800	0:25.40	1:12.99 (0:14.52)	0:58.47 [13] (0:10.88)	0:47.59 [13] (0:11.34)	0:36.25 [13] (0:11.92)	0:24.33 [11] (0:11.90)	0:12.43 [13] (0:12.43)	4.77L	-2	
13	14	<b>MISS THATCHER</b> Tala Hutchinson	12	68.5 1000-800	0:10.89 1000-800	0:25.31	1:13.14 (0:14.42)	0:58.72 [12] (0:10.89)	0:47.83 [12] (0:11.23)	0:36.60 [11] (0:12.16)	0:24.44 [13] (0:11.81)	0:12.63 [12] (0:12.63)	5.76L	-1	
14	11	<b>HEY MIKKI</b> Sairyn Fawke	1	66.4 1200-1000	0:11.07 1000-800	0:27.94	1:18.33 (0:16.87)	1:01.46 [14] (0:11.07)	0:50.39 [14] (0:11.61)	0:38.78 [14] (0:12.56)	0:26.22 [14] (0:12.82)	0:13.40 [14] (0:13.40)	38.58L	+0	

Scratched: Navy Gold (#3), Our Selection (#12), Last War (#17)

- [ ] Position in running at each section and finish
- #: Saddle cloth number
- : No data available at this section
- DNF: Did not finish
- NA: No data available
- DNT: Did not track
- █: Background shading for fastest section

Horse/Jockey Name	ROYAL TRAPEZE/Todd Pannell
Finish Rank	1
Fastest Section Time (Section)	0:10.77 (L1000)
Top Speed [km/h] (Section)	68.4 (Overall)
Race State	Finished



Thomas Farms RC Murray Bridge SA - Professional

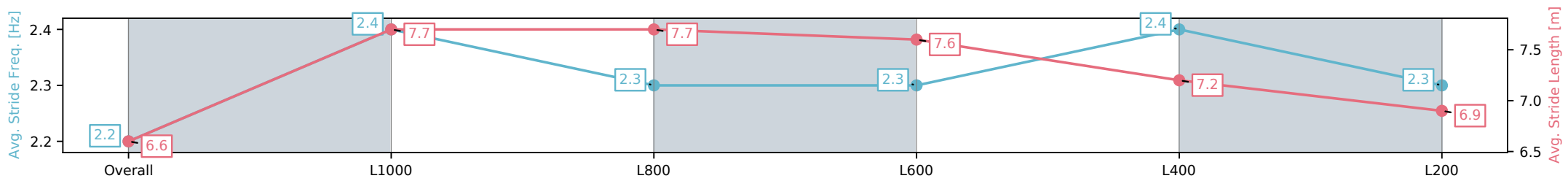
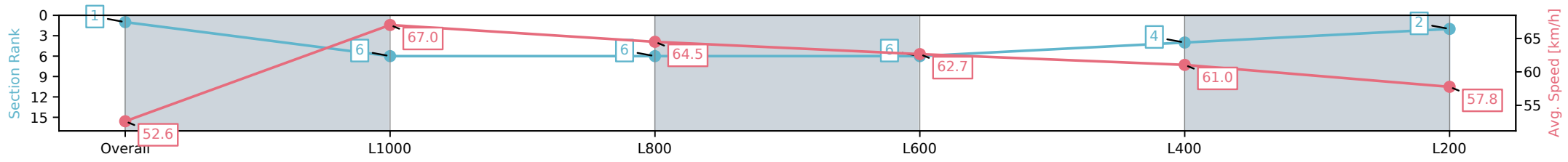
Race 6: Fred Vella Tyre & Crash Repair Rating 0 - 56  
Handicap - 1200m

01 January 2025 - 4:42PM

Track Rating: Good 4, Weather: Fine, Rail Position: 1200m Chute,  
+6m 1000m-W/Post, True Remainder



Section	Overall	L1000	L800	L600	L400	L200
Section Times	1:12.23 [1] (0:13.69)	0:58.54 [6] (0:10.77)	0:47.77 [6] (0:11.48)	0:36.29 [6] (0:12.04)	0:24.25 [4] (0:11.80)	0:12.45 [2] (0:12.45)
Average Speed [km/h]	52.6	67.0	64.5	62.7	61.0	57.8
Top Speed [km/h]	67.4	68.4	66.6	63.4	62.3	59.9
Avg. Dist. to Rail [m]	3.0	5.0	9.6	10.9	14.3	15.4
Avg. Stride Freq. [Hz]	2.2	2.4	2.3	2.3	2.4	2.3
Avg. Stride Length [m]	6.6	7.7	7.7	7.6	7.2	6.9



[ ] Ranking at each section and finish  
 -:-:- No data available at this section  
 NA No data available

Horse/Jockey Name	CHEF MILITAIRE/Sophie Mitchell
Finish Rank	2
Fastest Section Time (Section)	0:10.70 (L1000)
Top Speed [km/h] (Section)	68.1 (Overall)
Race State	Finished



Thomas Farms RC Murray Bridge SA - Professional

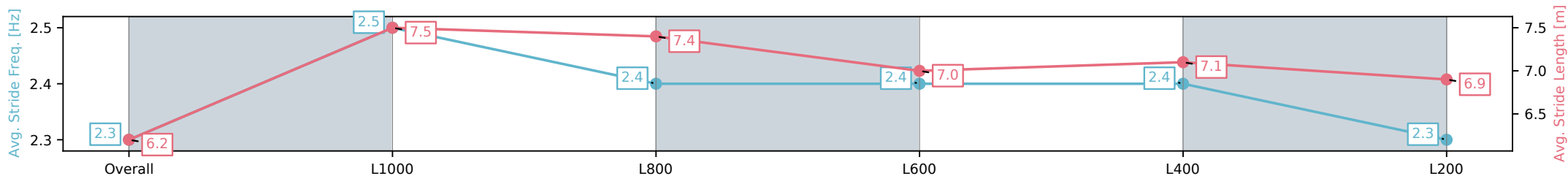
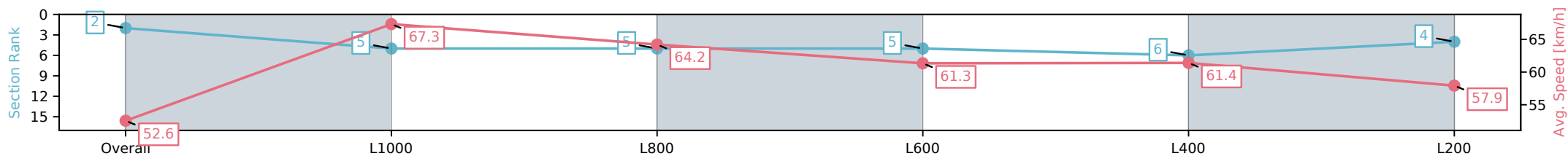
Race 6: Fred Vella Tyre & Crash Repair Rating 0 - 56  
Handicap - 1200m

01 January 2025 - 4:42PM

Track Rating: Good 4, Weather: Fine, Rail Position: 1200m Chute,  
+6m 1000m-W/Post, True Remainder



Section	Overall	L1000	L800	L600	L400	L200
Section Times	1:12.30 [2] (0:13.69)	0:58.61 [5] (0:10.70)	0:47.91 [5] (0:11.53)	0:36.38 [5] (0:12.23)	0:24.15 [6] (0:11.73)	0:12.42 [4] (0:12.42)
Average Speed [km/h]	52.6	67.3	64.2	61.3	61.4	57.9
Top Speed [km/h]	66.5	68.1	66.9	63.6	64.9	60.0
Avg. Dist. to Rail [m]	2.2	4.2	9.1	9.3	11.6	14.1
Avg. Stride Freq. [Hz]	2.3	2.5	2.4	2.4	2.4	2.3
Avg. Stride Length [m]	6.2	7.5	7.4	7.0	7.1	6.9



- [ ] Ranking at each section and finish
- :-:- No data available at this section
- NA No data available

Horse/Jockey Name	EXALTED KATE/Rochelle Milnes
Finish Rank	3
Fastest Section Time (Section)	0:10.65 (L1000)
Top Speed [km/h] (Section)	68.8 (Overall)
Race State	Finished



Thomas Farms RC Murray Bridge SA - Professional

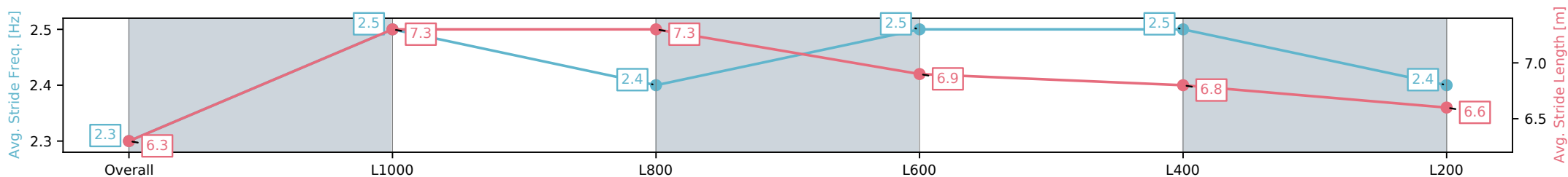
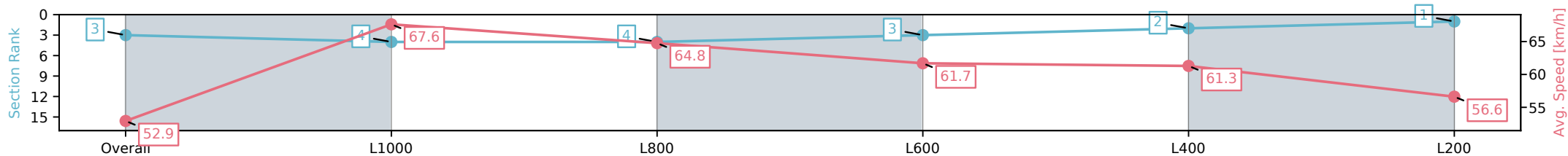
Race 6: Fred Vella Tyre & Crash Repair Rating 0 - 56  
Handicap - 1200m

01 January 2025 - 4:42PM

Track Rating: Good 4, Weather: Fine, Rail Position: 1200m Chute,  
+6m 1000m-W/Post, True Remainder



Section	Overall	L1000	L800	L600	L400	L200
Section Times	1:12.35 [3] (0:13.61)	0:58.74 [4] (0:10.65)	0:48.09 [4] (0:11.44)	0:36.65 [3] (0:12.18)	0:24.47 [2] (0:11.75)	0:12.72 [1] (0:12.72)
Average Speed [km/h]	52.9	67.6	64.8	61.7	61.3	56.6
Top Speed [km/h]	67.8	68.8	67.3	63.0	63.0	59.0
Avg. Dist. to Rail [m]	4.4	5.2	9.6	9.6	12.6	13.0
Avg. Stride Freq. [Hz]	2.3	2.5	2.4	2.5	2.5	2.4
Avg. Stride Length [m]	6.3	7.3	7.3	6.9	6.8	6.6



- [ ] Ranking at each section and finish
- :-:- No data available at this section
- NA No data available

Horse/Jockey Name	OUR DIVINYL/Taylor Johnstone
Finish Rank	4
Fastest Section Time (Section)	0:10.66 (L1000)
Top Speed [km/h] (Section)	68.6 (Overall)
Race State	Finished



Thomas Farms RC Murray Bridge SA - Professional

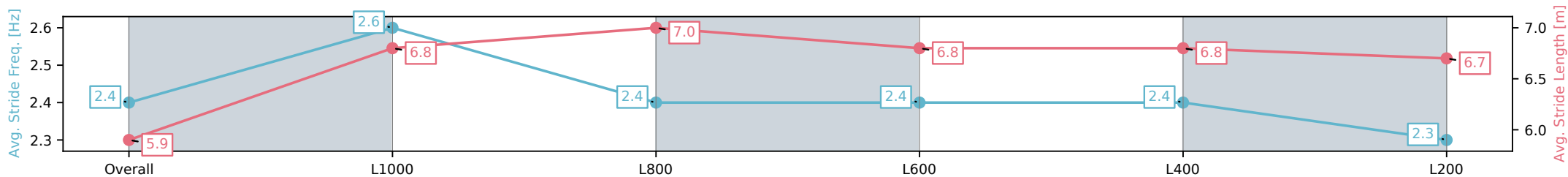
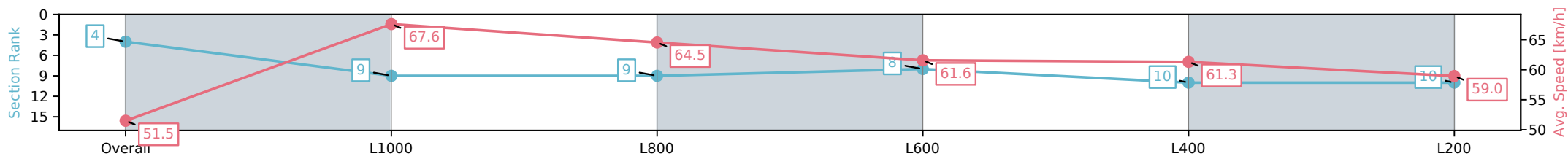
Race 6: Fred Vella Tyre & Crash Repair Rating 0 - 56  
Handicap - 1200m

01 January 2025 - 4:42PM

Track Rating: Good 4, Weather: Fine, Rail Position: 1200m Chute,  
+6m 1000m-W/Post, True Remainder



Section	Overall	L1000	L800	L600	L400	L200
Section Times	1:12.45 [4] (0:14.03)	0:58.42 [9] (0:10.66)	0:47.76 [9] (0:11.50)	0:36.26 [8] (0:12.28)	0:23.97 [10] (0:11.74)	0:12.23 [10] (0:12.23)
Average Speed [km/h]	51.5	67.6	64.5	61.6	61.3	59.0
Top Speed [km/h]	65.9	68.6	66.1	63.3	62.6	61.3
Avg. Dist. to Rail [m]	7.5	6.0	10.8	11.4	13.8	15.5
Avg. Stride Freq. [Hz]	2.4	2.6	2.4	2.4	2.4	2.3
Avg. Stride Length [m]	5.9	6.8	7.0	6.8	6.8	6.7



- [ ] Ranking at each section and finish
- :-:- No data available at this section
- NA No data available

Horse/Jockey Name	CORK HARBOUR/Alana Livesey
Finish Rank	5
Fastest Section Time (Section)	0:10.85 (L1000)
Top Speed [km/h] (Section)	66.9 (Overall)
Race State	Finished



Thomas Farms RC Murray Bridge SA - Professional

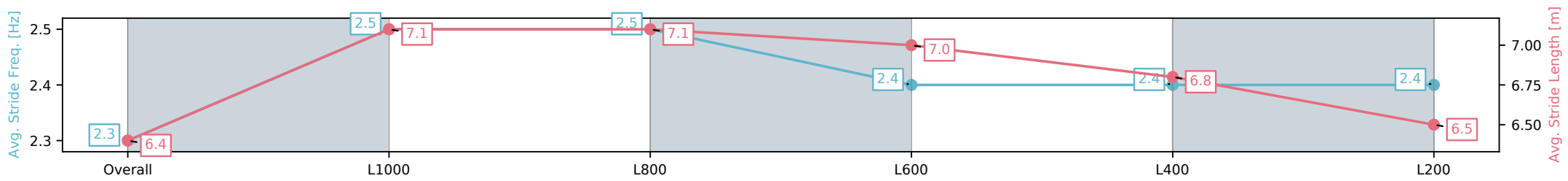
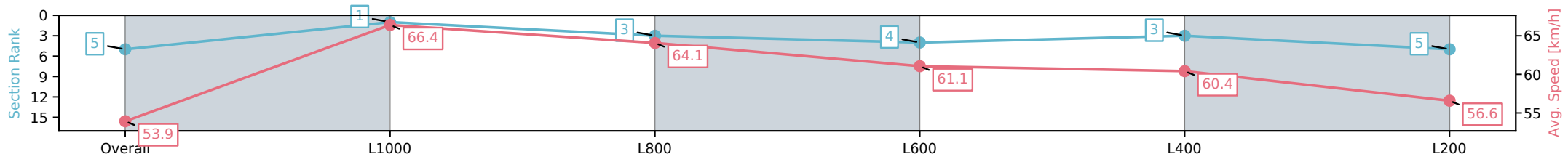
Race 6: Fred Vella Tyre & Crash Repair Rating 0 - 56  
Handicap - 1200m

01 January 2025 - 4:42PM



Track Rating: Good 4, Weather: Fine, Rail Position: 1200m Chute,  
+6m 1000m-W/Post, True Remainder

Section	Overall	L1000	L800	L600	L400	L200
Section Times	1:12.61 [5] (0:13.38)	0:59.23 [1] (0:10.85)	0:48.38 [3] (0:11.52)	0:36.86 [4] (0:12.23)	0:24.63 [3] (0:11.92)	0:12.71 [5] (0:12.71)
Average Speed [km/h]	53.9	66.4	64.1	61.1	60.4	56.6
Top Speed [km/h]	66.3	66.9	66.0	62.1	61.6	58.3
Avg. Dist. to Rail [m]	0.7	3.5	8.3	8.1	9.3	10.2
Avg. Stride Freq. [Hz]	2.3	2.5	2.5	2.4	2.4	2.4
Avg. Stride Length [m]	6.4	7.1	7.1	7.0	6.8	6.5



[ ] Ranking at each section and finish  
 -:-:- No data available at this section  
 NA No data available

Horse/Jockey Name	TYUSIX/Zoe Lloyd
Finish Rank	6
Fastest Section Time (Section)	0:10.89 (L1000)
Top Speed [km/h] (Section)	67.5 (Overall)
Race State	Finished



### Thomas Farms RC Murray Bridge SA - Professional

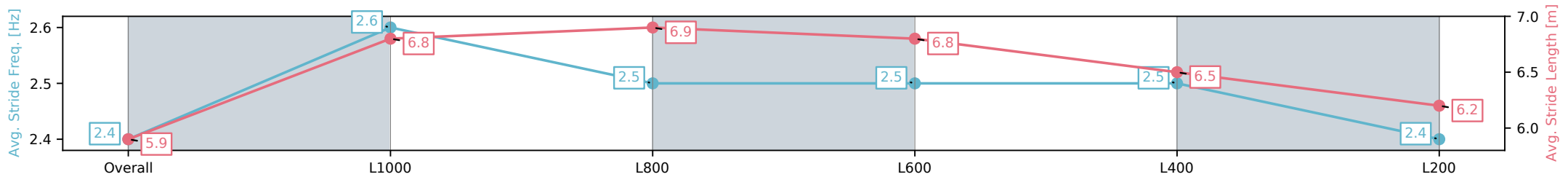
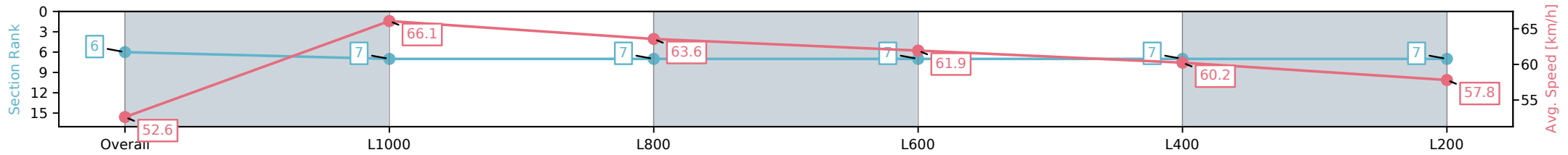
Race 6: Fred Vella Tyre & Crash Repair Rating 0 - 56  
Handicap - 1200m

01 January 2025 - 4:42PM

Track Rating: Good 4, Weather: Fine, Rail Position: 1200m Chute,  
+6m 1000m-W/Post, True Remainder



Section	Overall	L1000	L800	L600	L400	L200
Section Times	1:12.61 [6] (0:13.72)	0:58.89 [7] (0:10.89)	0:48.00 [7] (0:11.56)	0:36.43 [7] (0:12.03)	0:24.40 [7] (0:11.93)	0:12.47 [7] (0:12.47)
Average Speed [km/h]	52.6	66.1	63.6	61.9	60.2	57.8
Top Speed [km/h]	66.3	67.5	65.5	62.5	61.9	59.6
Avg. Dist. to Rail [m]	1.4	3.0	7.3	7.7	9.4	9.3
Avg. Stride Freq. [Hz]	2.4	2.6	2.5	2.5	2.5	2.4
Avg. Stride Length [m]	5.9	6.8	6.9	6.8	6.5	6.2



- [ ] Ranking at each section and finish
- :-:- No data available at this section
- NA No data available



Horse/Jockey Name	PYRAMID OF FIRE/Dom Tourneur
Finish Rank	7
Fastest Section Time (Section)	0:10.60 (L1000)
Top Speed [km/h] (Section)	69.2 (Overall)
Race State	Finished



Thomas Farms RC Murray Bridge SA - Professional

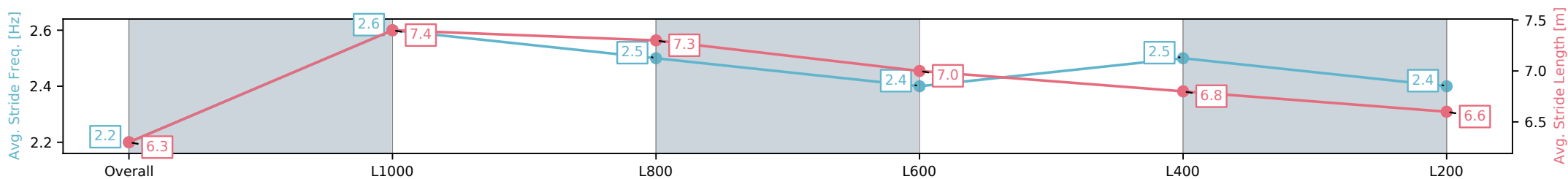
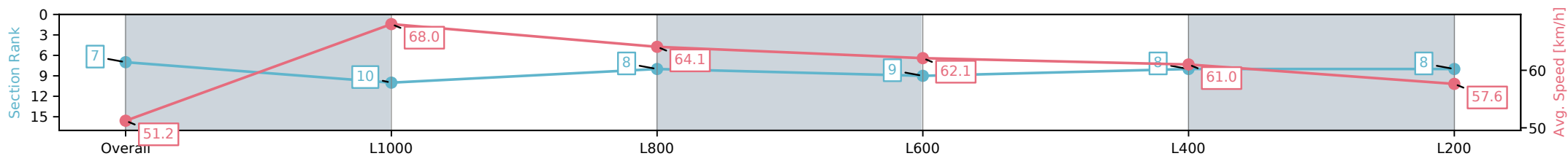
Race 6: Fred Vella Tyre & Crash Repair Rating 0 - 56  
Handicap - 1200m

01 January 2025 - 4:42PM

Track Rating: Good 4, Weather: Fine, Rail Position: 1200m Chute,  
+6m 1000m-W/Post, True Remainder



Section	Overall	L1000	L800	L600	L400	L200
Section Times	1:12.69 [7] (0:14.07)	0:58.62 [10] (0:10.60)	0:48.02 [8] (0:11.57)	0:36.44 [9] (0:12.15)	0:24.29 [8] (0:11.80)	0:12.49 [8] (0:12.49)
Average Speed [km/h]	51.2	68.0	64.1	62.1	61.0	57.6
Top Speed [km/h]	66.4	69.2	66.1	63.5	63.5	59.4
Avg. Dist. to Rail [m]	3.8	4.3	9.8	10.9	15.6	16.8
Avg. Stride Freq. [Hz]	2.2	2.6	2.5	2.4	2.5	2.4
Avg. Stride Length [m]	6.3	7.4	7.3	7.0	6.8	6.6



- [ ] Ranking at each section and finish
- :-:- No data available at this section
- NA No data available

Horse/Jockey Name	OUR GODDESS/Felicity Atkinson
Finish Rank	8
Fastest Section Time (Section)	0:10.65 (L1000)
Top Speed [km/h] (Section)	69.1 (Overall)
Race State	Finished



Thomas Farms RC Murray Bridge SA - Professional

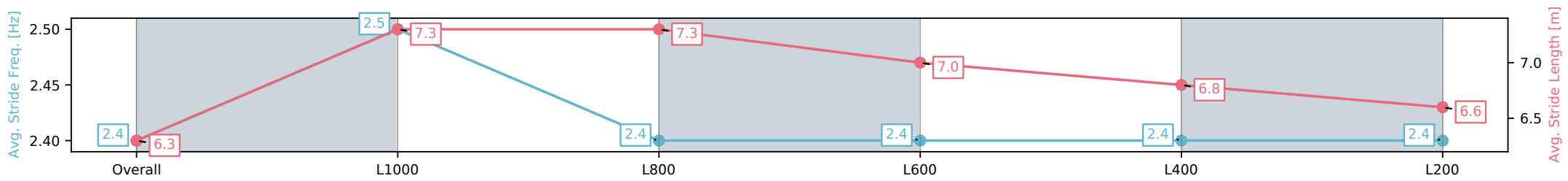
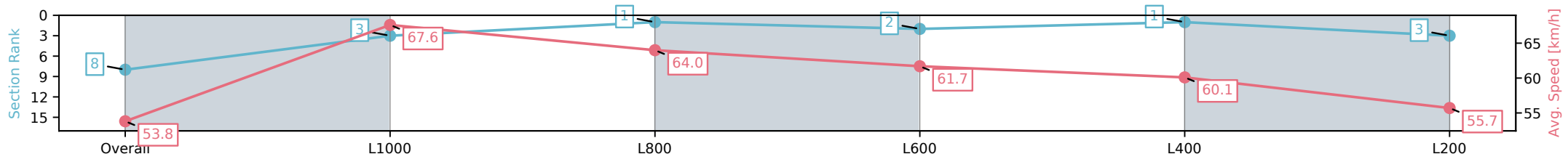
Race 6: Fred Vella Tyre & Crash Repair Rating 0 - 56  
Handicap - 1200m

01 January 2025 - 4:42PM



Track Rating: Good 4, Weather: Fine, Rail Position: 1200m Chute,  
+6m 1000m-W/Post, True Remainder

Section	Overall	L1000	L800	L600	L400	L200
Section Times	1:12.70 [8] (0:13.41)	0:59.29 [3] (0:10.65)	0:48.64 [1] (0:11.62)	0:37.02 [2] (0:12.13)	0:24.89 [1] (0:11.98)	0:12.91 [3] (0:12.91)
Average Speed [km/h]	53.8	67.6	64.0	61.7	60.1	55.7
Top Speed [km/h]	68.1	69.1	67.1	63.1	62.2	57.8
Avg. Dist. to Rail [m]	2.9	5.0	10.6	8.7	9.8	11.1
Avg. Stride Freq. [Hz]	2.4	2.5	2.4	2.4	2.4	2.4
Avg. Stride Length [m]	6.3	7.3	7.3	7.0	6.8	6.6



[ ] Ranking at each section and finish  
 -:-:- No data available at this section  
 NA No data available

Horse/Jockey Name	PROSPERINA/Kayla Crowther
Finish Rank	9
Fastest Section Time (Section)	0:10.86 (L1000)
Top Speed [km/h] (Section)	67.3 (Overall)
Race State	Finished



Thomas Farms RC Murray Bridge SA - Professional

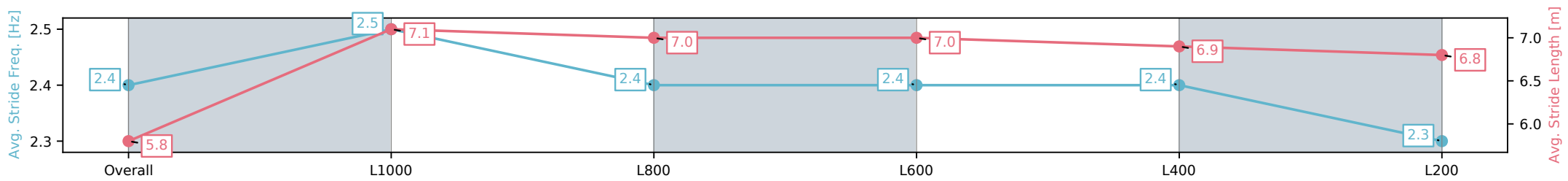
Race 6: Fred Vella Tyre & Crash Repair Rating 0 - 56  
Handicap - 1200m

01 January 2025 - 4:42PM



Track Rating: Good 4, Weather: Fine, Rail Position: 1200m Chute,  
+6m 1000m-W/Post, True Remainder

Section	Overall	L1000	L800	L600	L400	L200
Section Times	1:12.74 [9] (0:13.85)	0:58.89 [8] (0:10.86)	0:48.03 [10] (0:11.75)	0:36.28 [10] (0:12.00)	0:24.28 [9] (0:11.75)	0:12.53 [9] (0:12.53)
Average Speed [km/h]	52.0	66.5	62.7	62.4	61.3	57.5
Top Speed [km/h]	65.8	67.3	64.6	63.1	62.5	60.2
Avg. Dist. to Rail [m]	1.1	2.7	8.0	8.8	11.7	13.3
Avg. Stride Freq. [Hz]	2.4	2.5	2.4	2.4	2.4	2.3
Avg. Stride Length [m]	5.8	7.1	7.0	7.0	6.9	6.8



[ ] Ranking at each section and finish  
 -:-:- No data available at this section  
 NA No data available

Horse/Jockey Name	COLORADO CRUZ/Stacey Metcalfe
Finish Rank	10
Fastest Section Time (Section)	0:10.74 (L1000)
Top Speed [km/h] (Section)	68.4 (Overall)
Race State	Finished



Thomas Farms RC Murray Bridge SA - Professional

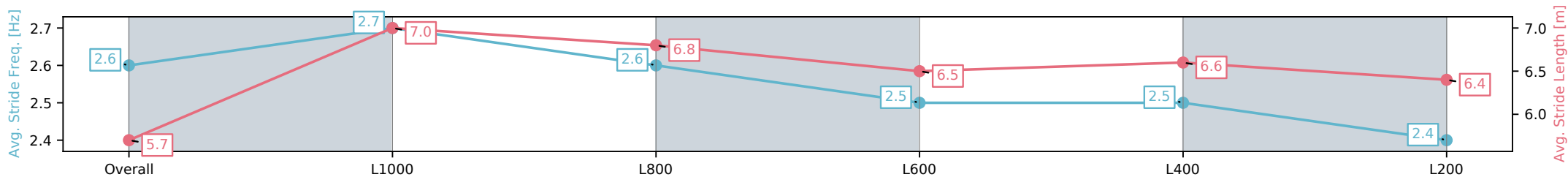
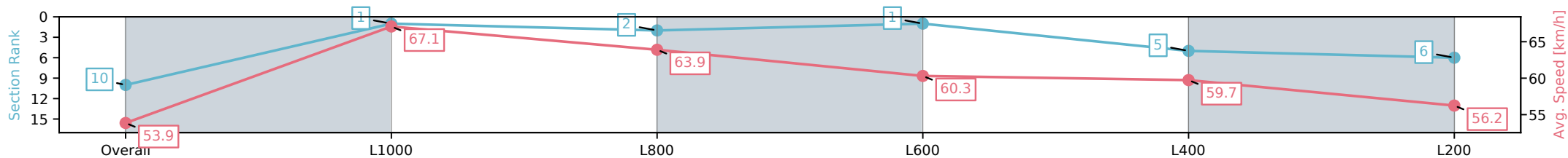
Race 6: Fred Vella Tyre & Crash Repair Rating 0 - 56  
Handicap - 1200m

01 January 2025 - 4:42PM

Track Rating: Good 4, Weather: Fine, Rail Position: 1200m Chute,  
+6m 1000m-W/Post, True Remainder



Section	Overall	L1000	L800	L600	L400	L200
Section Times	1:12.93 [10] (0:13.38)	0:59.55 [1] (0:10.74)	0:48.81 [2] (0:11.53)	0:37.28 [1] (0:12.43)	0:24.85 [5] (0:12.05)	0:12.80 [6] (0:12.80)
Average Speed [km/h]	53.9	67.1	63.9	60.3	59.7	56.2
Top Speed [km/h]	68.2	68.4	66.6	61.2	61.5	57.8
Avg. Dist. to Rail [m]	1.4	2.9	7.9	9.1	10.7	13.5
Avg. Stride Freq. [Hz]	2.6	2.7	2.6	2.5	2.5	2.4
Avg. Stride Length [m]	5.7	7.0	6.8	6.5	6.6	6.4



- [ ] Ranking at each section and finish
- :-:- No data available at this section
- NA No data available

Horse/Jockey Name	DERBY DOWNS/Matthew Chadwick
Finish Rank	11
Fastest Section Time (Section)	0:10.83 (L1000)
Top Speed [km/h] (Section)	67.4 (Overall)
Race State	Finished



Thomas Farms RC Murray Bridge SA - Professional

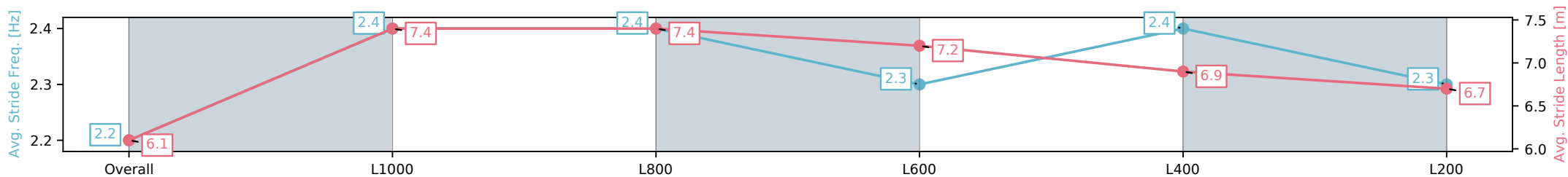
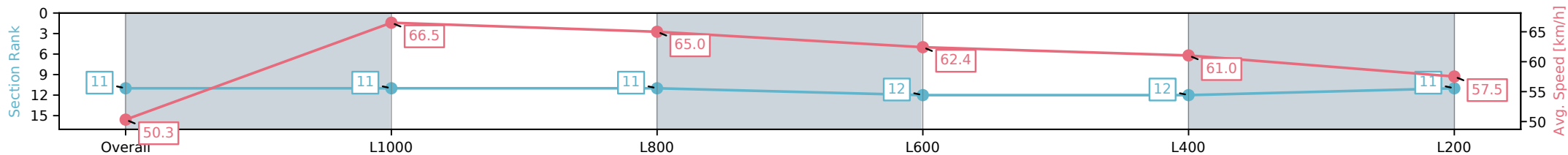
Race 6: Fred Vella Tyre & Crash Repair Rating 0 - 56  
Handicap - 1200m

01 January 2025 - 4:42PM

Track Rating: Good 4, Weather: Fine, Rail Position: 1200m Chute,  
+6m 1000m-W/Post, True Remainder



Section	Overall	L1000	L800	L600	L400	L200
Section Times	1:12.98 [11] (0:14.34)	0:58.64 [11] (0:10.83)	0:47.81 [11] (0:11.40)	0:36.41 [12] (0:12.11)	0:24.30 [12] (0:11.79)	0:12.51 [11] (0:12.51)
Average Speed [km/h]	50.3	66.5	65.0	62.4	61.0	57.5
Top Speed [km/h]	64.6	67.4	66.2	64.4	62.3	60.1
Avg. Dist. to Rail [m]	5.2	4.6	9.4	11.3	16.1	16.8
Avg. Stride Freq. [Hz]	2.2	2.4	2.4	2.3	2.4	2.3
Avg. Stride Length [m]	6.1	7.4	7.4	7.2	6.9	6.7



[ ] Ranking at each section and finish  
 -:-:- No data available at this section  
 NA No data available

Horse/Jockey Name	RUE BUNGAN/Justin Potter
Finish Rank	12
Fastest Section Time (Section)	0:10.88 (L1000)
Top Speed [km/h] (Section)	67.4 (L1000)
Race State	Finished



Thomas Farms RC Murray Bridge SA - Professional

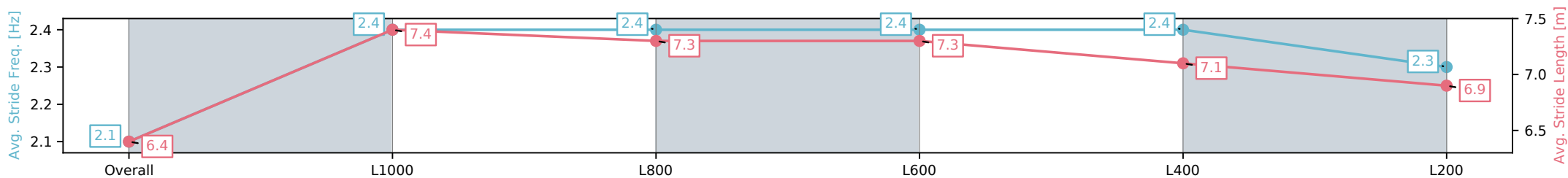
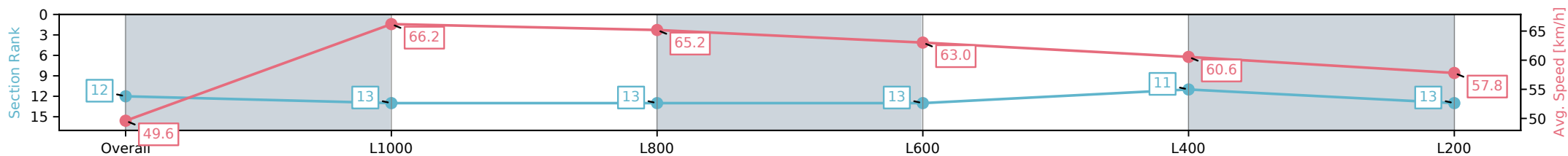
Race 6: Fred Vella Tyre & Crash Repair Rating 0 - 56  
Handicap - 1200m

01 January 2025 - 4:42PM

Track Rating: Good 4, Weather: Fine, Rail Position: 1200m Chute,  
+6m 1000m-W/Post, True Remainder



Section	Overall	L1000	L800	L600	L400	L200
Section Times	1:12.99 [12] (0:14.52)	0:58.47 [13] (0:10.88)	0:47.59 [13] (0:11.34)	0:36.25 [13] (0:11.92)	0:24.33 [11] (0:11.90)	0:12.43 [13] (0:12.43)
Average Speed [km/h]	49.6	66.2	65.2	63.0	60.6	57.8
Top Speed [km/h]	65.0	67.4	67.4	63.8	62.9	60.7
Avg. Dist. to Rail [m]	6.3	3.3	8.5	9.9	10.7	10.3
Avg. Stride Freq. [Hz]	2.1	2.4	2.4	2.4	2.4	2.3
Avg. Stride Length [m]	6.4	7.4	7.3	7.3	7.1	6.9



- [ ] Ranking at each section and finish
- :-:- No data available at this section
- NA No data available

Horse/Jockey Name	MISS THATCHER/Tala Hutchinson
Finish Rank	13
Fastest Section Time (Section)	0:10.89 (L1000)
Top Speed [km/h] (Section)	68.5 (L1000)
Race State	Finished



Thomas Farms RC Murray Bridge SA - Professional

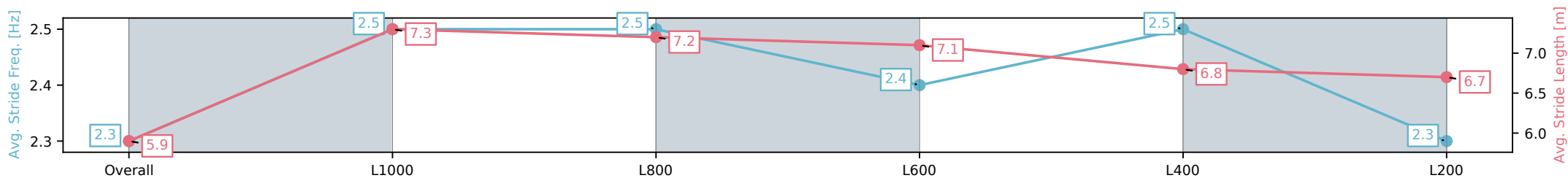
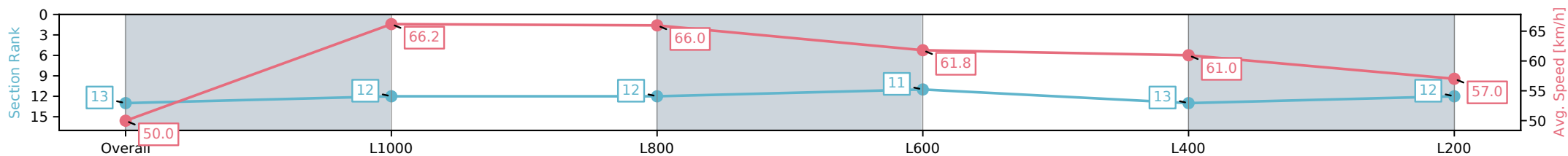
Race 6: Fred Vella Tyre & Crash Repair Rating 0 - 56  
Handicap - 1200m

01 January 2025 - 4:42PM

Track Rating: Good 4, Weather: Fine, Rail Position: 1200m Chute,  
+6m 1000m-W/Post, True Remainder



Section	Overall	L1000	L800	L600	L400	L200
Section Times	1:13.14 [13] (0:14.42)	0:58.72 [12] (0:10.89)	0:47.83 [12] (0:11.23)	0:36.60 [11] (0:12.16)	0:24.44 [13] (0:11.81)	0:12.63 [12] (0:12.63)
Average Speed [km/h]	50.0	66.2	66.0	61.8	61.0	57.0
Top Speed [km/h]	65.1	66.8	68.5	64.2	62.4	58.8
Avg. Dist. to Rail [m]	5.8	5.3	9.5	10.0	14.7	15.0
Avg. Stride Freq. [Hz]	2.3	2.5	2.5	2.4	2.5	2.3
Avg. Stride Length [m]	5.9	7.3	7.2	7.1	6.8	6.7



- [ ] Ranking at each section and finish
- :-:- No data available at this section
- NA No data available

Horse/Jockey Name	HEY MIKKI/Sairyn Fawke
Finish Rank	14
Fastest Section Time (Section)	0:11.07 (L1000)
Top Speed [km/h] (Section)	66.4 (Overall)
Race State	Finished



Thomas Farms RC Murray Bridge SA - Professional

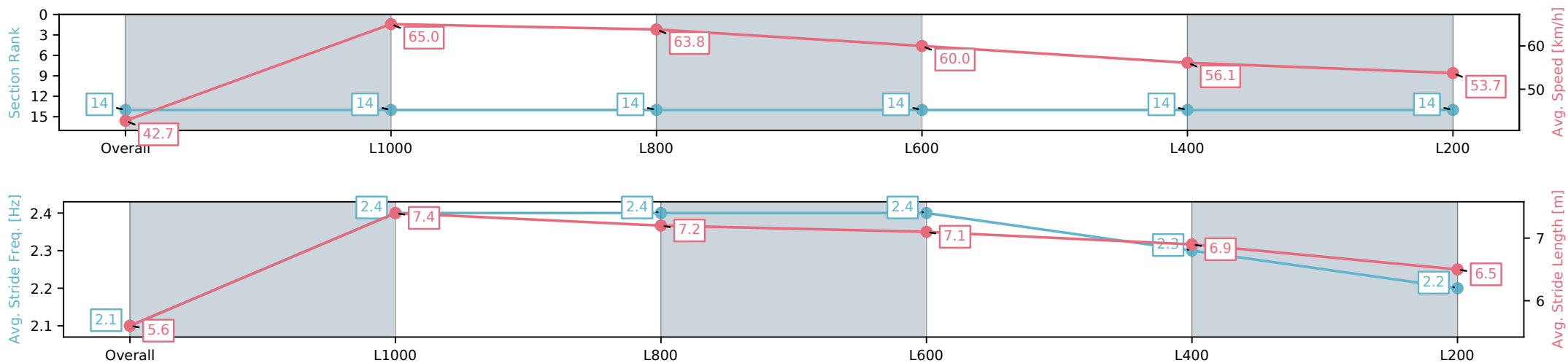
Race 6: Fred Vella Tyre & Crash Repair Rating 0 - 56  
Handicap - 1200m

01 January 2025 - 4:42PM

Track Rating: Good 4, Weather: Fine, Rail Position: 1200m Chute,  
+6m 1000m-W/Post, True Remainder



Section	Overall	L1000	L800	L600	L400	L200
Section Times	1:18.33 [14] (0:16.87)	1:01.46 [14] (0:11.07)	0:50.39 [14] (0:11.61)	0:38.78 [14] (0:12.56)	0:26.22 [14] (0:12.82)	0:13.40 [14] (0:13.40)
Average Speed [km/h]	42.7	65.0	63.8	60.0	56.1	53.7
Top Speed [km/h]	63.3	66.4	65.7	61.8	58.4	58.2
Avg. Dist. to Rail [m]	1.2	3.0	9.1	10.0	11.2	10.1
Avg. Stride Freq. [Hz]	2.1	2.4	2.4	2.4	2.3	2.2
Avg. Stride Length [m]	5.6	7.4	7.2	7.1	6.9	6.5



- [ ] Ranking at each section and finish
- :-:- No data available at this section
- NA No data available