



RACINGSA

Thomas Farms RC Murray Bridge SA
Race 5: Sportsbet Fast Form Rating 0 - 56 Handicap - 2000m
01 January 2025 - 4:02PM



Murray Bridge
Racing Club

Track Rating: Good 4, Weather: Fine, Rail Position: 1200m Chute, +6m 1000m-W/Post,
True Remainder

Table with columns: Section, Field Times, Overall, L1800, L1600, L1400, L1200, L1000, Position, #, Horse/Jockey, Barrier, Top Speed [km/h], Fastest Section, First 400m, Distance Travelled From Winner [m]. Contains 10 rows of race data.

- [] Position in running at each section and finish
Saddle cloth number
-:-:- No data available at this section
DNF Did not finish
NA No data available
DNT Did not track
█ Background shading for fastest section



RACINGSA

Thomas Farms RC Murray Bridge SA
Race 5: Sportsbet Fast Form Rating 0 - 56 Handicap - 2000m
01 January 2025 - 4:02PM



Murray Bridge
Racing Club

Track Rating: Good 4, Weather: Fine, Rail Position: 1200m Chute, +6m 1000m-W/Post,
True Remainder

Table with 7 columns: Section, Field Times, Overall, L1800, L1600, L1400, L1200, L1000. Values include 2:03.57, 1:49.89, 1:38.62, 1:26.99, 1:15.13, 1:03.74.

Main race results table with 14 columns: Position, #, Horse/Jockey, Barrier, Top Speed [km/h], Fastest Section, First 400m, Overall, L1800, L1600, L1400, L1200, L1000, Distance Travelled From Winner [m]. Rows include PLAISIR, MERCURY FLYER, LITTLE OUTLAW, and JAYWICK.

- [] Position in running at each section and finish
Saddle cloth number
-:-:- No data available at this section
DNF Did not finish
NA No data available
DNT Did not track
Background shading for fastest section



RACINGSA

Thomas Farms RC Murray Bridge SA
Race 5: Sportsbet Fast Form Rating 0 - 56 Handicap - 2000m
01 January 2025 - 4:02PM



Murray Bridge
Racing Club

Track Rating: Good 4, Weather: Fine, Rail Position: 1200m Chute, +6m 1000m-W/Post,
True Remainder

Table with columns: Section, Field Times, Position, #, Horse/Jockey, Barrier, Top Speed [km/h], Fastest Section, First 400m, L800, L600, L400, L200, Margin, Distance Travelled From Winner [m]. Contains 10 rows of race data.

- [] Position in running at each section and finish
Saddle cloth number
-:-:- No data available at this section
DNF Did not finish
NA No data available
DNT Did not track
Background shading for fastest section



RACINGSA

Thomas Farms RC Murray Bridge SA
Race 5: Sportsbet Fast Form Rating 0 - 56 Handicap - 2000m
01 January 2025 - 4:02PM



Murray Bridge
Racing Club

Track Rating: Good 4, Weather: Fine, Rail Position: 1200m Chute, +6m 1000m-W/Post,
True Remainder

Section
Field Times

L800 0:51.73 (0:12.74)
L600 0:38.99 (0:13.41)
L400 0:25.57 (0:12.92)
L200 0:12.66 (0:12.66)

Position	#	Horse/Jockey	Barrier	Top Speed [km/h]	Fastest Section	First 400m	L800	L600	L400	L200	Margin	Distance Travelled From Winner [m]
11	11	PLAISIR Matthew Chadwick	9	62.4 2000-1800	0:11.60 1800-1600	0:26.80	0:50.80 [14] (0:12.22)	0:38.58 [14] (0:12.62)	0:25.96 [14] (0:12.62)	0:13.34 [14] (0:13.34)	12.0L	-10
12	3	MERCURY FLYER Jacob Opperman	11	65.0 2000-1800	0:11.48 1800-1600	0:25.31	0:52.69 [5] (0:12.55)	0:40.14 [5] (0:13.15)	0:26.99 [6] (0:13.16)	0:13.83 [11] (0:13.83)	12.39L	+2
13	10	LITTLE OUTLAW Polly Brewster	1	64.8 2000-1800	0:11.36 1800-1600	0:25.48	0:52.85 [6] (0:12.68)	0:40.17 [7] (0:13.31)	0:26.86 [10] (0:13.16)	0:13.70 [13] (0:13.70)	13.52L	-5
14	6	JAYWICK Justin Potter	13	65.9 2000-1800	0:11.36 1800-1600	0:25.21	0:53.34 [4] (0:12.57)	0:40.76 [3] (0:13.15)	0:27.61 [3] (0:13.42)	0:14.19 [10] (0:14.19)	14.14L	+4

- [] Position in running at each section and finish
- #: Saddle cloth number
- No data available at this section
- DNF Did not finish
- NA No data available
- DNT Did not track
- █ Background shading for fastest section

Horse/Jockey Name	RED ROOF/Stacey Metcalfe
Finish Rank	1
Fastest Section Time (Section)	0:11.87 (L1400)
Top Speed [km/h] (Section)	63.3 (L1200)
Race State	Finished



Thomas Farms RC Murray Bridge SA - Professional

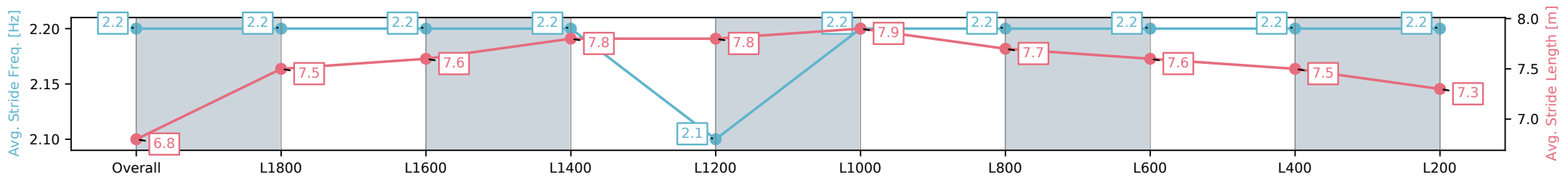
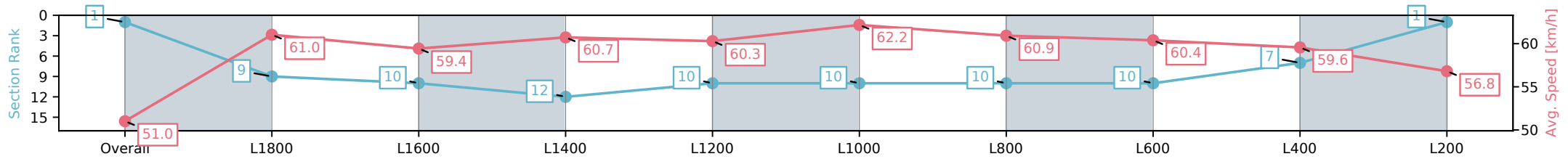
Race 5: Sportsbet Fast Form Rating 0 - 56 Handicap - 2000m

01 January 2025 - 4:02PM

Track Rating: Good 4, Weather: Fine, Rail Position: 1200m Chute, +6m 1000m-W/Post, True Remainder



Section	Overall	L1800	L1600	L1400	L1200	L1000	L800	L600	L400	L200
Section Times	2:03.58 [1] (0:14.13)	1:49.45 [9] (0:11.93)	1:37.52 [10] (0:12.18)	1:25.34 [12] (0:11.87)	1:13.47 [10] (0:11.97)	1:01.50 [10] (0:11.94)	0:49.56 [10] (0:12.37)	0:37.19 [10] (0:12.41)	0:24.78 [7] (0:12.11)	0:12.67 [1] (0:12.67)
Average Speed [km/h]	51.0	61.0	59.4	60.7	60.3	62.2	60.9	60.4	59.6	56.8
Top Speed [km/h]	62.3	63.0	61.5	61.8	62.5	63.3	61.7	61.0	60.5	58.1
Avg. Dist. to Rail [m]	10.0	2.6	2.4	2.8	3.1	6.0	9.3	9.1	12.0	11.7
Avg. Stride Freq. [Hz]	2.2	2.2	2.2	2.2	2.1	2.2	2.2	2.2	2.2	2.2
Avg. Stride Length [m]	6.8	7.5	7.6	7.8	7.8	7.9	7.7	7.6	7.5	7.3



[] Ranking at each section and finish
 -:-:- No data available at this section
 NA No data available

Horse/Jockey Name	EASY BEAST/Sophie Mitchell
Finish Rank	2
Fastest Section Time (Section)	0:11.24 (L1800)
Top Speed [km/h] (Section)	66.6 (Overall)
Race State	Finished



Thomas Farms RC Murray Bridge SA - Professional

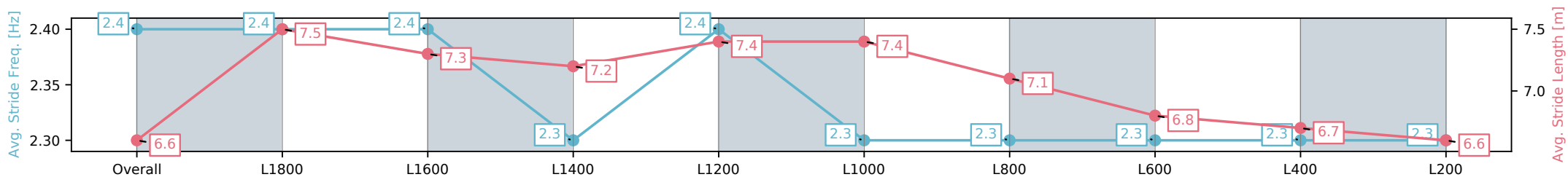
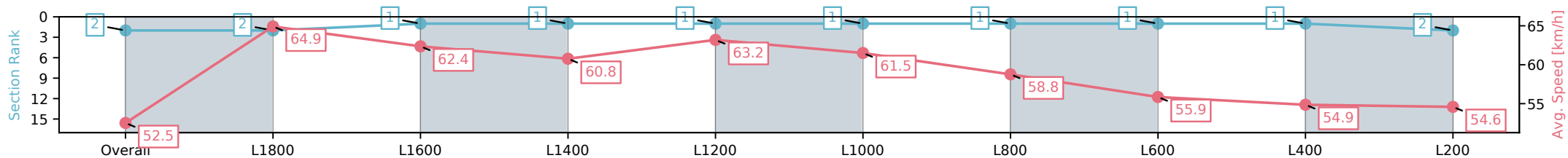
Race 5: Sportsbet Fast Form Rating 0 - 56 Handicap - 2000m

01 January 2025 - 4:02PM



Track Rating: Good 4, Weather: Fine, Rail Position: 1200m Chute, +6m 1000m-W/Post, True Remainder

Section	Overall	L1800	L1600	L1400	L1200	L1000	L800	L600	L400	L200
Section Times	2:04.32 [2] (0:13.71)	1:50.61 [2] (0:11.24)	1:39.37 [1] (0:11.63)	1:27.74 [1] (0:11.86)	1:15.88 [1] (0:11.40)	1:04.48 [1] (0:12.00)	0:52.48 [1] (0:12.75)	0:39.73 [1] (0:13.41)	0:26.32 [1] (0:13.09)	0:13.23 [2] (0:13.23)
Average Speed [km/h]	52.5	64.9	62.4	60.8	63.2	61.5	58.8	55.9	54.9	54.6
Top Speed [km/h]	65.9	66.6	64.1	62.5	63.8	63.4	60.3	57.1	55.4	55.1
Avg. Dist. to Rail [m]	7.0	3.0	2.7	1.2	0.4	4.8	8.0	8.6	9.4	9.0
Avg. Stride Freq. [Hz]	2.4	2.4	2.4	2.3	2.4	2.3	2.3	2.3	2.3	2.3
Avg. Stride Length [m]	6.6	7.5	7.3	7.2	7.4	7.4	7.1	6.8	6.7	6.6



- [] Ranking at each section and finish
- :-:- No data available at this section
- NA No data available

Horse/Jockey Name	GOT AN INSPIRATION/Tala Hutchinson
Finish Rank	3
Fastest Section Time (Section)	0:11.55 (L1800)
Top Speed [km/h] (Section)	63.8 (Overall)
Race State	Finished



Thomas Farms RC Murray Bridge SA - Professional

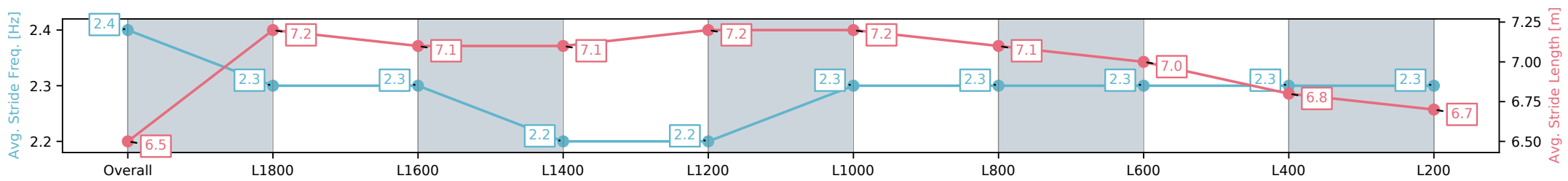
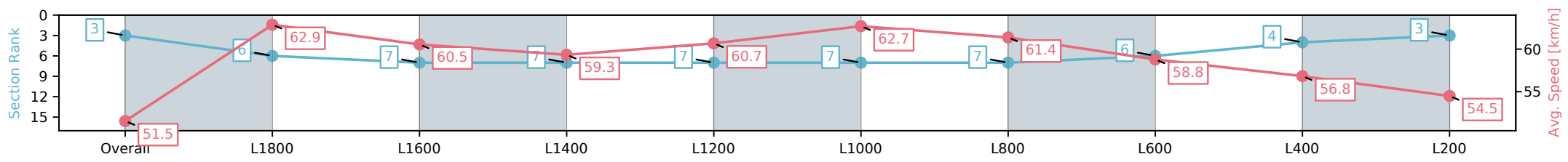
Race 5: Sportsbet Fast Form Rating 0 - 56 Handicap - 2000m

01 January 2025 - 4:02PM

Track Rating: Good 4, Weather: Fine, Rail Position: 1200m Chute, +6m 1000m-W/Post, True Remainder



Section	Overall	L1800	L1600	L1400	L1200	L1000	L800	L600	L400	L200
Section Times	2:04.45 [3] (0:13.95)	1:50.50 [6] (0:11.55)	1:38.95 [7] (0:11.94)	1:27.01 [7] (0:12.13)	1:14.88 [7] (0:11.92)	1:02.96 [7] (0:11.89)	0:51.07 [7] (0:12.32)	0:38.75 [6] (0:12.86)	0:25.89 [4] (0:12.67)	0:13.22 [3] (0:13.22)
Average Speed [km/h]	51.5	62.9	60.5	59.3	60.7	62.7	61.4	58.8	56.8	54.5
Top Speed [km/h]	63.8	63.7	61.1	60.1	62.4	63.0	62.4	60.2	58.4	54.9
Avg. Dist. to Rail [m]	2.9	1.5	2.5	2.3	2.5	7.0	10.1	10.9	12.3	11.9
Avg. Stride Freq. [Hz]	2.4	2.3	2.3	2.2	2.2	2.3	2.3	2.3	2.3	2.3
Avg. Stride Length [m]	6.5	7.2	7.1	7.1	7.2	7.2	7.1	7.0	6.8	6.7



[] Ranking at each section and finish
 -:-:- No data available at this section
 NA No data available

Horse/Jockey Name	RIVOLI VIEW/Todd Pannell
Finish Rank	4
Fastest Section Time (Section)	0:11.71 (L1800)
Top Speed [km/h] (Section)	64.4 (Overall)
Race State	Finished



Thomas Farms RC Murray Bridge SA - Professional

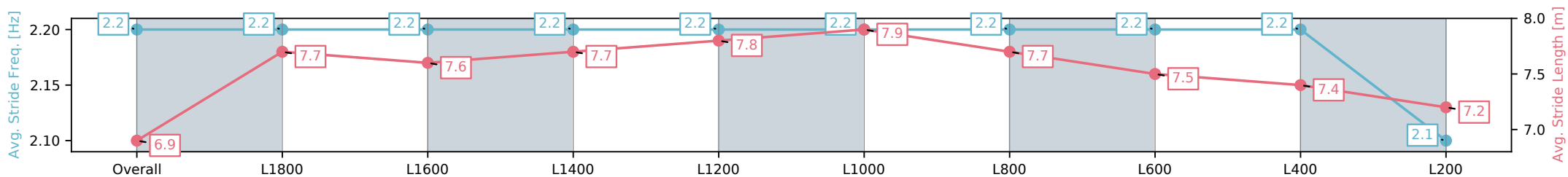
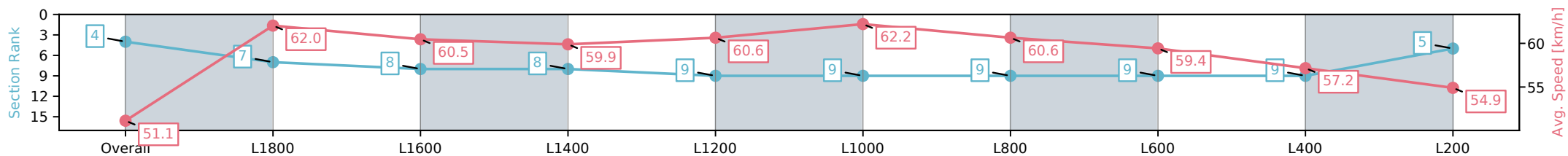
Race 5: Sportsbet Fast Form Rating 0 - 56 Handicap - 2000m

01 January 2025 - 4:02PM



Track Rating: Good 4, Weather: Fine, Rail Position: 1200m Chute, +6m 1000m-W/Post, True Remainder

Section	Overall	L1800	L1600	L1400	L1200	L1000	L800	L600	L400	L200
Section Times	2:04.71 [4] (0:14.09)	1:50.62 [7] (0:11.71)	1:38.91 [8] (0:12.00)	1:26.91 [8] (0:12.01)	1:14.90 [9] (0:11.92)	1:02.98 [9] (0:12.06)	0:50.92 [9] (0:12.54)	0:38.38 [9] (0:12.67)	0:25.71 [9] (0:12.59)	0:13.12 [5] (0:13.12)
Average Speed [km/h]	51.1	62.0	60.5	59.9	60.6	62.2	60.6	59.4	57.2	54.9
Top Speed [km/h]	64.4	64.0	61.4	60.9	62.5	62.8	61.7	60.5	58.5	55.9
Avg. Dist. to Rail [m]	8.0	2.0	3.3	3.9	3.7	8.2	10.9	10.3	13.6	13.3
Avg. Stride Freq. [Hz]	2.2	2.2	2.2	2.2	2.2	2.2	2.2	2.2	2.2	2.1
Avg. Stride Length [m]	6.9	7.7	7.6	7.7	7.8	7.9	7.7	7.5	7.4	7.2



- [] Ranking at each section and finish
- :-:- No data available at this section
- NA No data available

Horse/Jockey Name	APPLIED/Dom Tourneur
Finish Rank	5
Fastest Section Time (Section)	0:11.63 (L1800)
Top Speed [km/h] (Section)	63.6 (Overall)
Race State	Finished



Thomas Farms RC Murray Bridge SA - Professional

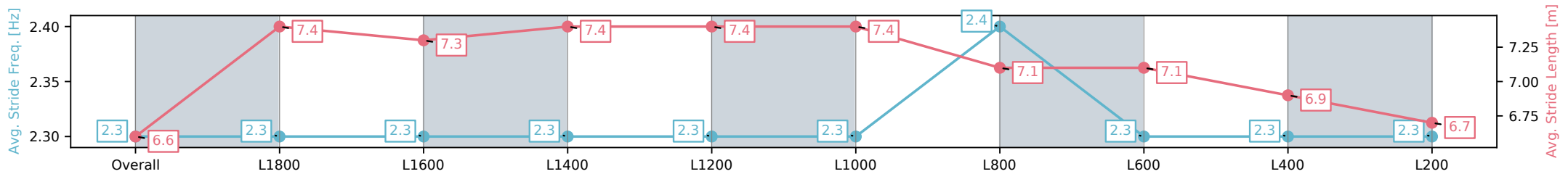
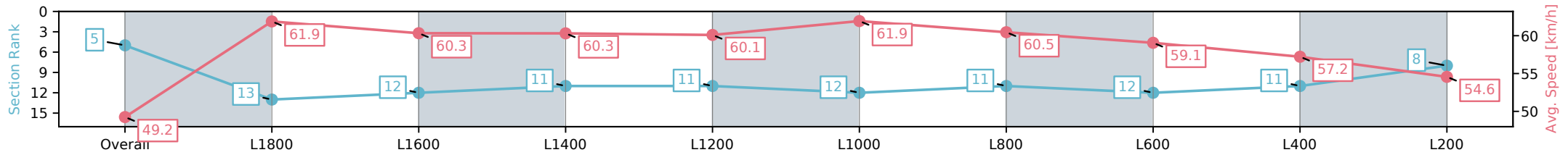
Race 5: Sportsbet Fast Form Rating 0 - 56 Handicap - 2000m

01 January 2025 - 4:02PM



Track Rating: Good 4, Weather: Fine, Rail Position: 1200m Chute, +6m 1000m-W/Post, True Remainder

Section	Overall	L1800	L1600	L1400	L1200	L1000	L800	L600	L400	L200
Section Times	2:04.97 [5] (0:14.61)	1:50.36 [13] (0:11.63)	1:38.73 [12] (0:11.94)	1:26.79 [11] (0:11.94)	1:14.85 [11] (0:11.98)	1:02.87 [12] (0:11.95)	0:50.92 [11] (0:12.46)	0:38.46 [12] (0:12.68)	0:25.78 [11] (0:12.59)	0:13.19 [8] (0:13.19)
Average Speed [km/h]	49.2	61.9	60.3	60.3	60.1	61.9	60.5	59.1	57.2	54.6
Top Speed [km/h]	62.4	63.6	61.2	61.5	62.2	62.5	62.0	59.7	58.9	55.4
Avg. Dist. to Rail [m]	1.5	0.6	0.4	0.2	0.2	5.0	9.3	8.8	12.8	13.7
Avg. Stride Freq. [Hz]	2.3	2.3	2.3	2.3	2.3	2.3	2.4	2.3	2.3	2.3
Avg. Stride Length [m]	6.6	7.4	7.3	7.4	7.4	7.4	7.1	7.1	6.9	6.7



- [] Ranking at each section and finish
- :-:- No data available at this section
- NA No data available

Horse/Jockey Name	HOGAN/Alana Livesey
Finish Rank	6
Fastest Section Time (Section)	0:11.88 (L1800)
Top Speed [km/h] (Section)	64.7 (Overall)
Race State	Finished



Thomas Farms RC Murray Bridge SA - Professional

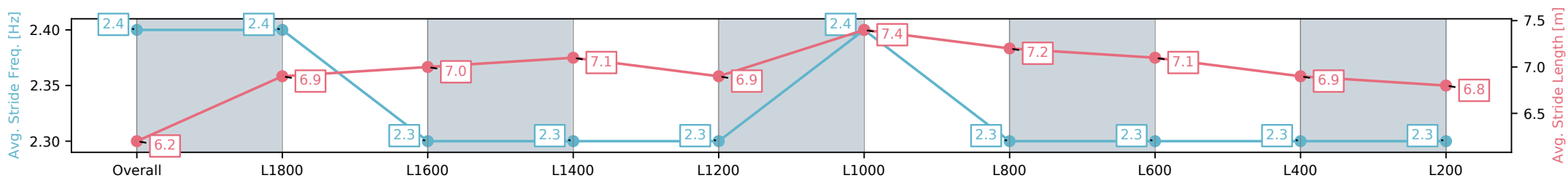
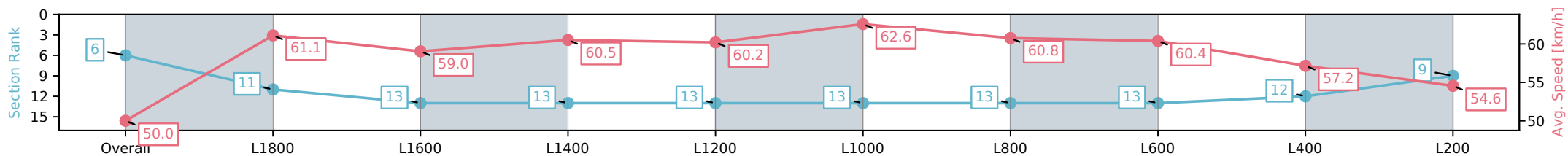
Race 5: Sportsbet Fast Form Rating 0 - 56 Handicap - 2000m

01 January 2025 - 4:02PM

Track Rating: Good 4, Weather: Fine, Rail Position: 1200m Chute, +6m 1000m-W/Post, True Remainder



Section	Overall	L1800	L1600	L1400	L1200	L1000	L800	L600	L400	L200
Section Times	2:05.00 [6] (0:14.39)	1:50.61 [11] (0:11.88)	1:38.73 [13] (0:12.27)	1:26.46 [13] (0:11.89)	1:14.57 [13] (0:11.98)	1:02.59 [13] (0:11.93)	0:50.66 [13] (0:12.41)	0:38.25 [13] (0:12.44)	0:25.81 [12] (0:12.61)	0:13.20 [9] (0:13.20)
Average Speed [km/h]	50.0	61.1	59.0	60.5	60.2	62.6	60.8	60.4	57.2	54.6
Top Speed [km/h]	63.5	64.7	60.4	63.1	62.0	63.8	61.8	61.1	60.1	55.0
Avg. Dist. to Rail [m]	5.3	1.8	2.2	2.2	2.3	6.8	9.7	9.9	14.4	14.7
Avg. Stride Freq. [Hz]	2.4	2.4	2.3	2.3	2.3	2.4	2.3	2.3	2.3	2.3
Avg. Stride Length [m]	6.2	6.9	7.0	7.1	6.9	7.4	7.2	7.1	6.9	6.8



[] Ranking at each section and finish
 -:-:- No data available at this section
 NA No data available

Horse/Jockey Name	MYSTERY DEEL/Alan Lai
Finish Rank	7
Fastest Section Time (Section)	0:11.40 (L1800)
Top Speed [km/h] (Section)	65.0 (Overall)
Race State	Finished



Thomas Farms RC Murray Bridge SA - Professional

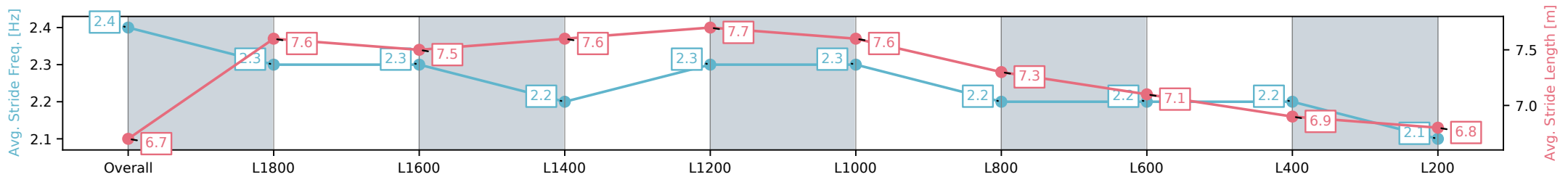
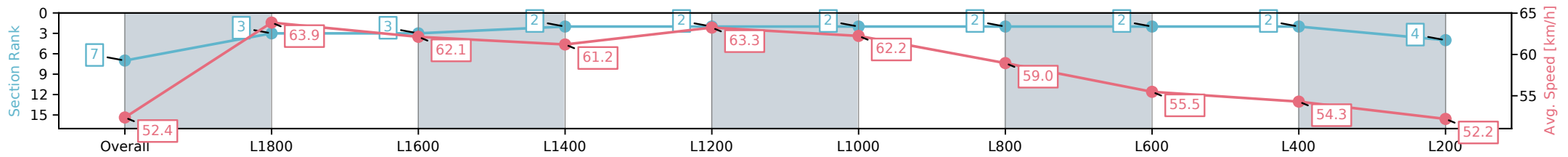
Race 5: Sportsbet Fast Form Rating 0 - 56 Handicap - 2000m

01 January 2025 - 4:02PM

Track Rating: Good 4, Weather: Fine, Rail Position: 1200m Chute, +6m 1000m-W/Post, True Remainder



Section	Overall	L1800	L1600	L1400	L1200	L1000	L800	L600	L400	L200
Section Times	2:05.30 [7] (0:13.76)	1:51.54 [3] (0:11.40)	1:40.14 [3] (0:11.68)	1:28.46 [2] (0:11.75)	1:16.71 [2] (0:11.43)	1:05.28 [2] (0:12.01)	0:53.27 [2] (0:12.79)	0:40.48 [2] (0:13.44)	0:27.04 [2] (0:13.27)	0:13.77 [4] (0:13.77)
Average Speed [km/h]	52.4	63.9	62.1	61.2	63.3	62.2	59.0	55.5	54.3	52.2
Top Speed [km/h]	64.7	65.0	63.5	62.2	64.2	63.6	60.4	56.8	56.3	53.6
Avg. Dist. to Rail [m]	5.4	2.3	4.3	4.9	3.4	7.5	9.2	7.7	9.0	10.8
Avg. Stride Freq. [Hz]	2.4	2.3	2.3	2.2	2.3	2.3	2.2	2.2	2.2	2.1
Avg. Stride Length [m]	6.7	7.6	7.5	7.6	7.7	7.6	7.3	7.1	6.9	6.8



- [] Ranking at each section and finish
- :-:- No data available at this section
- NA No data available

Horse/Jockey Name	DINGABLEDINGA/Jason Holder
Finish Rank	8
Fastest Section Time (Section)	0:11.49 (L1800)
Top Speed [km/h] (Section)	65.0 (Overall)
Race State	Finished



Thomas Farms RC Murray Bridge SA - Professional

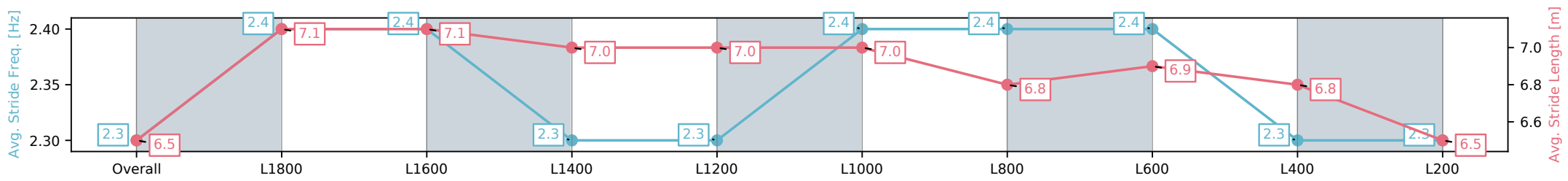
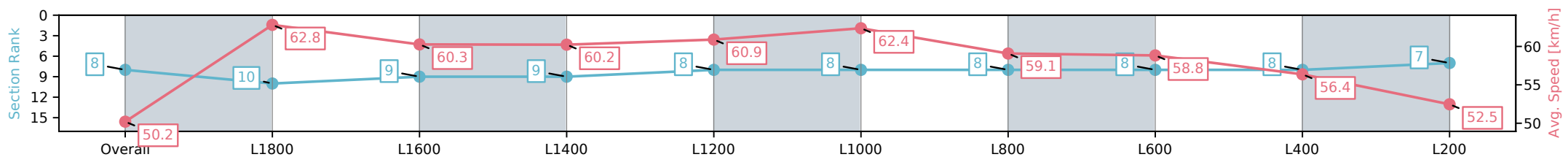
Race 5: Sportsbet Fast Form Rating 0 - 56 Handicap - 2000m

01 January 2025 - 4:02PM

Track Rating: Good 4, Weather: Fine, Rail Position: 1200m Chute, +6m 1000m-W/Post, True Remainder



Section	Overall	L1800	L1600	L1400	L1200	L1000	L800	L600	L400	L200
Section Times	2:05.46 [8] (0:14.36)	1:51.10 [10] (0:11.49)	1:39.61 [9] (0:11.97)	1:27.64 [9] (0:11.96)	1:15.68 [8] (0:11.85)	1:03.83 [8] (0:11.87)	0:51.96 [8] (0:12.72)	0:39.24 [8] (0:12.73)	0:26.51 [8] (0:12.79)	0:13.72 [7] (0:13.72)
Average Speed [km/h]	50.2	62.8	60.3	60.2	60.9	62.4	59.1	58.8	56.4	52.5
Top Speed [km/h]	64.8	65.0	61.9	61.4	62.8	63.4	61.8	60.6	58.5	54.8
Avg. Dist. to Rail [m]	2.9	1.2	0.8	1.1	1.2	5.5	8.5	9.1	8.5	8.4
Avg. Stride Freq. [Hz]	2.3	2.4	2.4	2.3	2.3	2.4	2.4	2.4	2.3	2.3
Avg. Stride Length [m]	6.5	7.1	7.1	7.0	7.0	7.0	6.8	6.9	6.8	6.5



[] Ranking at each section and finish
 -:-:- No data available at this section
 NA No data available

Horse/Jockey Name	DOCTOR ROBERT/Sairyn Fawke
Finish Rank	9
Fastest Section Time (Section)	0:11.54 (L1800)
Top Speed [km/h] (Section)	64.5 (Overall)
Race State	Finished



Thomas Farms RC Murray Bridge SA - Professional

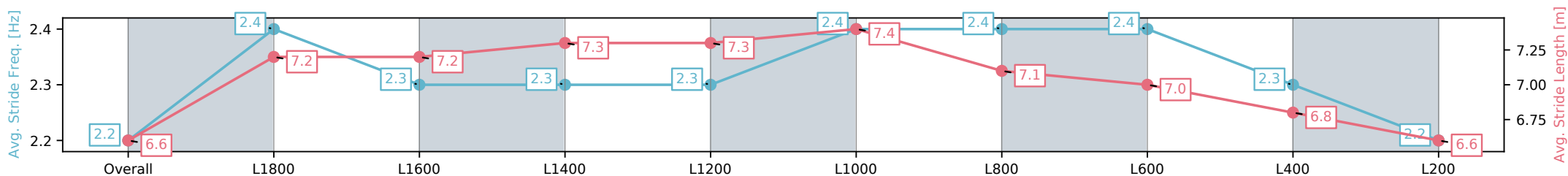
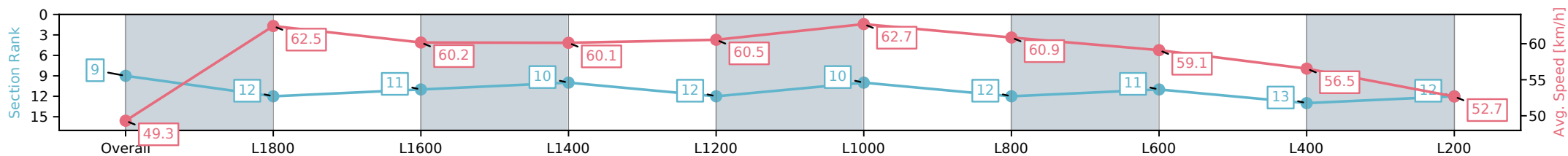
Race 5: Sportsbet Fast Form Rating 0 - 56 Handicap - 2000m

01 January 2025 - 4:02PM

Track Rating: Good 4, Weather: Fine, Rail Position: 1200m Chute, +6m 1000m-W/Post, True Remainder



Section	Overall	L1800	L1600	L1400	L1200	L1000	L800	L600	L400	L200
Section Times	2:05.61 [9] (0:14.61)	1:51.00 [12] (0:11.54)	1:39.46 [11] (0:12.03)	1:27.43 [10] (0:11.96)	1:15.47 [12] (0:11.94)	1:03.53 [10] (0:11.98)	0:51.55 [12] (0:12.42)	0:39.13 [11] (0:12.72)	0:26.41 [13] (0:12.74)	0:13.67 [12] (0:13.67)
Average Speed [km/h]	49.3	62.5	60.2	60.1	60.5	62.7	60.9	59.1	56.5	52.7
Top Speed [km/h]	64.2	64.5	61.4	61.4	63.0	64.2	61.9	60.4	58.9	54.2
Avg. Dist. to Rail [m]	2.9	0.8	2.6	3.6	3.8	8.3	10.2	9.8	13.9	14.3
Avg. Stride Freq. [Hz]	2.2	2.4	2.3	2.3	2.3	2.4	2.4	2.4	2.3	2.2
Avg. Stride Length [m]	6.6	7.2	7.2	7.3	7.3	7.4	7.1	7.0	6.8	6.6



- [] Ranking at each section and finish
- :-:- No data available at this section
- NA No data available

Horse/Jockey Name	SEAFARING/Jessica Tzaferis
Finish Rank	10
Fastest Section Time (Section)	0:11.40 (L1800)
Top Speed [km/h] (Section)	65.3 (Overall)
Race State	Finished



Thomas Farms RC Murray Bridge SA - Professional

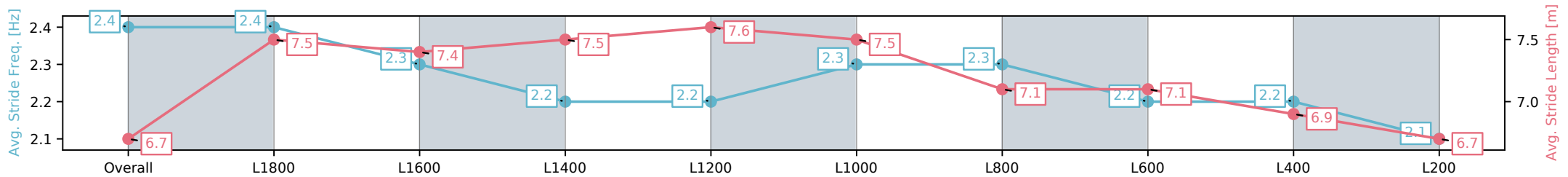
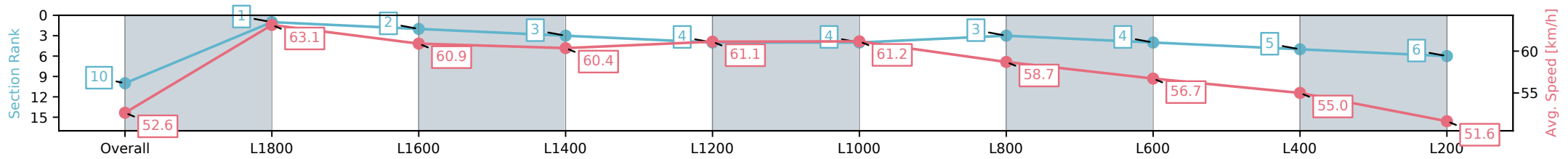
Race 5: Sportsbet Fast Form Rating 0 - 56 Handicap - 2000m

01 January 2025 - 4:02PM

Track Rating: Good 4, Weather: Fine, Rail Position: 1200m Chute, +6m 1000m-W/Post, True Remainder



Section	Overall	L1800	L1600	L1400	L1200	L1000	L800	L600	L400	L200
Section Times	2:05.61 [10] (0:13.69)	1:51.92 [1] (0:11.40)	1:40.52 [2] (0:11.85)	1:28.67 [3] (0:11.93)	1:16.74 [4] (0:11.78)	1:04.96 [4] (0:12.06)	0:52.90 [3] (0:12.77)	0:40.13 [4] (0:13.10)	0:27.03 [5] (0:13.09)	0:13.94 [6] (0:13.94)
Average Speed [km/h]	52.6	63.1	60.9	60.4	61.1	61.2	58.7	56.7	55.0	51.6
Top Speed [km/h]	65.3	65.2	62.0	61.3	61.8	61.8	60.3	57.6	56.4	53.1
Avg. Dist. to Rail [m]	3.6	0.8	0.8	0.2	0.5	4.7	8.1	7.0	8.2	9.7
Avg. Stride Freq. [Hz]	2.4	2.4	2.3	2.2	2.2	2.3	2.3	2.2	2.2	2.1
Avg. Stride Length [m]	6.7	7.5	7.4	7.4	7.5	7.6	7.5	7.1	7.1	6.7



- [] Ranking at each section and finish
- :-:- No data available at this section
- NA No data available

Horse/Jockey Name	PLAISIR/Matthew Chadwick
Finish Rank	11
Fastest Section Time (Section)	0:11.60 (L1800)
Top Speed [km/h] (Section)	62.4 (Overall)
Race State	Finished



Thomas Farms RC Murray Bridge SA - Professional

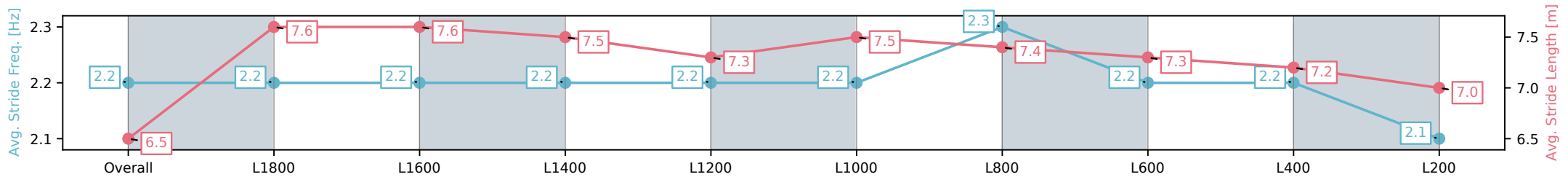
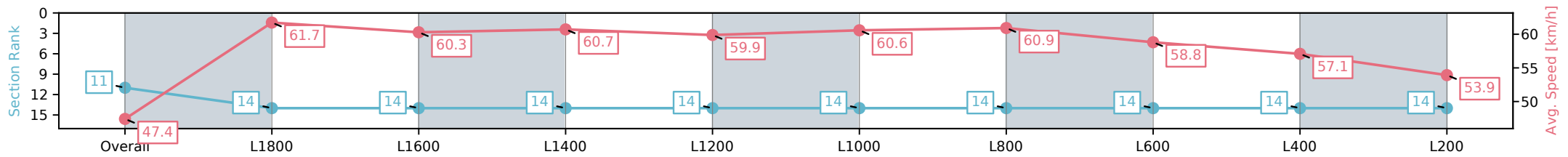
Race 5: Sportsbet Fast Form Rating 0 - 56 Handicap - 2000m

01 January 2025 - 4:02PM

Track Rating: Good 4, Weather: Fine, Rail Position: 1200m Chute, +6m 1000m-W/Post, True Remainder



Section	Overall	L1800	L1600	L1400	L1200	L1000	L800	L600	L400	L200
Section Times	2:05.68 [11] (0:15.20)	1:50.48 [14] (0:11.60)	1:38.88 [14] (0:11.96)	1:26.92 [14] (0:11.86)	1:15.06 [14] (0:12.03)	1:03.03 [14] (0:12.23)	0:50.80 [14] (0:12.22)	0:38.58 [14] (0:12.62)	0:25.96 [14] (0:12.62)	0:13.34 [14] (0:13.34)
Average Speed [km/h]	47.4	61.7	60.3	60.7	59.9	60.6	60.9	58.8	57.1	53.9
Top Speed [km/h]	61.6	62.4	62.2	61.6	60.3	62.1	62.1	59.3	58.7	55.5
Avg. Dist. to Rail [m]	5.1	1.5	0.7	0.6	0.8	5.5	7.0	6.7	9.4	13.2
Avg. Stride Freq. [Hz]	2.2	2.2	2.2	2.2	2.2	2.2	2.3	2.2	2.2	2.1
Avg. Stride Length [m]	6.5	7.6	7.6	7.5	7.3	7.5	7.4	7.3	7.2	7.0



- [] Ranking at each section and finish
- :-:- No data available at this section
- NA No data available

Horse/Jockey Name	MERCURY FLYER/Jacob Opperman
Finish Rank	12
Fastest Section Time (Section)	0:11.48 (L1800)
Top Speed [km/h] (Section)	65.0 (Overall)
Race State	Finished



Thomas Farms RC Murray Bridge SA - Professional

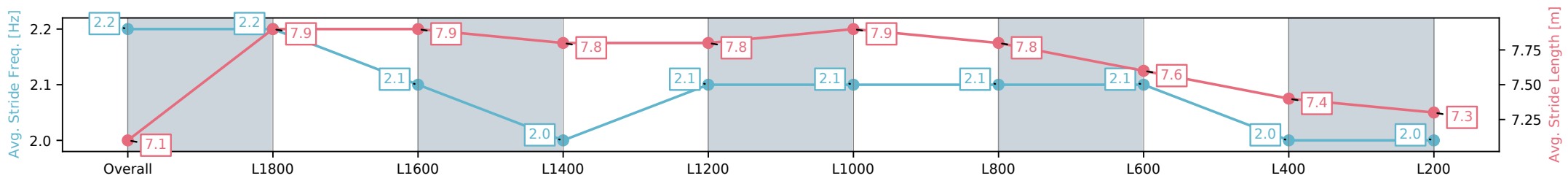
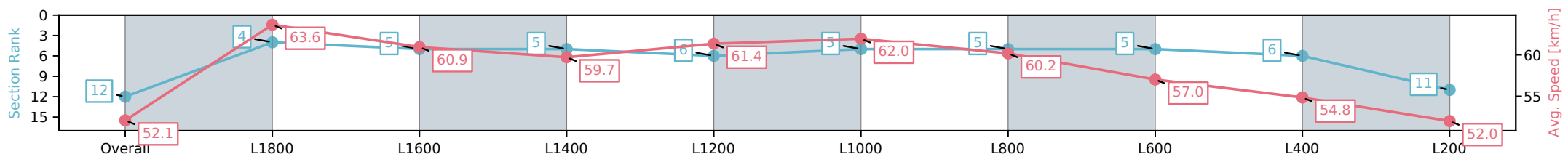
Race 5: Sportsbet Fast Form Rating 0 - 56 Handicap - 2000m

01 January 2025 - 4:02PM



Track Rating: Good 4, Weather: Fine, Rail Position: 1200m Chute, +6m 1000m-W/Post, True Remainder

Section	Overall	L1800	L1600	L1400	L1200	L1000	L800	L600	L400	L200
Section Times	2:05.74 [12] (0:13.83)	1:51.91 [4] (0:11.48)	1:40.43 [5] (0:11.86)	1:28.57 [5] (0:12.07)	1:16.50 [6] (0:11.77)	1:04.73 [5] (0:12.04)	0:52.69 [5] (0:12.55)	0:40.14 [5] (0:13.15)	0:26.99 [6] (0:13.16)	0:13.83 [11] (0:13.83)
Average Speed [km/h]	52.1	63.6	60.9	59.7	61.4	62.0	60.2	57.0	54.8	52.0
Top Speed [km/h]	63.1	65.0	62.0	60.5	62.5	62.9	61.5	58.8	55.9	53.1
Avg. Dist. to Rail [m]	8.7	3.1	2.4	2.5	2.5	7.0	9.7	9.5	11.9	12.1
Avg. Stride Freq. [Hz]	2.2	2.2	2.1	2.0	2.1	2.1	2.1	2.1	2.0	2.0
Avg. Stride Length [m]	7.1	7.9	7.9	7.8	7.8	7.9	7.8	7.6	7.4	7.3



[] Ranking at each section and finish
 -:-:- No data available at this section
 NA No data available

Horse/Jockey Name	LITTLE OUTLAW/Polly Brewster
Finish Rank	13
Fastest Section Time (Section)	0:11.36 (L1800)
Top Speed [km/h] (Section)	64.8 (Overall)
Race State	Finished



Thomas Farms RC Murray Bridge SA - Professional

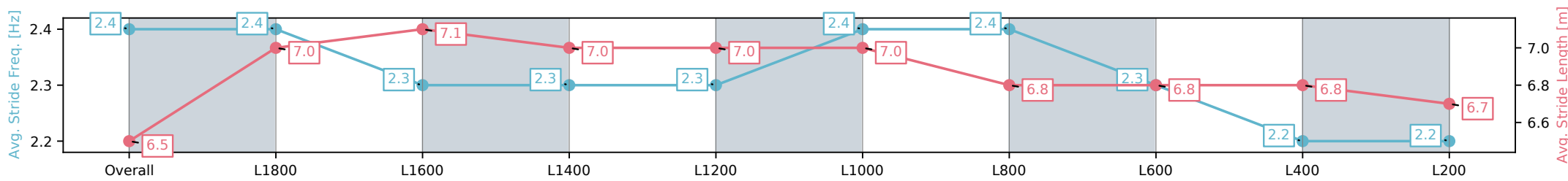
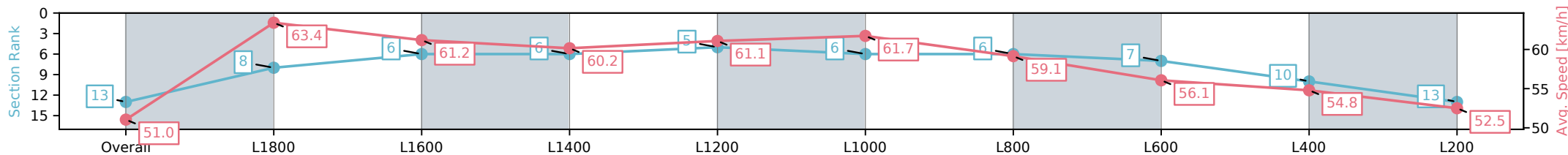
Race 5: Sportsbet Fast Form Rating 0 - 56 Handicap - 2000m

01 January 2025 - 4:02PM



Track Rating: Good 4, Weather: Fine, Rail Position: 1200m Chute, +6m 1000m-W/Post, True Remainder

Section	Overall	L1800	L1600	L1400	L1200	L1000	L800	L600	L400	L200
Section Times	2:05.94 [13] (0:14.12)	1:51.82 [8] (0:11.36)	1:40.46 [6] (0:11.81)	1:28.65 [6] (0:11.94)	1:16.71 [5] (0:11.81)	1:04.90 [6] (0:12.05)	0:52.85 [6] (0:12.68)	0:40.17 [7] (0:13.31)	0:26.86 [10] (0:13.16)	0:13.70 [13] (0:13.70)
Average Speed [km/h]	51.0	63.4	61.2	60.2	61.1	61.7	59.1	56.1	54.8	52.5
Top Speed [km/h]	64.8	64.7	62.6	60.5	62.5	63.1	61.1	57.0	56.1	53.6
Avg. Dist. to Rail [m]	1.3	0.6	1.3	1.0	1.2	5.7	8.5	8.2	9.3	9.0
Avg. Stride Freq. [Hz]	2.4	2.4	2.3	2.3	2.3	2.4	2.4	2.3	2.2	2.2
Avg. Stride Length [m]	6.5	7.0	7.1	7.0	7.0	7.0	6.8	6.8	6.8	6.7



[] Ranking at each section and finish
 -:-:- No data available at this section
 NA No data available

Horse/Jockey Name	JAYWICK/Justin Potter
Finish Rank	14
Fastest Section Time (Section)	0:11.36 (L1800)
Top Speed [km/h] (Section)	65.9 (Overall)
Race State	Finished



Thomas Farms RC Murray Bridge SA - Professional

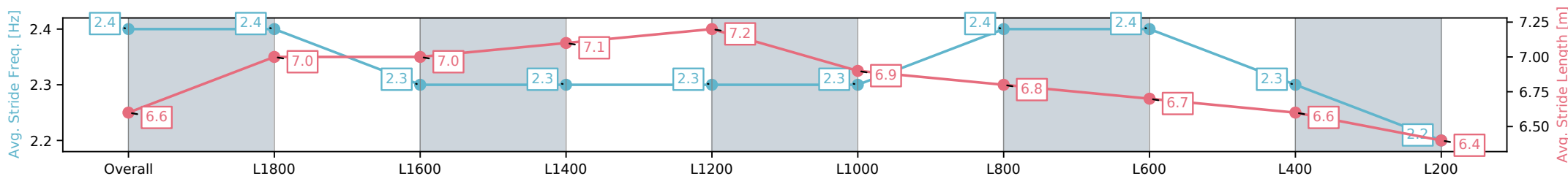
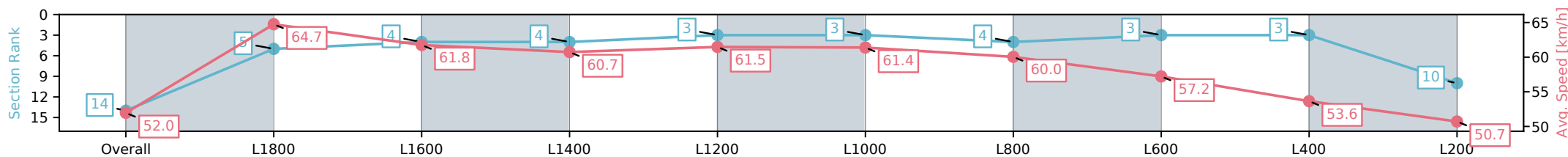
Race 5: Sportsbet Fast Form Rating 0 - 56 Handicap - 2000m

01 January 2025 - 4:02PM

Track Rating: Good 4, Weather: Fine, Rail Position: 1200m Chute, +6m 1000m-W/Post, True Remainder



Section	Overall	L1800	L1600	L1400	L1200	L1000	L800	L600	L400	L200
Section Times	2:06.05 [14] (0:13.85)	1:52.20 [5] (0:11.36)	1:40.84 [4] (0:11.78)	1:29.06 [4] (0:11.86)	1:17.20 [3] (0:11.74)	1:05.46 [3] (0:12.12)	0:53.34 [4] (0:12.57)	0:40.76 [3] (0:13.15)	0:27.61 [3] (0:13.42)	0:14.19 [10] (0:14.19)
Average Speed [km/h]	52.0	64.7	61.8	60.7	61.5	61.4	60.0	57.2	53.6	50.7
Top Speed [km/h]	63.4	65.9	63.3	62.4	62.0	61.7	61.4	58.7	56.0	51.9
Avg. Dist. to Rail [m]	9.8	4.8	3.8	2.2	2.3	6.7	9.7	9.8	11.6	10.4
Avg. Stride Freq. [Hz]	2.4	2.4	2.3	2.3	2.3	2.3	2.4	2.4	2.3	2.2
Avg. Stride Length [m]	6.6	7.0	7.0	7.1	7.2	6.9	6.8	6.7	6.6	6.4



- [] Ranking at each section and finish
- :-:- No data available at this section
- NA No data available