



RACINGSA

# Thomas Farms RC Murray Bridge SA

Race 4: Dutton's Easy to do business with! Benchmark 56 Handicap - 900m

01 January 2025 - 3:24PM

Track Rating: Good 4, Weather: Fine, Rail Position: 1200m Chute, +6m 1000m-W/Post,  
True Remainder



Murray Bridge  
Racing Club

Section	Overall	L800	L600	L400	L200
Field Times	0:53.39 (0:07.93)	0:45.46 (0:10.90)	0:34.56 (0:11.46)	0:23.10 (0:11.28)	0:11.81 (0:11.81)

Position	#	Horse/Jockey	Barrier	Top Speed [km/h]	Fastest Section	First 400m	Overall	L800	L600	L400	L200	Margin	Distance Travelled From Winner [m]
1	5	<b>MY HARUCONI</b> Kayla Crowther		Data was not able to be tracked for this horse	---	---	---	---	---	---	---	0:53.39	
2	4	<b>REINE OF NINE</b> Tala Hutchinson	10	69.3 1000-800	0:10.91 400-200	0:25.23	0:53.69 (0:08.55)	0:45.14 (0:11.00)	0:34.14 (0:11.32)	0:22.82 (0:10.91)	0:11.91 (0:11.91)	1.92L	
3	7	<b>AMBELLO</b> Polly Brewster	8	69.4 1000-800	0:10.96 800-600	0:24.69	0:53.89 (0:08.06)	0:45.83 (0:10.96)	0:34.87 (0:11.39)	0:23.48 (0:11.17)	0:12.31 (0:12.31)	3.22L	
4	3	<b>SHE'S XTRAVAGANT</b> Felicity Atkinson	1	68.8 1000-800	0:10.94 800-600	0:24.87	0:53.90 (0:08.32)	0:45.58 (0:10.94)	0:34.64 (0:11.34)	0:23.30 (0:11.12)	0:12.18 (0:12.18)	3.33L	
5	6	<b>SERENE MOON</b> Justin Potter	4	68.9 1000-800	0:11.01 800-600	0:25.33	0:53.93 (0:08.53)	0:45.40 (0:11.01)	0:34.39 (0:11.38)	0:23.01 (0:11.05)	0:11.96 (0:11.96)	3.53L	
6	8	<b>HE'S PURRING</b> Stacey Metcalfe	9	69.2 1000-800	0:10.99 800-600	0:24.87	0:54.04 (0:08.15)	0:45.89 (0:10.99)	0:34.90 (0:11.41)	0:23.49 (0:11.26)	0:12.23 (0:12.23)	4.23L	
7	9	<b>INNOCENT SIPS</b> Rochelle Milnes	2	70.4 1000-800	0:10.81 800-600	0:24.77	0:54.16 (0:08.08)	0:46.08 (0:10.81)	0:35.27 (0:11.49)	0:23.78 (0:11.26)	0:12.52 (0:12.52)	4.97L	
8	2	<b>QEYAADY</b> Todd Pannell	7	68.6 1000-800	0:11.00 800-600	0:24.83	0:54.20 (0:08.18)	0:46.02 (0:11.00)	0:35.02 (0:11.31)	0:23.71 (0:11.33)	0:12.38 (0:12.38)	5.27L	
9	1	<b>EPAULETTE PRINCE</b> Sairyn Fawke	3	67.0 1000-800	0:11.28 400-200	0:25.61	0:54.50 (0:08.35)	0:46.15 (0:11.43)	0:34.72 (0:11.48)	0:23.24 (0:11.28)	0:11.95 (0:11.95)	7.17L	
10	10	<b>OK GERRY</b> Alana Livesey	5	68.1 1000-800	0:10.91 800-600	0:24.56	0:54.63 (0:07.92)	0:46.71 (0:10.91)	0:35.80 (0:11.45)	0:24.35 (0:11.50)	0:12.85 (0:12.85)	8.04L	

- [ ] Position in running at each section and finish
- No data available at this section
- NA No data available
- █ Background shading for fastest section
- # Saddle cloth number
- DNF Did not finish
- DNT Did not track

Horse/Jockey Name	REINE OF NINE/Tala Hutchinson
Finish Rank	2
Fastest Section Time (Section)	0:10.91 (L400)
Top Speed [km/h] (Section)	69.3 (Overall)
Race State	Finished



Thomas Farms RC Murray Bridge SA - Professional

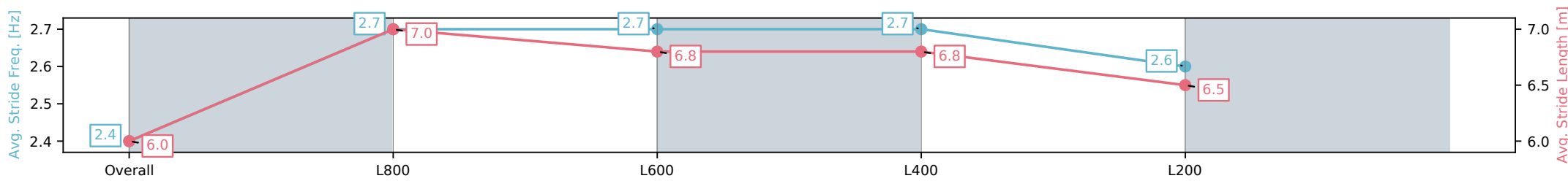
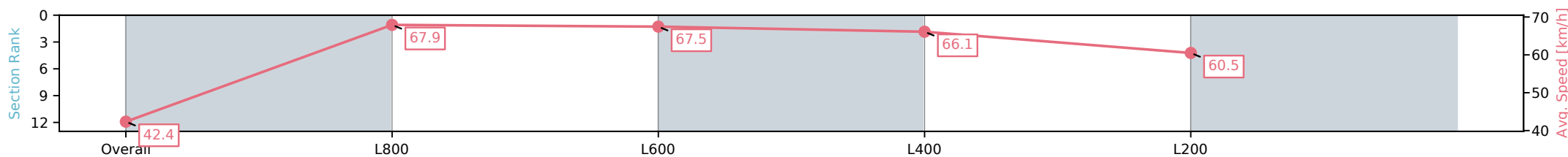
Race 4: Dutton's Easy to do business with! Benchmark 56 Handicap - 900m

01 January 2025 - 3:24PM

Track Rating: Good 4, Weather: Fine, Rail Position: 1200m Chute, +6m 1000m-W/Post, True Remainder



Section	Overall	L800	L600	L400	L200
Section Times	0:53.69 (0:08.55)	0:45.14 (0:11.00)	0:34.14 (0:11.32)	0:22.82 (0:10.91)	0:11.91 (0:11.91)
Average Speed [km/h]	42.4	67.9	67.5	66.1	60.5
Top Speed [km/h]	62.8	69.3	68.6	68.2	64.3
Avg. Dist. to Rail [m]	12.7	12.5	13.8	18.1	17.3
Avg. Stride Freq. [Hz]	2.4	2.7	2.7	2.7	2.6
Avg. Stride Length [m]	6.0	7.0	6.8	6.8	6.5



[ ] Ranking at each section and finish  
 -:-:- No data available at this section  
 NA No data available

Horse/Jockey Name	AMBELLO/Polly Brewster
Finish Rank	3
Fastest Section Time (Section)	0:10.96 (L800)
Top Speed [km/h] (Section)	69.4 (Overall)
Race State	Finished



Thomas Farms RC Murray Bridge SA - Professional

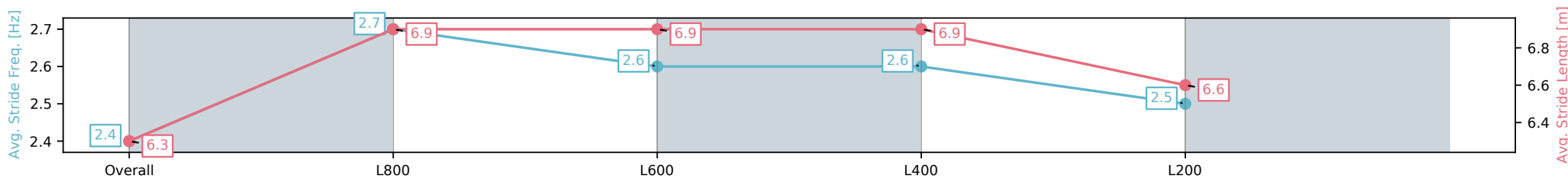
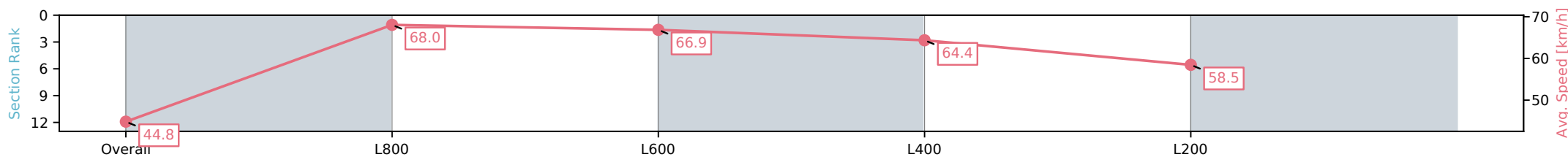
Race 4: Dutton's Easy to do business with! Benchmark 56 Handicap - 900m

01 January 2025 - 3:24PM

Track Rating: Good 4, Weather: Fine, Rail Position: 1200m Chute, +6m 1000m-W/Post, True Remainder



Section	Overall	L800	L600	L400	L200
Section Times	0:53.89 (0:08.06)	0:45.83 (0:10.96)	0:34.87 (0:11.39)	0:23.48 (0:11.17)	0:12.31 (0:12.31)
Average Speed [km/h]	44.8	68.0	66.9	64.4	58.5
Top Speed [km/h]	63.8	69.4	67.9	67.2	62.0
Avg. Dist. to Rail [m]	12.1	12.2	12.2	14.0	12.7
Avg. Stride Freq. [Hz]	2.4	2.7	2.6	2.6	2.5
Avg. Stride Length [m]	6.3	6.9	6.9	6.9	6.6



[ ] Ranking at each section and finish  
 -:-:- No data available at this section  
 NA No data available

Horse/Jockey Name	SHE'S XTRAVAGANT/Felicity Atkinson
Finish Rank	4
Fastest Section Time (Section)	0:10.94 (L800)
Top Speed [km/h] (Section)	68.8 (Overall)
Race State	Finished



Thomas Farms RC Murray Bridge SA - Professional

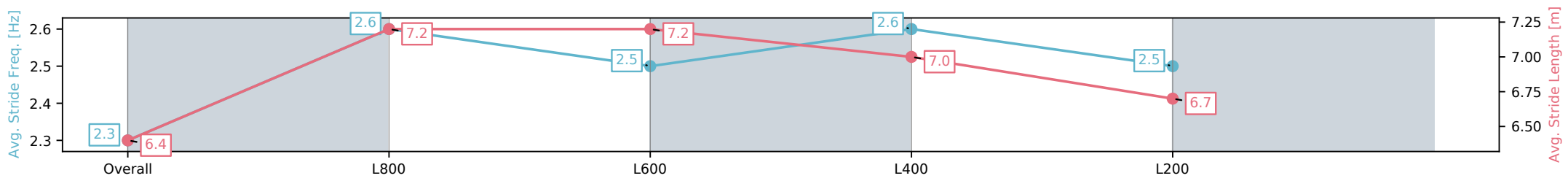
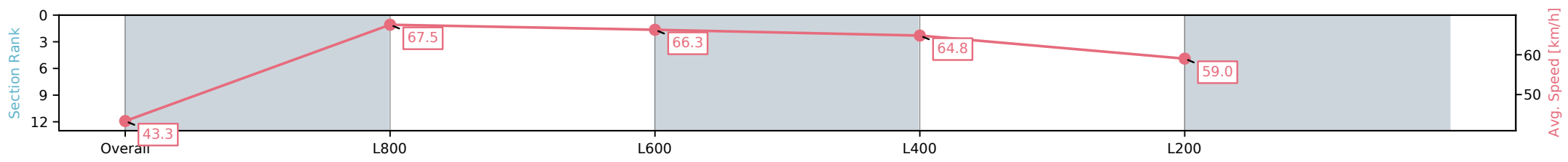
Race 4: Dutton's Easy to do business with! Benchmark 56 Handicap - 900m

01 January 2025 - 3:24PM

Track Rating: Good 4, Weather: Fine, Rail Position: 1200m Chute, +6m 1000m-W/Post, True Remainder



Section	Overall	L800	L600	L400	L200
Section Times	0:53.90 (0:08.32)	0:45.58 (0:10.94)	0:34.64 (0:11.34)	0:23.30 (0:11.12)	0:12.18 (0:12.18)
Average Speed [km/h]	43.3	67.5	66.3	64.8	59.0
Top Speed [km/h]	62.9	68.8	68.4	66.5	62.6
Avg. Dist. to Rail [m]	5.4	8.7	9.6	13.0	13.5
Avg. Stride Freq. [Hz]	2.3	2.6	2.5	2.6	2.5
Avg. Stride Length [m]	6.4	7.2	7.2	7.0	6.7



- [ ] Ranking at each section and finish
- :-:- No data available at this section
- NA No data available

Horse/Jockey Name	SERENE MOON/Justin Potter
Finish Rank	5
Fastest Section Time (Section)	0:11.01 (L800)
Top Speed [km/h] (Section)	68.9 (Overall)
Race State	Finished



Thomas Farms RC Murray Bridge SA - Professional


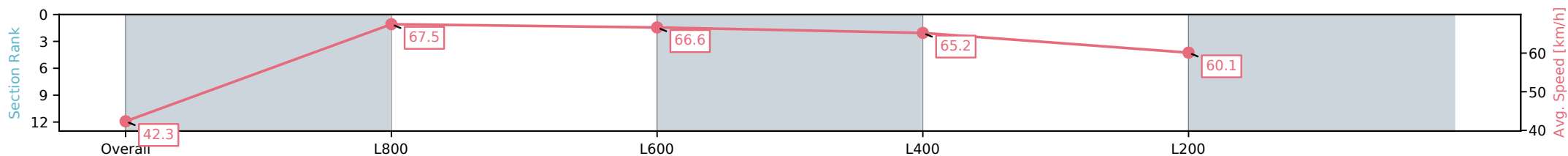
Race 4: Dutton's Easy to do business with! Benchmark 56 Handicap - 900m

01 January 2025 - 3:24PM

Track Rating: Good 4, Weather: Fine, Rail Position: 1200m Chute, +6m 1000m-W/Post, True Remainder



Section	Overall	L800	L600	L400	L200
Section Times	0:53.93 (0:08.53)	0:45.40 (0:11.01)	0:34.39 (0:11.38)	0:23.01 (0:11.05)	0:11.96 (0:11.96)
Average Speed [km/h]	42.3	67.5	66.6	65.2	60.1
Top Speed [km/h]	63.3	68.9	68.3	66.9	63.1
Avg. Dist. to Rail [m]	7.8	10.5	11.9	16.7	19.0
Avg. Stride Freq. [Hz]	2.4	2.5	2.5	2.5	2.4
Avg. Stride Length [m]	5.9	7.4	7.2	7.2	6.9



- [ ] Ranking at each section and finish
- :-:- No data available at this section
- NA No data available

Horse/Jockey Name	HE'S PURRING/Stacey Metcalfe
Finish Rank	6
Fastest Section Time (Section)	0:10.99 (L800)
Top Speed [km/h] (Section)	69.2 (Overall)
Race State	Finished



Thomas Farms RC Murray Bridge SA - Professional

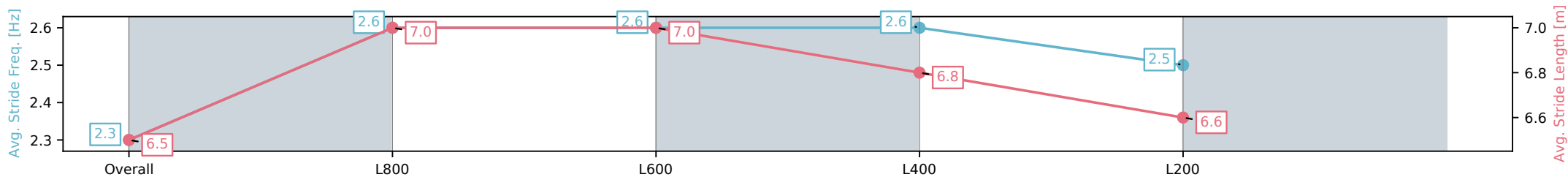
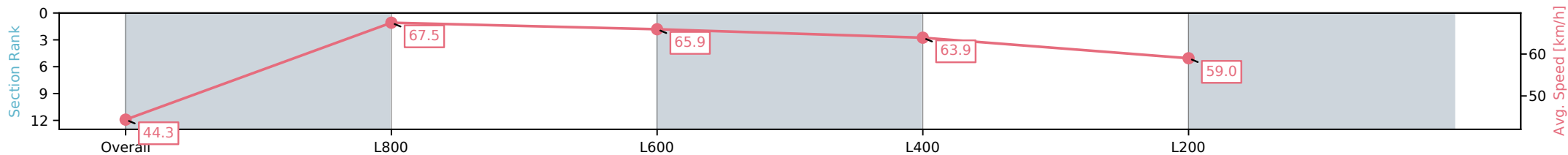
Race 4: Dutton's Easy to do business with! Benchmark 56 Handicap - 900m

01 January 2025 - 3:24PM

Track Rating: Good 4, Weather: Fine, Rail Position: 1200m Chute, +6m 1000m-W/Post, True Remainder



Section	Overall	L800	L600	L400	L200
Section Times	0:54.04 (0:08.15)	0:45.89 (0:10.99)	0:34.90 (0:11.41)	0:23.49 (0:11.26)	0:12.23 (0:12.23)
Average Speed [km/h]	44.3	67.5	65.9	63.9	59.0
Top Speed [km/h]	63.2	69.2	67.8	66.3	63.0
Avg. Dist. to Rail [m]	12.4	10.7	10.1	14.6	16.7
Avg. Stride Freq. [Hz]	2.3	2.6	2.6	2.6	2.5
Avg. Stride Length [m]	6.5	7.0	7.0	6.8	6.6



- [ ] Ranking at each section and finish
- :-:- No data available at this section
- NA No data available

Horse/Jockey Name	INNOCENT SIPS/Rochelle Milnes
Finish Rank	7
Fastest Section Time (Section)	0:10.81 (L800)
Top Speed [km/h] (Section)	70.4 (Overall)
Race State	Finished



Thomas Farms RC Murray Bridge SA - Professional

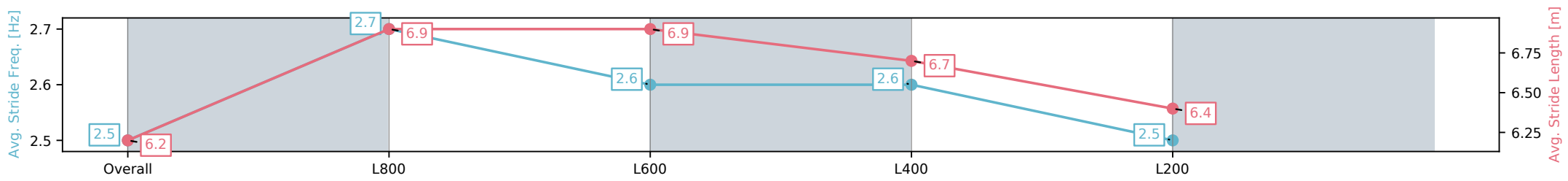
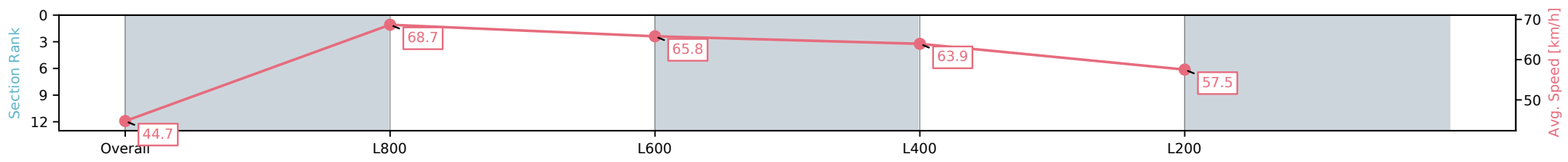
Race 4: Dutton's Easy to do business with! Benchmark 56 Handicap - 900m

01 January 2025 - 3:24PM

Track Rating: Good 4, Weather: Fine, Rail Position: 1200m Chute, +6m 1000m-W/Post, True Remainder



Section	Overall	L800	L600	L400	L200
Section Times	0:54.16 (0:08.08)	0:46.08 (0:10.81)	0:35.27 (0:11.49)	0:23.78 (0:11.26)	0:12.52 (0:12.52)
Average Speed [km/h]	44.7	68.7	65.8	63.9	57.5
Top Speed [km/h]	63.3	70.4	66.9	66.0	62.7
Avg. Dist. to Rail [m]	5.4	10.0	10.8	11.5	11.0
Avg. Stride Freq. [Hz]	2.5	2.7	2.6	2.6	2.5
Avg. Stride Length [m]	6.2	6.9	6.9	6.7	6.4



[ ] Ranking at each section and finish  
 -:-:- No data available at this section  
 NA No data available

Horse/Jockey Name	QEYAADY/Todd Pannell
Finish Rank	8
Fastest Section Time (Section)	0:11.00 (L800)
Top Speed [km/h] (Section)	68.6 (Overall)
Race State	Finished



Thomas Farms RC Murray Bridge SA - Professional

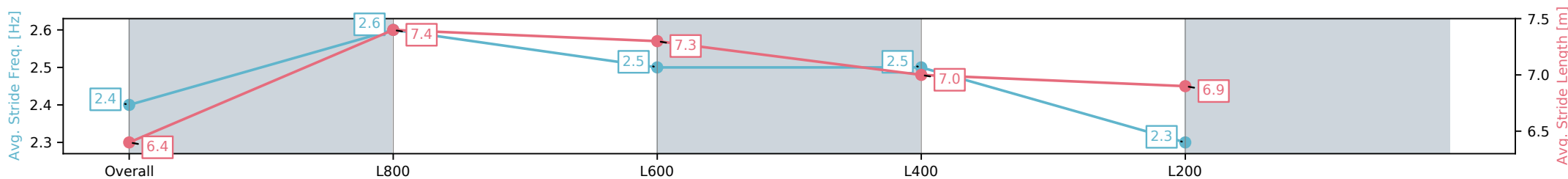
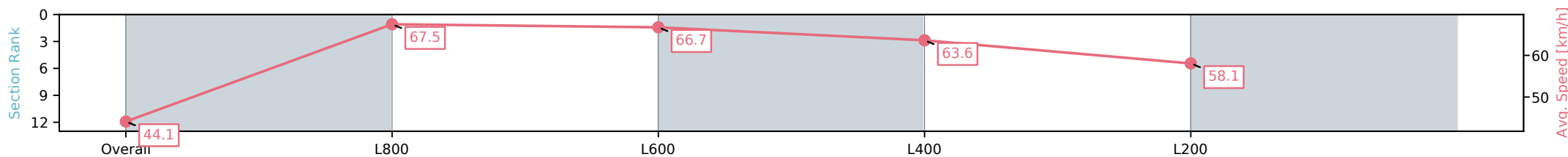
Race 4: Dutton's Easy to do business with! Benchmark 56 Handicap - 900m

01 January 2025 - 3:24PM

Track Rating: Good 4, Weather: Fine, Rail Position: 1200m Chute, +6m 1000m-W/Post, True Remainder



Section	Overall	L800	L600	L400	L200
Section Times	0:54.20 (0:08.18)	0:46.02 (0:11.00)	0:35.02 (0:11.31)	0:23.71 (0:11.33)	0:12.38 (0:12.38)
Average Speed [km/h]	44.1	67.5	66.7	63.6	58.1
Top Speed [km/h]	63.1	68.6	67.9	65.8	61.4
Avg. Dist. to Rail [m]	9.7	10.1	10.9	15.0	16.4
Avg. Stride Freq. [Hz]	2.4	2.6	2.5	2.5	2.3
Avg. Stride Length [m]	6.4	7.4	7.3	7.0	6.9



- [ ] Ranking at each section and finish
- :-:- No data available at this section
- NA No data available



Horse/Jockey Name	EPAULETTE PRINCE/Sairyn Fawke
Finish Rank	9
Fastest Section Time (Section)	0:11.28 (L400)
Top Speed [km/h] (Section)	67.0 (Overall)
Race State	Finished



Thomas Farms RC Murray Bridge SA - Professional

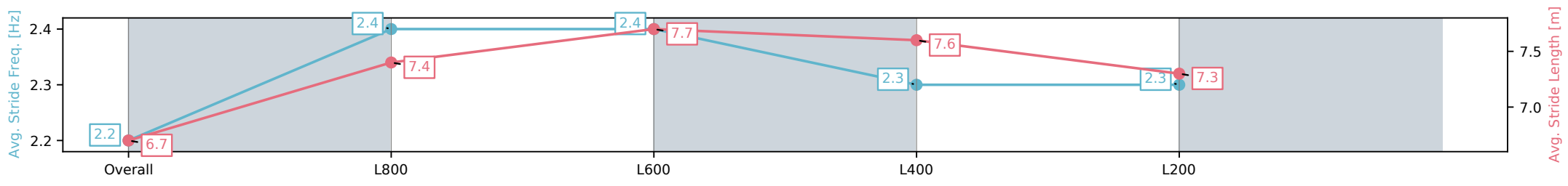
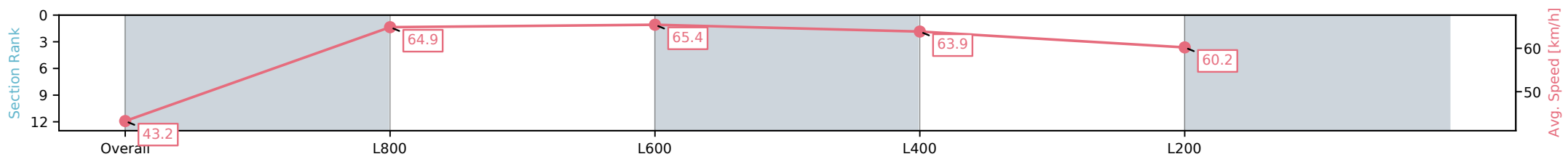
Race 4: Dutton's Easy to do business with! Benchmark 56 Handicap - 900m

01 January 2025 - 3:24PM

Track Rating: Good 4, Weather: Fine, Rail Position: 1200m Chute, +6m 1000m-W/Post, True Remainder



Section	Overall	L800	L600	L400	L200
Section Times	0:54.50 (0:08.35)	0:46.15 (0:11.43)	0:34.72 (0:11.48)	0:23.24 (0:11.28)	0:11.95 (0:11.95)
Average Speed [km/h]	43.2	64.9	65.4	63.9	60.2
Top Speed [km/h]	60.3	67.0	66.4	64.7	63.6
Avg. Dist. to Rail [m]	7.3	9.4	10.0	14.3	14.6
Avg. Stride Freq. [Hz]	2.2	2.4	2.4	2.3	2.3
Avg. Stride Length [m]	6.7	7.4	7.7	7.6	7.3



[ ] Ranking at each section and finish  
 -:-:- No data available at this section  
 NA No data available

Horse/Jockey Name	OK GERRY/Alana Livesey
Finish Rank	10
Fastest Section Time (Section)	0:10.91 (L800)
Top Speed [km/h] (Section)	68.1 (Overall)
Race State	Finished



Thomas Farms RC Murray Bridge SA - Professional

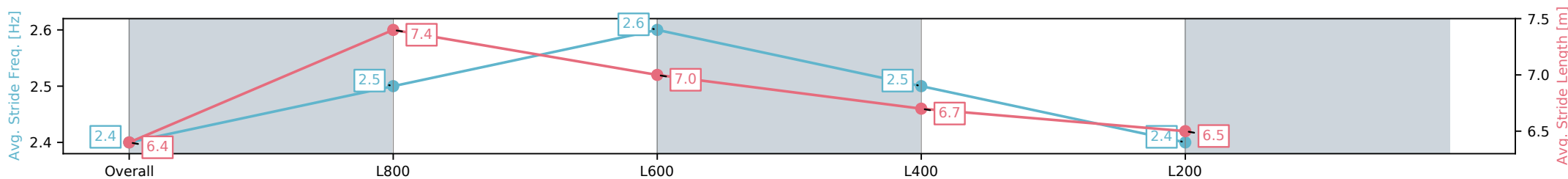
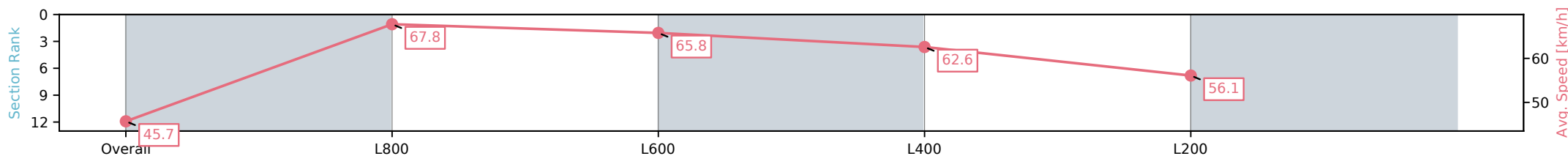
Race 4: Dutton's Easy to do business with! Benchmark 56 Handicap - 900m

01 January 2025 - 3:24PM

Track Rating: Good 4, Weather: Fine, Rail Position: 1200m Chute, +6m 1000m-W/Post, True Remainder



Section	Overall	L800	L600	L400	L200
Section Times	0:54.63 (0:07.92)	0:46.71 (0:10.91)	0:35.80 (0:11.45)	0:24.35 (0:11.50)	0:12.85 (0:12.85)
Average Speed [km/h]	45.7	67.8	65.8	62.6	56.1
Top Speed [km/h]	65.8	68.1	67.3	66.0	59.6
Avg. Dist. to Rail [m]	8.3	9.0	10.1	11.9	12.1
Avg. Stride Freq. [Hz]	2.4	2.5	2.6	2.5	2.4
Avg. Stride Length [m]	6.4	7.4	7.0	6.7	6.5



- [ ] Ranking at each section and finish
- :-:- No data available at this section
- NA No data available