



RACINGSA

Thomas Farms RC Murray Bridge SA Race 3: Carlton Draught Maiden Plate - 2000m

01 January 2025 - 2:43PM

Track Rating: Good 4, Weather: Fine, Rail Position: 1200m Chute, +6m 1000m-W/Post,
True Remainder



Murray Bridge
Racing Club

Section Field Times							Overall	L1800	L1600	L1400	L1200	L1000		
							2:04.22 (0:13.67)	1:50.55 (0:11.32)	1:39.23 (0:12.14)	1:27.09 (0:12.28)	1:14.81 (0:12.08)	1:02.73 (0:12.41)		
Position	#	Horse/Jockey	Barrier	Top Speed [km/h]	Fastest Section	First 400m							Distance Travelled From Winner [m]	
1	8	GURU WARRIOR Taylor Johnstone	13	64.5	0:11.48	0:25.47	2:04.22 (0:13.99)	1:50.23 [5] (0:11.48)	1:38.75 [4] (0:12.20)	1:26.55 [3] (0:12.23)	1:14.32 [3] (0:12.14)	1:02.18 [3] (0:12.49)		
2	13	TURNED LOOSE Jessica Tzaferis	8	66.1	0:11.40	0:25.13	2:04.55 (0:13.73)	1:50.82 [2] (0:11.40)	1:39.42 [2] (0:12.14)	1:27.28 [2] (0:12.17)	1:15.11 [2] (0:12.05)	1:03.06 [1] (0:12.64)	-5	
3	3	MCLEOD Dom Tourneur	5	63.2	0:11.61	0:25.67	2:04.96 (0:14.06)	1:50.90 [6] (0:11.61)	1:39.29 [7] (0:12.22)	1:27.07 [7] (0:12.24)	1:14.83 [7] (0:12.16)	1:02.67 [7] (0:12.56)	-4	
4	12	CUT NO ICE Jacob Opperman	3	64.0	0:11.46	0:25.66	2:05.01 (0:14.20)	1:50.81 [7] (0:11.46)	1:39.35 [6] (0:12.22)	1:27.13 [6] (0:12.23)	1:14.90 [6] (0:12.09)	1:02.81 [6] (0:12.60)	-4	
5	9	SUIT OF WANDS Justin Potter	11	64.1	0:11.79	0:26.14	2:05.22 (0:14.35)	1:50.87 [8] (0:11.79)	1:39.08 [10] (0:12.24)	1:26.84 [11] (0:12.16)	1:14.68 [10] (0:12.14)	1:02.54 [10] (0:12.69)	+5	
6	4	NAVAL ENSIGN Todd Pannell	2	62.2	0:11.80	0:26.35	2:05.25 (0:14.55)	1:50.70 [11] (0:11.80)	1:38.90 [12] (0:12.25)	1:26.65 [12] (0:12.30)	1:14.35 [12] (0:12.20)	1:02.15 [13] (0:12.60)	-5	
7	14	SAINT BOOM Rochelle Milnes	9	64.1	0:11.52	0:25.48	2:05.48 (0:13.96)	1:51.52 [4] (0:11.52)	1:40.00 [5] (0:12.26)	1:27.74 [5] (0:12.28)	1:15.45 [5] (0:12.08)	1:03.37 [4] (0:12.47)	-7	
8	5	ORCHARD THIEF Murray Henderson	12	64.3	0:11.62	0:26.21	2:05.85 (0:14.59)	1:51.26 [12] (0:11.62)	1:39.64 [11] (0:11.95)	1:27.69 [8] (0:12.07)	1:15.62 [8] (0:12.13)	1:03.49 [8] (0:12.62)	+2	
9	6	SON OF VADAMOS Zoe Lloyd	4	62.6	0:11.71	0:26.11	2:05.96 (0:14.40)	1:51.56 [10] (0:11.71)	1:39.85 [9] (0:12.18)	1:27.67 [9] (0:12.28)	1:15.39 [11] (0:12.20)	1:03.19 [11] (0:12.56)	-8	
10	7	SPECIAL SPOT Sairyn Fawke	7	66.0	0:11.21	0:26.73	2:06.07 (0:15.52)	1:50.55 [13] (0:11.21)	1:39.34 [13] (0:12.02)	1:27.32 [13] (0:12.16)	1:15.16 [13] (0:12.09)	1:03.07 [12] (0:12.62)	-1	

Scratched: Barbwire Baby (#10)

Report Created: Wed 01 January 2025 15:33:31 GMT+11 (Note: Timing is based on positional data)

- [] Position in running at each section and finish
- :-:-- No data available at this section
- NA No data available
- █ Background shading for fastest section
- # Saddle cloth number
- DNF Did not finish
- DNT Did not track



RACINGSA

Thomas Farms RC Murray Bridge SA Race 3: Carlton Draught Maiden Plate - 2000m

01 January 2025 - 2:43PM

Track Rating: Good 4, Weather: Fine, Rail Position: 1200m Chute, +6m 1000m-W/Post,
True Remainder



Murray Bridge
Racing Club

Section								Overall	L1800	L1600	L1400	L1200	L1000		
Field Times								2:04.22 (0:13.67)	1:50.55 (0:11.32)	1:39.23 (0:12.14)	1:27.09 (0:12.28)	1:14.81 (0:12.08)	1:02.73 (0:12.41)		
Position	#	Horse/Jockey	Barrier	Top Speed [km/h]	Fastest Section	First 400m									Distance Travelled From Winner [m]
11	1	CAPE SIZE	1	65.6	0:11.47	0:25.38	2:06.22	1:52.31 [3]	1:40.84 [3]	1:28.54 [4]	1:16.23 [4]	1:04.09 [5]		-9	
		Alana Livesey		2000-1800	1800-1600		(0:13.91)	(0:11.47)	(0:12.30)	(0:12.31)	(0:12.14)	(0:12.52)			
12	11	BELFAST CHILD	10	65.6	0:11.66	0:26.04	2:06.44	1:52.06 [9]	1:40.40 [8]	1:28.14 [10]	1:15.93 [9]	1:03.79 [9]		-3	
		Felicity Atkinson		2000-1800	1800-1600		(0:14.38)	(0:11.66)	(0:12.26)	(0:12.21)	(0:12.14)	(0:12.63)			
13	2	CHEVY DU GRAAL	6	66.3	0:11.32	0:24.99	2:07.08	1:53.41 [1]	1:42.09 [1]	1:29.96 [1]	1:17.67 [1]	1:05.56 [2]		-8	
		Margaret Collett		2000-1800	1800-1600		(0:13.67)	(0:11.32)	(0:12.13)	(0:12.28)	(0:12.11)	(0:12.38)			

Scratched: Barbwire Baby (#10)

- [] Position in running at each section and finish
- #: Saddle cloth number
- :--- No data available at this section
- DNF Did not finish
- NA No data available
- DNT Did not track
- █ Background shading for fastest section



RACINGSA

Thomas Farms RC Murray Bridge SA Race 3: Carlton Draught Maiden Plate - 2000m

01 January 2025 - 2:43PM

Track Rating: Good 4, Weather: Fine, Rail Position: 1200m Chute, +6m 1000m-W/Post,
True Remainder



Murray Bridge
Racing Club

Section												L800	L600	L400	L200		
Field Times												0:50.32	0:37.65	0:25.13	0:12.79		
												(0:12.66)	(0:12.52)	(0:12.34)	(0:12.79)		
Position	#	Horse/Jockey	Barrier	Top Speed [km/h]	Fastest Section	First 400m						Margin				Distance Travelled From Winner [m]	
1	8	GURU WARRIOR	13	64.5	0:11.48	0:25.47	0:49.69 [3]	0:37.18 [3]	0:24.68 [2]	0:12.65 [2]	2:04.22						
		Taylor Johnstone		2000-1800	1800-1600		(0:12.51)	(0:12.50)	(0:12.03)	(0:12.65)							
2	13	TURNED LOOSE	8	66.1	0:11.40	0:25.13	0:50.42 [2]	0:37.91 [2]	0:25.47 [1]	0:13.13 [1]	2.02L					-5	
		Jessica Tzaferis		2000-1800	1800-1600		(0:12.51)	(0:12.44)	(0:12.34)	(0:13.13)							
3	3	MCLEOD	5	63.2	0:11.61	0:25.67	0:50.10 [7]	0:37.57 [7]	0:25.15 [4]	0:12.81 [4]	4.46L					-4	
		Dom Tourneur		2000-1800	1800-1600		(0:12.53)	(0:12.42)	(0:12.34)	(0:12.81)							
4	12	CUT NO ICE	3	64.0	0:11.46	0:25.66	0:50.21 [6]	0:37.65 [6]	0:25.19 [5]	0:12.90 [3]	4.77L					-4	
		Jacob Opperman		2000-1800	1800-1600		(0:12.56)	(0:12.46)	(0:12.28)	(0:12.90)							
5	9	SUIT OF WANDS	11	64.1	0:11.79	0:26.14	0:49.85 [11]	0:37.54 [9]	0:25.15 [8]	0:12.73 [6]	6.03L					+5	
		Justin Potter		2000-1800	1800-1600		(0:12.31)	(0:12.39)	(0:12.42)	(0:12.73)							
6	4	NAVAL ENSIGN	2	62.2	0:11.80	0:26.35	0:49.55 [13]	0:37.23 [13]	0:24.63 [13]	0:12.43 [10]	6.24L					-5	
		Todd Pannell		2000-1800	1800-1600		(0:12.32)	(0:12.60)	(0:12.20)	(0:12.43)							
7	14	SAINT BOOM	9	64.1	0:11.52	0:25.48	0:50.90 [4]	0:38.39 [4]	0:25.76 [3]	0:13.25 [5]	7.66L					-7	
		Rochelle Milnes		2000-1800	1800-1600		(0:12.51)	(0:12.63)	(0:12.51)	(0:13.25)							
8	5	ORCHARD THIEF	12	64.3	0:11.62	0:26.21	0:50.87 [8]	0:38.37 [8]	0:25.71 [9]	0:13.16 [7]	9.89L					+2	
		Murray Henderson		2000-1800	1800-1600		(0:12.50)	(0:12.66)	(0:12.55)	(0:13.16)							
9	6	SON OF VADAMOS	4	62.6	0:11.71	0:26.11	0:50.62 [10]	0:38.27 [10]	0:25.74 [10]	0:13.17 [9]	10.57L					-8	
		Zoe Lloyd		2000-1800	1800-1600		(0:12.35)	(0:12.53)	(0:12.56)	(0:13.17)							
10	7	SPECIAL SPOT	7	66.0	0:11.21	0:26.73	0:50.45 [12]	0:38.16 [12]	0:25.69 [11]	0:13.14 [11]	11.19L					-1	
		Sairyn Fawke		2000-1800	1800-1600		(0:12.28)	(0:12.47)	(0:12.55)	(0:13.14)							

Scratched: Barbwire Baby (#10)

Report Created: Wed 01 January 2025 15:33:31 GMT+11 (Note: Timing is based on positional data)

- [] Position in running at each section and finish
- #: Saddle cloth number
- : No data available at this section
- DNF: Did not finish
- NA: No data available
- DNT: Did not track
- █ Background shading for fastest section



RACINGSA

Thomas Farms RC Murray Bridge SA Race 3: Carlton Draught Maiden Plate - 2000m

01 January 2025 - 2:43PM

Track Rating: Good 4, Weather: Fine, Rail Position: 1200m Chute, +6m 1000m-W/Post,
True Remainder



Murray Bridge
Racing Club

Section												L800	L600	L400	L200		
Field Times												0:50.32	0:37.65	0:25.13	0:12.79		
												(0:12.66)	(0:12.52)	(0:12.34)	(0:12.79)		
Position	#	Horse/Jockey	Barrier	Top Speed [km/h]	Fastest Section	First 400m						Margin				Distance Travelled From Winner [m]	
11	1	CAPE SIZE	1	65.6	0:11.47	0:25.38	0:51.57 [5]	0:39.00 [5]	0:26.21 [7]	0:13.45 [8]	12.13L					-9	
		Alana Livesey		2000-1800	1800-1600		(0:12.56)	(0:12.79)	(0:12.76)	(0:13.45)							
12	11	BELFAST CHILD	10	65.6	0:11.66	0:26.04	0:51.16 [9]	0:38.60 [11]	0:25.94 [12]	0:13.38 [13]	13.46L					-3	
		Felicity Atkinson		2000-1800	1800-1600		(0:12.56)	(0:12.66)	(0:12.56)	(0:13.38)							
13	2	CHEVY DU GRAAL	6	66.3	0:11.32	0:24.99	0:53.18 [1]	0:40.52 [1]	0:27.26 [6]	0:14.03 [12]	17.36L					-8	
		Margaret Collett		2000-1800	1800-1600		(0:12.66)	(0:13.26)	(0:13.23)	(0:14.03)							

Scratched: Barbwire Baby (#10)

- [] Position in running at each section and finish
- #: Saddle cloth number
- :--- No data available at this section
- DNF Did not finish
- NA No data available
- DNT Did not track
- █ Background shading for fastest section

Horse/Jockey Name	GURU WARRIOR/Taylor Johnstone
Finish Rank	1
Fastest Section Time (Section)	0:11.48 (L1800)
Top Speed [km/h] (Section)	64.5 (Overall)
Race State	Finished



Thomas Farms RC Murray Bridge SA - Professional

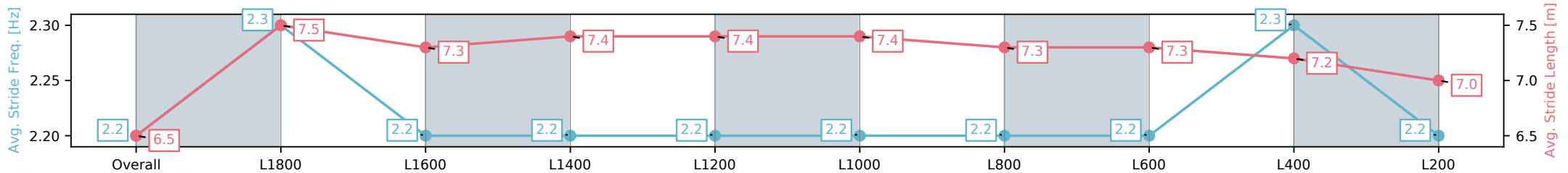
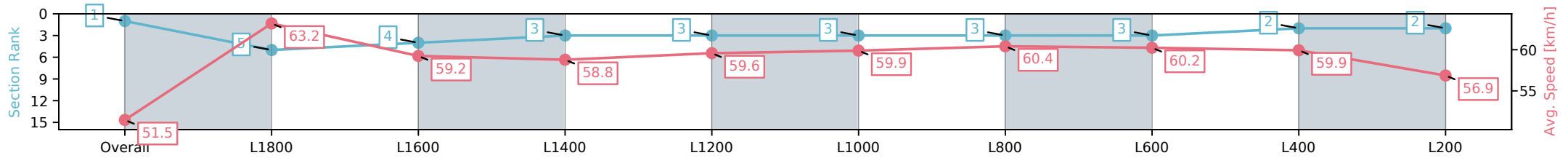
Race 3: Carlton Draught Maiden Plate - 2000m

01 January 2025 - 2:43PM

Track Rating: Good 4, Weather: Fine, Rail Position: 1200m Chute, +6m 1000m-W/Post, True Remainder



Section	Overall	L1800	L1600	L1400	L1200	L1000	L800	L600	L400	L200
Section Times	2:04.22 [1] (0:13.99)	1:50.23 [5] (0:11.48)	1:38.75 [4] (0:12.20)	1:26.55 [3] (0:12.23)	1:14.32 [3] (0:12.14)	1:02.18 [3] (0:12.49)	0:49.69 [3] (0:12.51)	0:37.18 [3] (0:12.50)	0:24.68 [2] (0:12.03)	0:12.65 [2] (0:12.65)
Average Speed [km/h]	51.5	63.2	59.2	58.8	59.6	59.9	60.4	60.2	59.9	56.9
Top Speed [km/h]	64.4	64.5	61.0	59.7	60.9	61.3	61.1	61.1	61.2	59.3
Avg. Dist. to Rail [m]	8.4	1.7	1.7	2.3	2.8	7.2	10.0	10.3	11.8	12.7
Avg. Stride Freq. [Hz]	2.2	2.3	2.2	2.2	2.2	2.2	2.2	2.2	2.3	2.2
Avg. Stride Length [m]	6.5	7.5	7.3	7.4	7.4	7.4	7.3	7.3	7.2	7.0



- [] Ranking at each section and finish
- :-:- No data available at this section
- NA No data available

Horse/Jockey Name	TURNED LOOSE/Jessica Tzaferis
Finish Rank	2
Fastest Section Time (Section)	0:11.40 (L1800)
Top Speed [km/h] (Section)	66.1 (Overall)
Race State	Finished



Thomas Farms RC Murray Bridge SA - Professional

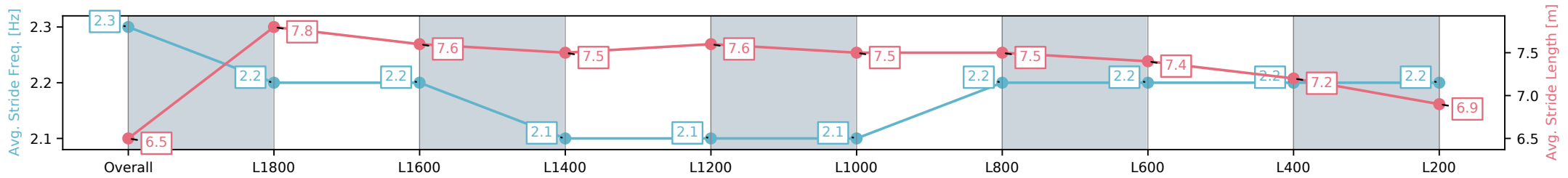
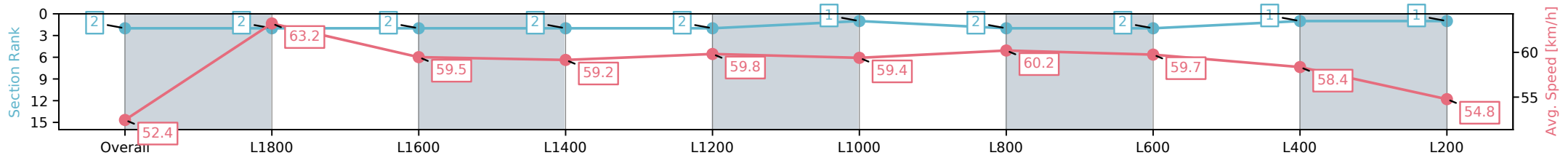
Race 3: Carlton Draught Maiden Plate - 2000m

01 January 2025 - 2:43PM

Track Rating: Good 4, Weather: Fine, Rail Position: 1200m Chute, +6m 1000m-W/Post, True Remainder



Section	Overall	L1800	L1600	L1400	L1200	L1000	L800	L600	L400	L200
Section Times	2:04.55 [2] (0:13.73)	1:50.82 [2] (0:11.40)	1:39.42 [2] (0:12.14)	1:27.28 [2] (0:12.17)	1:15.11 [2] (0:12.05)	1:03.06 [1] (0:12.64)	0:50.42 [2] (0:12.51)	0:37.91 [2] (0:12.44)	0:25.47 [1] (0:12.34)	0:13.13 [1] (0:13.13)
Average Speed [km/h]	52.4	63.2	59.5	59.2	59.8	59.4	60.2	59.7	58.4	54.8
Top Speed [km/h]	66.1	65.1	60.3	60.2	60.7	60.4	61.7	60.7	60.1	56.7
Avg. Dist. to Rail [m]	5.3	0.9	1.1	1.1	1.4	7.9	9.0	6.9	9.8	11.9
Avg. Stride Freq. [Hz]	2.3	2.2	2.2	2.1	2.1	2.1	2.2	2.2	2.2	2.2
Avg. Stride Length [m]	6.5	7.8	7.6	7.6	7.5	7.6	7.5	7.4	7.2	6.9



- [] Ranking at each section and finish
- :-:- No data available at this section
- NA No data available

Horse/Jockey Name	MCLEOD/Dom Tourneur
Finish Rank	3
Fastest Section Time (Section)	0:11.61 (L1800)
Top Speed [km/h] (Section)	63.2 (Overall)
Race State	Finished



Thomas Farms RC Murray Bridge SA - Professional

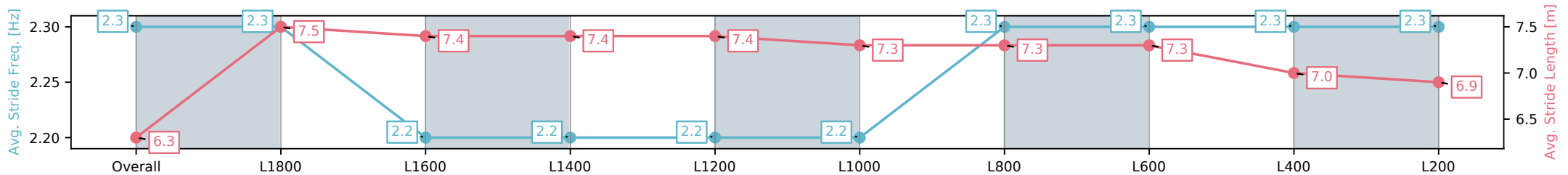
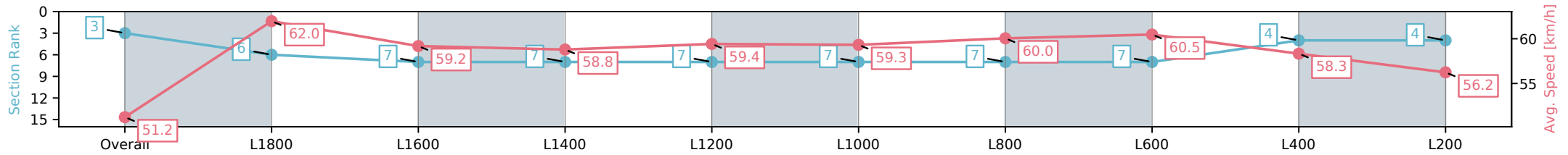
Race 3: Carlton Draught Maiden Plate - 2000m

01 January 2025 - 2:43PM

Track Rating: Good 4, Weather: Fine, Rail Position: 1200m Chute, +6m 1000m-W/Post, True Remainder



Section	Overall	L1800	L1600	L1400	L1200	L1000	L800	L600	L400	L200
Section Times	2:04.96 [3] (0:14.06)	1:50.90 [6] (0:11.61)	1:39.29 [7] (0:12.22)	1:27.07 [7] (0:12.24)	1:14.83 [7] (0:12.16)	1:02.67 [7] (0:12.56)	0:50.10 [7] (0:12.53)	0:37.57 [7] (0:12.42)	0:25.15 [4] (0:12.34)	0:12.81 [4] (0:12.81)
Average Speed [km/h]	51.2	62.0	59.2	58.8	59.4	59.3	60.0	60.5	58.3	56.2
Top Speed [km/h]	63.0	63.2	60.7	59.2	60.6	60.3	60.7	61.6	59.7	57.6
Avg. Dist. to Rail [m]	3.2	0.8	1.8	2.2	2.5	6.8	8.8	9.9	13.3	13.3
Avg. Stride Freq. [Hz]	2.3	2.3	2.2	2.2	2.2	2.2	2.3	2.3	2.3	2.3
Avg. Stride Length [m]	6.3	7.5	7.4	7.4	7.4	7.4	7.3	7.3	7.0	6.9



[] Ranking at each section and finish
 -:-:- No data available at this section
 NA No data available

Horse/Jockey Name	CUT NO ICE/Jacob Opperman
Finish Rank	4
Fastest Section Time (Section)	0:11.46 (L1800)
Top Speed [km/h] (Section)	64.0 (Overall)
Race State	Finished



Thomas Farms RC Murray Bridge SA - Professional

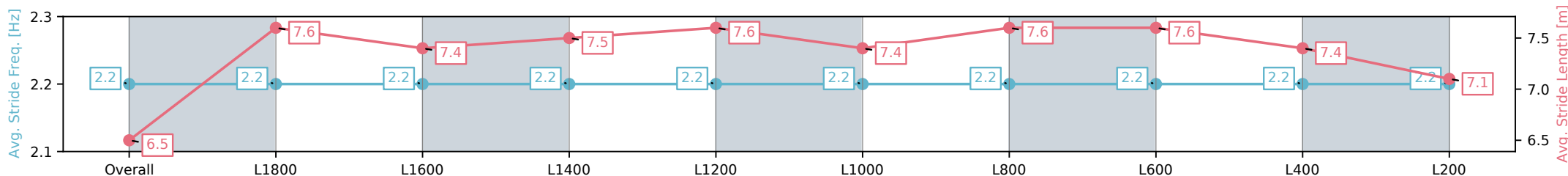
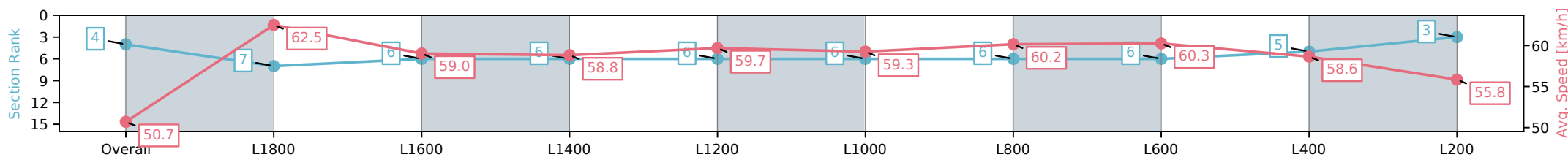
Race 3: Carlton Draught Maiden Plate - 2000m

01 January 2025 - 2:43PM

Track Rating: Good 4, Weather: Fine, Rail Position: 1200m Chute, +6m 1000m-W/Post, True Remainder



Section	Overall	L1800	L1600	L1400	L1200	L1000	L800	L600	L400	L200
Section Times	2:05.01 [4] (0:14.20)	1:50.81 [7] (0:11.46)	1:39.35 [6] (0:12.22)	1:27.13 [6] (0:12.23)	1:14.90 [6] (0:12.09)	1:02.81 [6] (0:12.60)	0:50.21 [6] (0:12.56)	0:37.65 [6] (0:12.46)	0:25.19 [5] (0:12.28)	0:12.90 [3] (0:12.90)
Average Speed [km/h]	50.7	62.5	59.0	58.8	59.7	59.3	60.2	60.3	58.6	55.8
Top Speed [km/h]	63.9	64.0	61.5	59.6	60.4	61.0	61.0	61.4	60.6	57.6
Avg. Dist. to Rail [m]	1.3	1.1	0.6	1.6	0.7	6.8	9.9	9.9	13.1	12.7
Avg. Stride Freq. [Hz]	2.2	2.2	2.2	2.2	2.2	2.2	2.2	2.2	2.2	2.2
Avg. Stride Length [m]	6.5	7.6	7.4	7.5	7.6	7.4	7.6	7.6	7.4	7.1



[] Ranking at each section and finish
 -:-:- No data available at this section
 NA No data available

Horse/Jockey Name	SUIT OF WANDS/Justin Potter
Finish Rank	5
Fastest Section Time (Section)	0:11.79 (L1800)
Top Speed [km/h] (Section)	64.1 (Overall)
Race State	Finished



Thomas Farms RC Murray Bridge SA - Professional

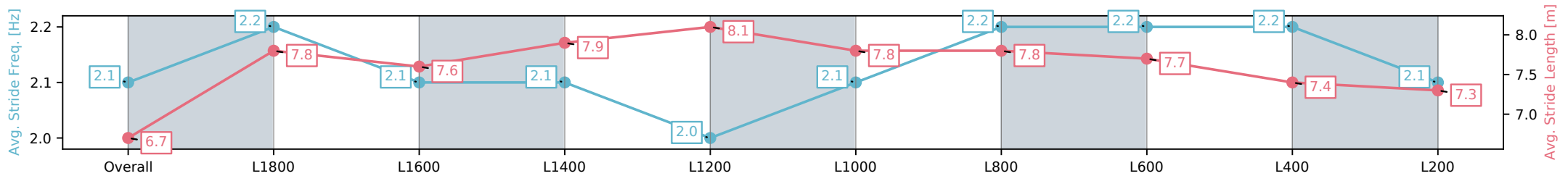
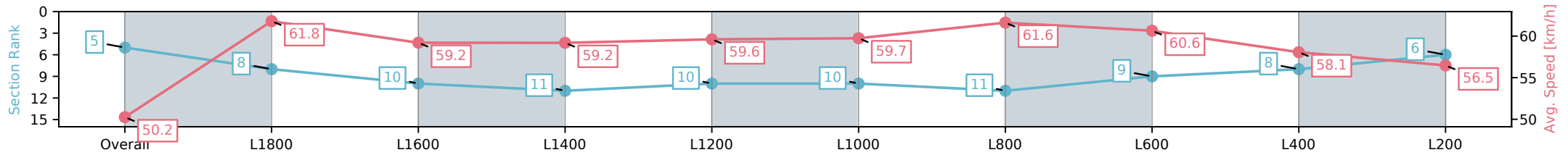
Race 3: Carlton Draught Maiden Plate - 2000m

01 January 2025 - 2:43PM

Track Rating: Good 4, Weather: Fine, Rail Position: 1200m Chute, +6m 1000m-W/Post, True Remainder



Section	Overall	L1800	L1600	L1400	L1200	L1000	L800	L600	L400	L200
Section Times	2:05.22 [5] (0:14.35)	1:50.87 [8] (0:11.79)	1:39.08 [10] (0:12.24)	1:26.84 [11] (0:12.16)	1:14.68 [10] (0:12.14)	1:02.54 [10] (0:12.69)	0:49.85 [11] (0:12.31)	0:37.54 [9] (0:12.39)	0:25.15 [8] (0:12.42)	0:12.73 [6] (0:12.73)
Average Speed [km/h]	50.2	61.8	59.2	59.2	59.6	59.7	61.6	60.6	58.1	56.5
Top Speed [km/h]	64.1	64.1	59.9	60.1	60.8	60.9	62.5	62.4	59.1	57.9
Avg. Dist. to Rail [m]	7.6	2.5	3.4	4.9	5.3	9.7	11.2	9.4	13.7	16.1
Avg. Stride Freq. [Hz]	2.1	2.2	2.1	2.1	2.0	2.1	2.2	2.2	2.2	2.1
Avg. Stride Length [m]	6.7	7.8	7.6	7.9	8.1	7.8	7.8	7.7	7.4	7.3



- [] Ranking at each section and finish
- :-:- No data available at this section
- NA No data available

Horse/Jockey Name	NAVAL ENSIGN/Todd Pannell
Finish Rank	6
Fastest Section Time (Section)	0:11.80 (L1800)
Top Speed [km/h] (Section)	62.2 (Overall)
Race State	Finished



Thomas Farms RC Murray Bridge SA - Professional

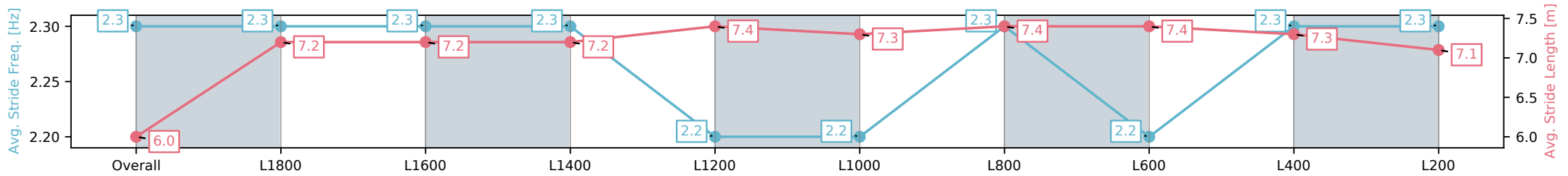
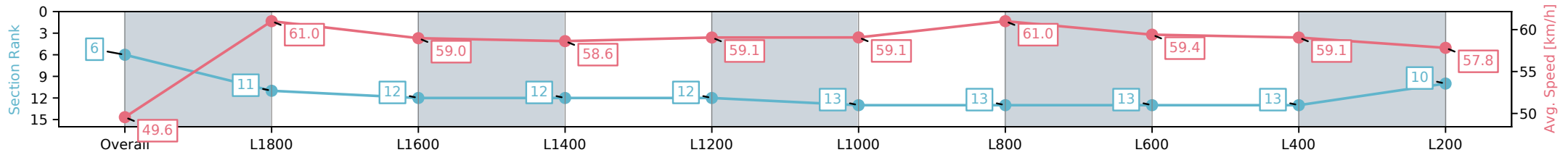
Race 3: Carlton Draught Maiden Plate - 2000m

01 January 2025 - 2:43PM

Track Rating: Good 4, Weather: Fine, Rail Position: 1200m Chute, +6m 1000m-W/Post, True Remainder



Section	Overall	L1800	L1600	L1400	L1200	L1000	L800	L600	L400	L200
Section Times	2:05.25 [6] (0:14.55)	1:50.70 [11] (0:11.80)	1:38.90 [12] (0:12.25)	1:26.65 [12] (0:12.30)	1:14.35 [12] (0:12.20)	1:02.15 [13] (0:12.60)	0:49.55 [13] (0:12.32)	0:37.23 [13] (0:12.60)	0:24.63 [13] (0:12.20)	0:12.43 [10] (0:12.43)
Average Speed [km/h]	49.6	61.0	59.0	58.6	59.1	59.1	61.0	59.4	59.1	57.8
Top Speed [km/h]	61.8	62.2	60.3	59.9	60.1	60.6	61.8	61.4	59.8	59.5
Avg. Dist. to Rail [m]	1.0	0.6	1.1	1.1	1.4	6.3	8.8	8.5	12.8	16.7
Avg. Stride Freq. [Hz]	2.3	2.3	2.3	2.3	2.2	2.2	2.3	2.2	2.3	2.3
Avg. Stride Length [m]	6.0	7.2	7.2	7.2	7.4	7.3	7.4	7.4	7.3	7.1



- [] Ranking at each section and finish
- :-:- No data available at this section
- NA No data available

Horse/Jockey Name	SAINT BOOM/Rochelle Milnes
Finish Rank	7
Fastest Section Time (Section)	0:11.52 (L1800)
Top Speed [km/h] (Section)	64.1 (Overall)
Race State	Finished



Thomas Farms RC Murray Bridge SA - Professional

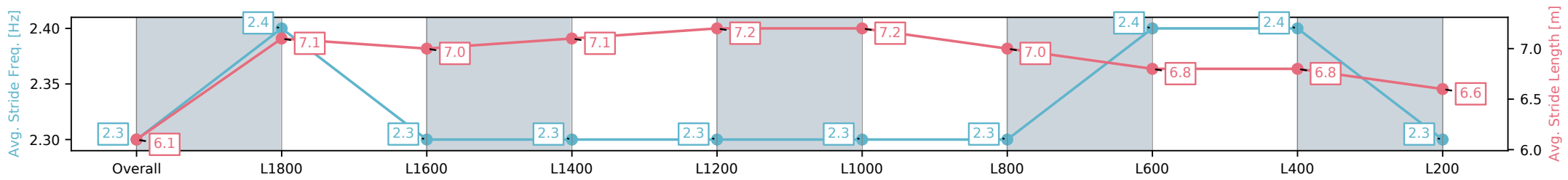
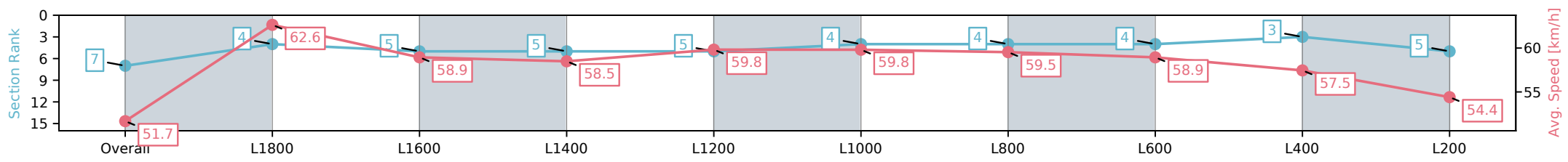
Race 3: Carlton Draught Maiden Plate - 2000m

01 January 2025 - 2:43PM

Track Rating: Good 4, Weather: Fine, Rail Position: 1200m Chute, +6m 1000m-W/Post, True Remainder



Section	Overall	L1800	L1600	L1400	L1200	L1000	L800	L600	L400	L200
Section Times	2:05.48 [7] (0:13.96)	1:51.52 [4] (0:11.52)	1:40.00 [5] (0:12.26)	1:27.74 [5] (0:12.28)	1:15.45 [5] (0:12.08)	1:03.37 [4] (0:12.47)	0:50.90 [4] (0:12.51)	0:38.39 [4] (0:12.63)	0:25.76 [3] (0:12.51)	0:13.25 [5] (0:13.25)
Average Speed [km/h]	51.7	62.6	58.9	58.5	59.8	59.8	59.5	58.9	57.5	54.4
Top Speed [km/h]	64.0	64.1	61.2	59.2	61.2	60.9	61.2	61.6	59.2	56.2
Avg. Dist. to Rail [m]	6.3	1.0	1.2	2.7	3.8	6.8	6.8	7.7	11.0	10.6
Avg. Stride Freq. [Hz]	2.3	2.4	2.3	2.3	2.3	2.3	2.3	2.4	2.4	2.3
Avg. Stride Length [m]	6.1	7.1	7.0	7.1	7.2	7.2	7.0	6.8	6.8	6.6



[] Ranking at each section and finish
 -:-:- No data available at this section
 NA No data available

Horse/Jockey Name	ORCHARD THIEF/Murray Henderson
Finish Rank	8
Fastest Section Time (Section)	0:11.62 (L1800)
Top Speed [km/h] (Section)	64.3 (Overall)
Race State	Finished



Thomas Farms RC Murray Bridge SA - Professional

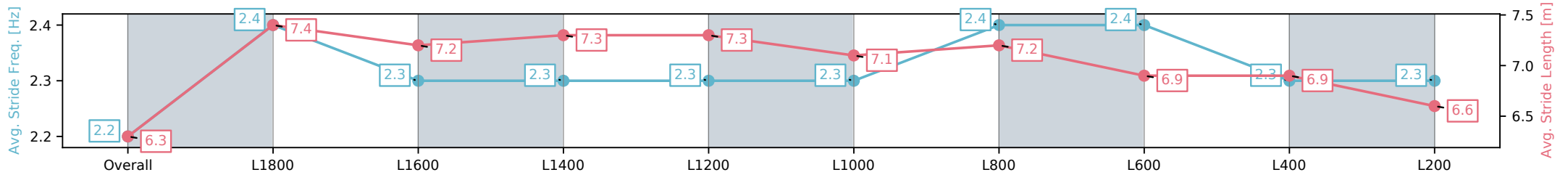
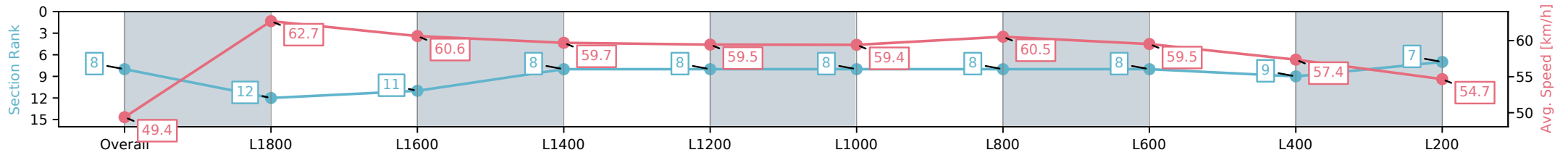
Race 3: Carlton Draught Maiden Plate - 2000m

01 January 2025 - 2:43PM

Track Rating: Good 4, Weather: Fine, Rail Position: 1200m Chute, +6m 1000m-W/Post, True Remainder



Section	Overall	L1800	L1600	L1400	L1200	L1000	L800	L600	L400	L200
Section Times	2:05.85 [8] (0:14.59)	1:51.26 [12] (0:11.62)	1:39.64 [11] (0:11.95)	1:27.69 [8] (0:12.07)	1:15.62 [8] (0:12.13)	1:03.49 [8] (0:12.62)	0:50.87 [8] (0:12.50)	0:38.37 [8] (0:12.66)	0:25.71 [9] (0:12.55)	0:13.16 [7] (0:13.16)
Average Speed [km/h]	49.4	62.7	60.6	59.7	59.5	59.4	60.5	59.5	57.4	54.7
Top Speed [km/h]	64.3	64.2	61.8	60.4	60.5	61.1	61.2	60.3	59.2	56.6
Avg. Dist. to Rail [m]	8.3	2.7	2.6	2.5	3.0	7.6	10.3	10.1	12.1	12.7
Avg. Stride Freq. [Hz]	2.2	2.4	2.3	2.3	2.3	2.3	2.4	2.4	2.3	2.3
Avg. Stride Length [m]	6.3	7.4	7.2	7.3	7.3	7.1	7.2	6.9	6.9	6.6



- [] Ranking at each section and finish
- :-:- No data available at this section
- NA No data available

Horse/Jockey Name	SON OF VADAMOS/Zoe Lloyd
Finish Rank	9
Fastest Section Time (Section)	0:11.71 (L1800)
Top Speed [km/h] (Section)	62.6 (Overall)
Race State	Finished



Thomas Farms RC Murray Bridge SA - Professional

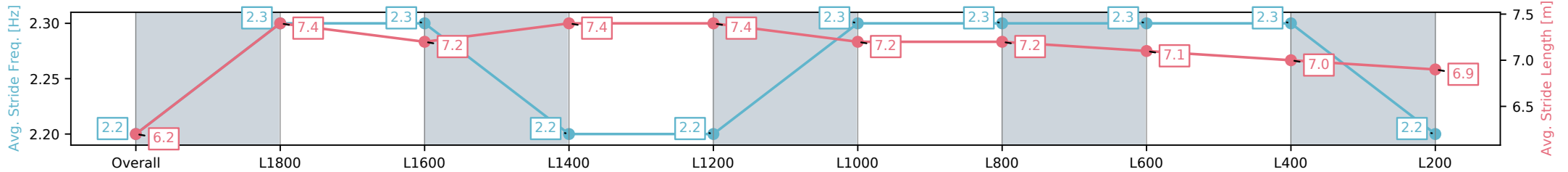
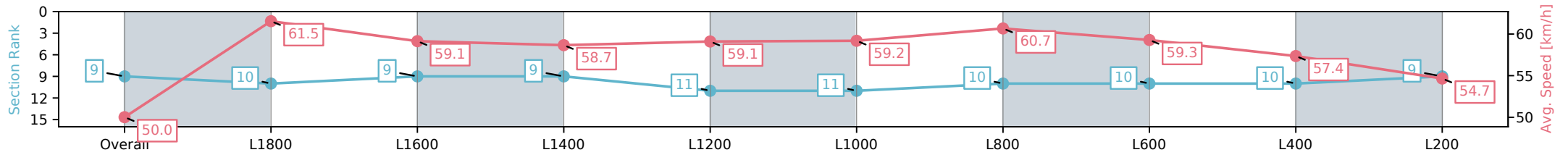
Race 3: Carlton Draught Maiden Plate - 2000m

01 January 2025 - 2:43PM

Track Rating: Good 4, Weather: Fine, Rail Position: 1200m Chute, +6m 1000m-W/Post, True Remainder



Section	Overall	L1800	L1600	L1400	L1200	L1000	L800	L600	L400	L200
Section Times	2:05.96 [9] (0:14.40)	1:51.56 [10] (0:11.71)	1:39.85 [9] (0:12.18)	1:27.67 [9] (0:12.28)	1:15.39 [11] (0:12.20)	1:03.19 [11] (0:12.56)	0:50.62 [10] (0:12.35)	0:38.27 [10] (0:12.53)	0:25.74 [10] (0:12.56)	0:13.17 [9] (0:13.17)
Average Speed [km/h]	50.0	61.5	59.1	58.7	59.1	59.2	60.7	59.3	57.4	54.7
Top Speed [km/h]	62.4	62.6	60.9	59.7	59.7	60.1	61.3	60.4	58.9	57.1
Avg. Dist. to Rail [m]	2.6	1.1	0.8	1.7	2.1	6.4	8.0	7.3	10.2	10.8
Avg. Stride Freq. [Hz]	2.2	2.3	2.3	2.2	2.2	2.3	2.3	2.3	2.3	2.2
Avg. Stride Length [m]	6.2	7.4	7.2	7.4	7.4	7.4	7.2	7.2	7.1	6.9



- [] Ranking at each section and finish
- :-:- No data available at this section
- NA No data available

Horse/Jockey Name	SPECIAL SPOT/Sairyn Fawke
Finish Rank	10
Fastest Section Time (Section)	0:11.21 (L1800)
Top Speed [km/h] (Section)	66.0 (Overall)
Race State	Finished



Thomas Farms RC Murray Bridge SA - Professional

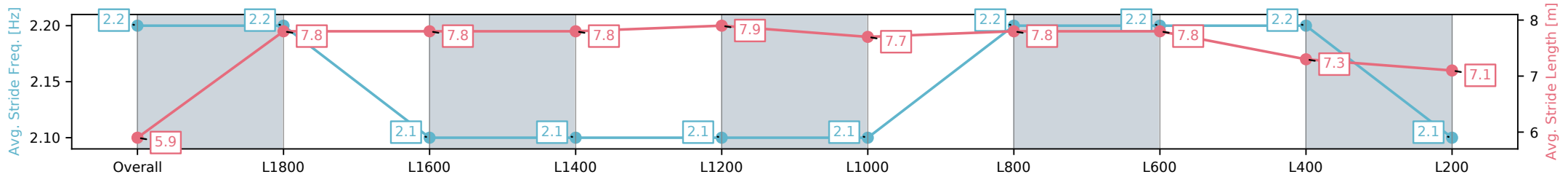
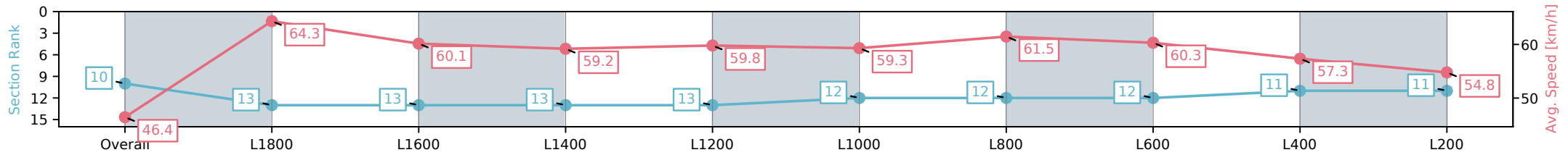
Race 3: Carlton Draught Maiden Plate - 2000m

01 January 2025 - 2:43PM

Track Rating: Good 4, Weather: Fine, Rail Position: 1200m Chute, +6m 1000m-W/Post, True Remainder



Section	Overall	L1800	L1600	L1400	L1200	L1000	L800	L600	L400	L200
Section Times	2:06.07 [10] (0:15.52)	1:50.55 [13] (0:11.21)	1:39.34 [13] (0:12.02)	1:27.32 [13] (0:12.16)	1:15.16 [13] (0:12.09)	1:03.07 [12] (0:12.62)	0:50.45 [12] (0:12.28)	0:38.16 [12] (0:12.47)	0:25.69 [11] (0:12.55)	0:13.14 [11] (0:13.14)
Average Speed [km/h]	46.4	64.3	60.1	59.2	59.8	59.3	61.5	60.3	57.3	54.8
Top Speed [km/h]	65.5	66.0	62.3	60.6	60.7	61.4	62.1	61.7	59.0	56.3
Avg. Dist. to Rail [m]	4.1	1.2	1.8	2.7	3.0	7.8	9.8	9.8	14.4	15.6
Avg. Stride Freq. [Hz]	2.2	2.2	2.1	2.1	2.1	2.1	2.2	2.2	2.2	2.1
Avg. Stride Length [m]	5.9	7.8	7.8	7.8	7.8	7.9	7.7	7.8	7.3	7.1



- [] Ranking at each section and finish
- :-:- No data available at this section
- NA No data available

Horse/Jockey Name	CAPE SIZE/Alana Livesey
Finish Rank	11
Fastest Section Time (Section)	0:11.47 (L1800)
Top Speed [km/h] (Section)	65.6 (Overall)
Race State	Finished



Thomas Farms RC Murray Bridge SA - Professional

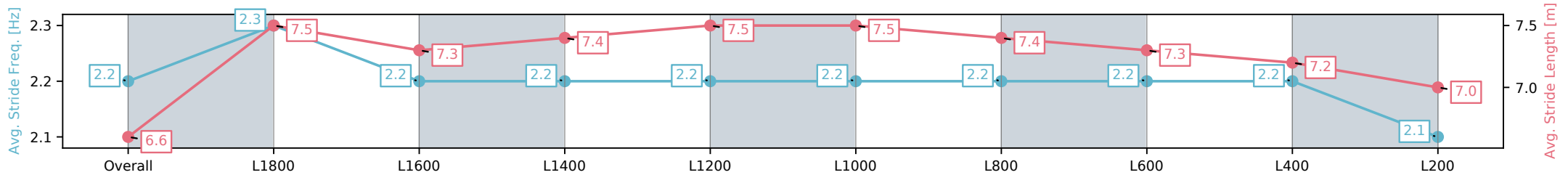
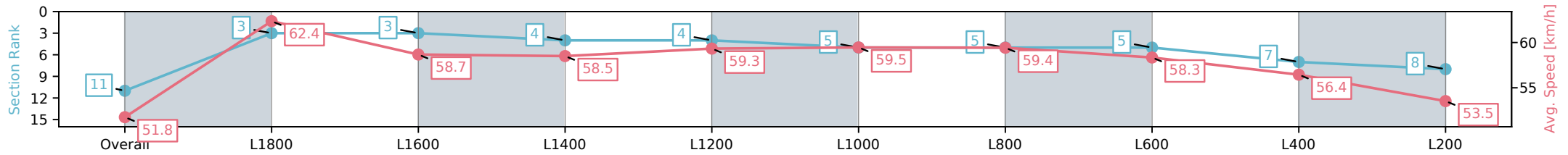
Race 3: Carlton Draught Maiden Plate - 2000m

01 January 2025 - 2:43PM

Track Rating: Good 4, Weather: Fine, Rail Position: 1200m Chute, +6m 1000m-W/Post, True Remainder



Section	Overall	L1800	L1600	L1400	L1200	L1000	L800	L600	L400	L200
Section Times	2:06.22 [11] (0:13.91)	1:52.31 [3] (0:11.47)	1:40.84 [3] (0:12.30)	1:28.54 [4] (0:12.31)	1:16.23 [4] (0:12.14)	1:04.09 [5] (0:12.52)	0:51.57 [5] (0:12.56)	0:39.00 [5] (0:12.79)	0:26.21 [7] (0:12.76)	0:13.45 [8] (0:13.45)
Average Speed [km/h]	51.8	62.4	58.7	58.5	59.3	59.5	59.4	58.3	56.4	53.5
Top Speed [km/h]	65.6	65.4	60.5	58.8	60.1	60.5	60.2	59.4	57.8	55.4
Avg. Dist. to Rail [m]	0.6	1.3	0.6	1.3	1.7	6.1	7.7	8.1	11.1	11.0
Avg. Stride Freq. [Hz]	2.2	2.3	2.2	2.2	2.2	2.2	2.2	2.2	2.2	2.1
Avg. Stride Length [m]	6.6	7.5	7.3	7.4	7.5	7.5	7.4	7.3	7.2	7.0



- [] Ranking at each section and finish
- :-:- No data available at this section
- NA No data available

Horse/Jockey Name	BELFAST CHILD/Felicity Atkinson
Finish Rank	12
Fastest Section Time (Section)	0:11.66 (L1800)
Top Speed [km/h] (Section)	65.6 (Overall)
Race State	Finished



Thomas Farms RC Murray Bridge SA - Professional

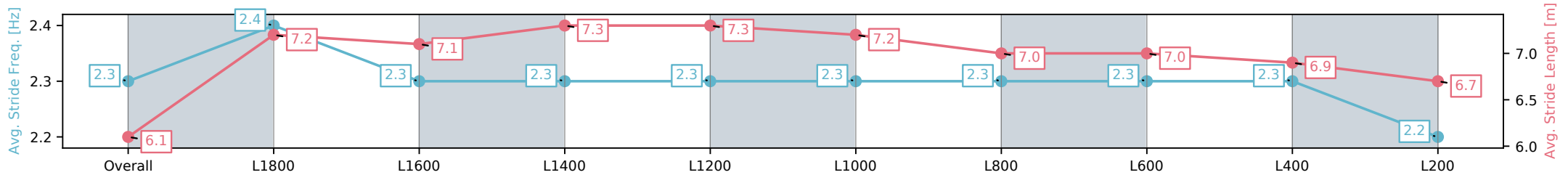
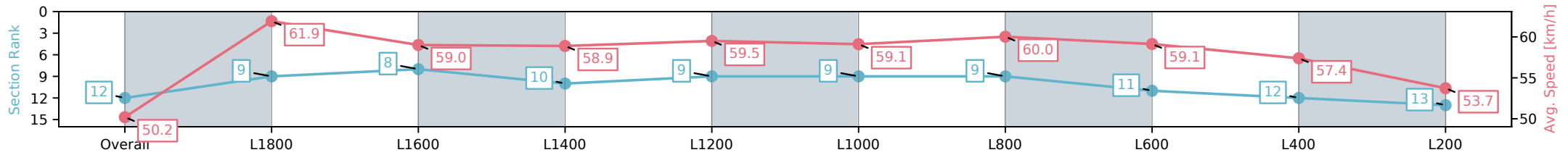
Race 3: Carlton Draught Maiden Plate - 2000m

01 January 2025 - 2:43PM

Track Rating: Good 4, Weather: Fine, Rail Position: 1200m Chute, +6m 1000m-W/Post, True Remainder



Section	Overall	L1800	L1600	L1400	L1200	L1000	L800	L600	L400	L200
Section Times	2:06.44 [12] (0:14.38)	1:52.06 [9] (0:11.66)	1:40.40 [8] (0:12.26)	1:28.14 [10] (0:12.21)	1:15.93 [9] (0:12.14)	1:03.79 [9] (0:12.63)	0:51.16 [9] (0:12.56)	0:38.60 [11] (0:12.66)	0:25.94 [12] (0:12.56)	0:13.38 [13] (0:13.38)
Average Speed [km/h]	50.2	61.9	59.0	58.9	59.5	59.1	60.0	59.1	57.4	53.7
Top Speed [km/h]	65.5	65.6	60.4	60.0	60.5	60.7	61.9	60.9	58.3	55.9
Avg. Dist. to Rail [m]	5.9	1.4	1.5	2.1	2.5	6.9	9.6	8.5	12.0	14.1
Avg. Stride Freq. [Hz]	2.3	2.4	2.3	2.3	2.3	2.3	2.3	2.3	2.3	2.2
Avg. Stride Length [m]	6.1	7.2	7.1	7.3	7.3	7.2	7.0	7.0	6.9	6.7



- [] Ranking at each section and finish
- :-:- No data available at this section
- NA No data available

Horse/Jockey Name	CHEVY DU GRAAL/Margaret Collett
Finish Rank	13
Fastest Section Time (Section)	0:11.32 (L1800)
Top Speed [km/h] (Section)	66.3 (Overall)
Race State	Finished



Thomas Farms RC Murray Bridge SA - Professional

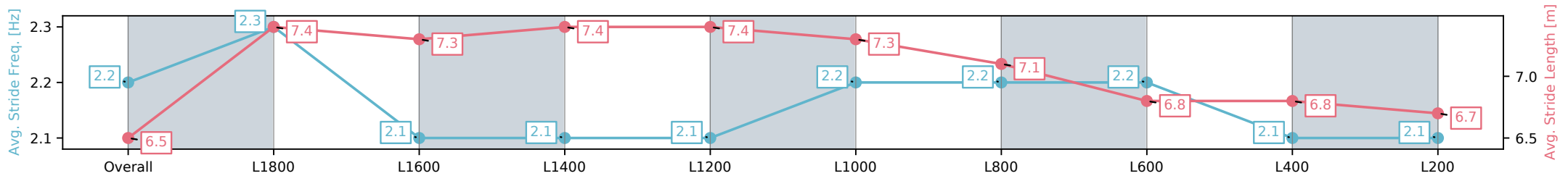
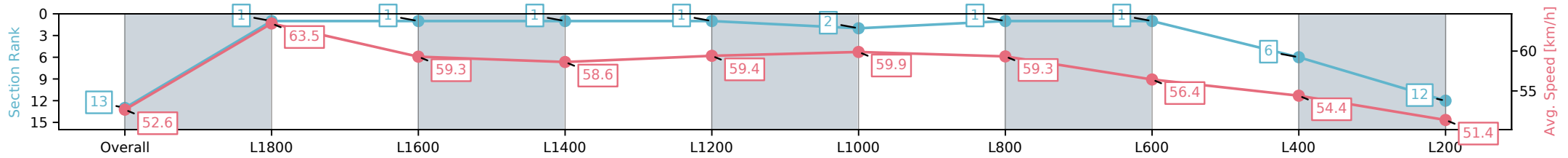
Race 3: Carlton Draught Maiden Plate - 2000m

01 January 2025 - 2:43PM

Track Rating: Good 4, Weather: Fine, Rail Position: 1200m Chute, +6m 1000m-W/Post, True Remainder



Section	Overall	L1800	L1600	L1400	L1200	L1000	L800	L600	L400	L200
Section Times	2:07.08 [13] (0:13.67)	1:53.41 [1] (0:11.32)	1:42.09 [1] (0:12.13)	1:29.96 [1] (0:12.28)	1:17.67 [1] (0:12.11)	1:05.56 [2] (0:12.38)	0:53.18 [1] (0:12.66)	0:40.52 [1] (0:13.26)	0:27.26 [6] (0:13.23)	0:14.03 [12] (0:14.03)
Average Speed [km/h]	52.6	63.5	59.3	58.6	59.4	59.9	59.3	56.4	54.4	51.4
Top Speed [km/h]	65.9	66.3	60.7	61.1	61.2	60.5	60.2	57.6	55.6	53.6
Avg. Dist. to Rail [m]	3.8	1.0	0.2	0.1	0.5	5.4	8.6	8.5	9.2	9.6
Avg. Stride Freq. [Hz]	2.2	2.3	2.1	2.1	2.1	2.2	2.2	2.2	2.1	2.1
Avg. Stride Length [m]	6.5	7.4	7.3	7.4	7.4	7.3	7.1	6.8	6.8	6.7



- [] Ranking at each section and finish
- :-:- No data available at this section
- NA No data available