



RACINGSA

Thomas Farms RC Murray Bridge SA
Race 2: Thomas Farms Maiden Plate - 1600m
01 January 2025 - 2:04PM



Murray Bridge
Racing Club

Track Rating: Good 4, Weather: Fine, Rail Position: 1200m Chute, +6m 1000m-W/Post,
True Remainder

Table with columns: Section, Field Times, Position, #, Horse/Jockey, Barrier, Top Speed [km/h], Fastest Section, First 400m, Overall, L1400, L1200, L1000, L800, L600, Distance Travelled From Winner [m]. Rows include horses like GIORGI, ANNANDA, I RUN ON AIR, ZOUNORMOUS, GARCON RENARD, SWISSTA, HOT STRUT, TOSEN ROYALE, FIERY MOON, and KOOL 'N' CLASSY.

Scratched: Hasta La Oinkers (#1)

Report Created: Wed 01 January 2025 14:58:17 GMT+11 (Note: Timing is based on positional data)

- [] Position in running at each section and finish
Saddle cloth number
-:-:- No data available at this section
DNF Did not finish
NA No data available
DNT Did not track
Background shading for fastest section



RACINGSA

Thomas Farms RC Murray Bridge SA
Race 2: Thomas Farms Maiden Plate - 1600m
01 January 2025 - 2:04PM



Murray Bridge
Racing Club

Track Rating: Good 4, Weather: Fine, Rail Position: 1200m Chute, +6m 1000m-W/Post,
True Remainder

Section	Overall	L1400	L1200	L1000	L800	L600
Field Times	1:37.71 (0:13.35)	1:24.36 (0:10.90)	1:13.46 (0:11.57)	1:01.88 (0:12.38)	0:49.50 (0:12.41)	0:37.09 (0:12.32)

Position	#	Horse/Jockey	Barrier	Top Speed [km/h]	Fastest Section	First 400m	Overall	L1400	L1200	L1000	L800	L600	Distance Travelled From Winner [m]
11	5	TOSEN STORM	5	64.6	0:11.42	0:25.45	1:44.32	1:30.29 [7]	1:18.87 [8]	1:07.37 [9]	0:55.15 [8]	0:42.42 [8]	+8
		Todd Pannell		1600-1400	1400-1200		(0:14.03)	(0:11.42)	(0:11.50)	(0:12.22)	(0:12.73)	(0:12.74)	

Scratched: Hasta La Oinkers (#1)

- [] Position in running at each section and finish # Saddle cloth number
- :--:-- No data available at this section DNF Did not finish
- NA No data available DNT Did not track
- Background shading for fastest section



RACINGSA

Thomas Farms RC Murray Bridge SA

Race 2: Thomas Farms Maiden Plate - 1600m

01 January 2025 - 2:04PM



Murray Bridge
Racing Club

Track Rating: Good 4, Weather: Fine, Rail Position: 1200m Chute, +6m 1000m-W/Post,
True Remainder

Section Field Times

L400
0:24.78
(0:12.26)

L200
0:12.52
(0:12.52)

Position	#	Horse/Jockey	Barrier	Top Speed [km/h]	Fastest Section	First 400m	L400	L200	Margin	Distance Travelled From Winner [m]
1	12	GIORGI Matthew Chadwick	6	64.8	0:11.30	0:25.08	0:23.92 [6] (0:11.62)	0:12.30 [5] (0:12.30)	1:37.71	
2	11	ANNANDA Kayla Crowther	4	65.6	0:11.11	0:24.75	0:24.51 [3] (0:11.92)	0:12.59 [1] (0:12.59)	0.44L	+2
3	2	I RUN ON AIR Rochelle Milnes	10	65.2	0:11.17	0:25.21	0:24.45 [5] (0:11.84)	0:12.61 [3] (0:12.61)	1.34L	+6
4	10	ZOUNORMOUS Jason Holder	1	65.6	0:11.17	0:25.13	0:25.01 [4] (0:12.04)	0:12.97 [6] (0:12.97)	4.64L	-1
5	6	GARCON RENARD Dom Tourneur	9	63.9	0:11.56	0:25.75	0:24.20 [9] (0:11.90)	0:12.30 [7] (0:12.30)	5.53L	+4
6	3	SWISSTA Tala Hutchinson	8	67.5	0:10.91	0:24.25	0:25.73 [1] (0:12.34)	0:13.39 [2] (0:13.39)	5.98L	-4
7	8	HOT STRUT Jacob Opperman	2	66.7	0:11.06	0:24.53	0:25.73 [2] (0:12.35)	0:13.38 [4] (0:13.38)	6.68L	-1
8	4	TOSEN ROYALE Jessica Tzaferis	11	64.5	0:11.52	0:25.81	0:25.36 [8] (0:12.28)	0:13.07 [8] (0:13.07)	12.64L	-4
9	7	FIERY MOON Justin Potter	3	65.5	0:11.26	0:25.46	0:25.31 [10] (0:12.24)	0:13.07 [9] (0:13.07)	12.87L	+3
10	9	KOOL 'N' CLASSY Sairyn Fawke	7	66.4	0:11.10	0:25.25	0:27.76 [7] (0:13.04)	0:14.72 [10] (0:14.72)	26.8L	+1

Scratched: Hasta La Oinkers (#1)

Report Created: Wed 01 January 2025 14:58:17 GMT+11 (Note: Timing is based on positional data)

- [] Position in running at each section and finish
- :-:-- No data available at this section
- NA No data available
- █ Background shading for fastest section
- # Saddle cloth number
- DNF Did not finish
- DNT Did not track



RACINGSA

Thomas Farms RC Murray Bridge SA

Race 2: Thomas Farms Maiden Plate - 1600m

01 January 2025 - 2:04PM



Murray Bridge
Racing Club

Track Rating: Good 4, Weather: Fine, Rail Position: 1200m Chute, +6m 1000m-W/Post,
True Remainder

Section

Field Times

L400 L200
0:24.78 0:12.52
(0:12.26) (0:12.52)

Position	#	Horse/Jockey	Barrier	Top Speed [km/h]	Fastest Section	First 400m			Margin					Distance Travelled From Winner [m]
11	5	TOSEN STORM	5	64.6	0:11.42	0:25.45	0:29.68 [11]	0:15.86 [11]	41.84L					+8
		Todd Pannell		1600-1400	1400-1200		(0:13.82)	(0:15.86)						

Scratched: Hasta La Oinkers (#1)

- [] Position in running at each section and finish # Saddle cloth number
- :--:-- No data available at this section DNF Did not finish
- NA No data available DNT Did not track
- Background shading for fastest section

Horse/Jockey Name	GIORGI/Matthew Chadwick
Finish Rank	1
Fastest Section Time (Section)	0:11.30 (L1400)
Top Speed [km/h] (Section)	64.8 (Overall)
Race State	Finished



Thomas Farms RC Murray Bridge SA - Professional

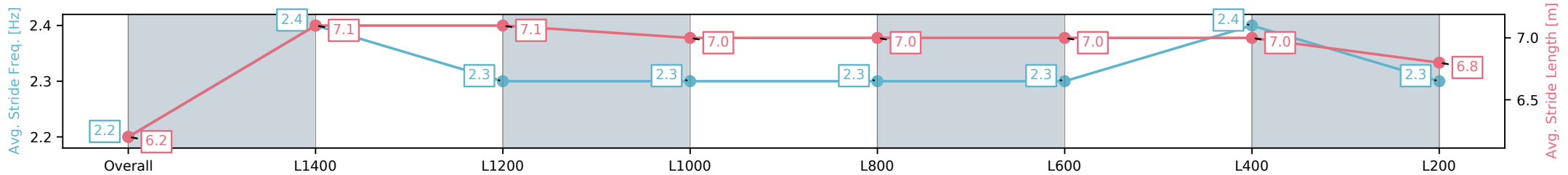
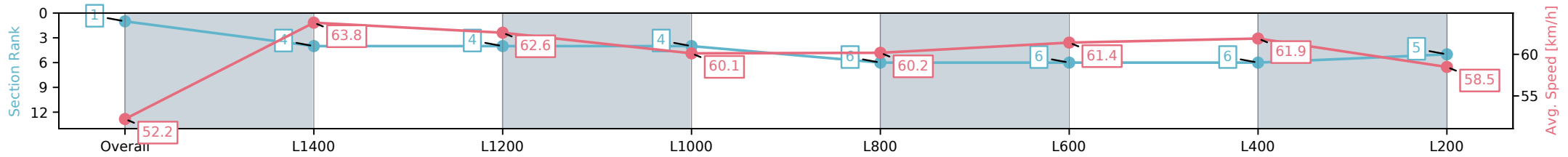
Race 2: Thomas Farms Maiden Plate - 1600m

01 January 2025 - 2:04PM

Track Rating: Good 4, Weather: Fine, Rail Position: 1200m Chute, +6m 1000m-W/Post, True Remainder



Section	Overall	L1400	L1200	L1000	L800	L600	L400	L200
Section Times	1:37.71 [1] (0:13.78)	1:23.93 [4] (0:11.30)	1:12.63 [4] (0:11.52)	1:01.11 [4] (0:12.34)	0:48.77 [6] (0:12.55)	0:36.22 [6] (0:12.30)	0:23.92 [6] (0:11.62)	0:12.30 [5] (0:12.30)
Average Speed [km/h]	52.2	63.8	62.6	60.1	60.2	61.4	61.9	58.5
Top Speed [km/h]	62.8	64.8	63.9	62.1	61.1	62.4	62.5	61.4
Avg. Dist. to Rail [m]	4.5	1.7	1.5	6.0	9.6	10.6	15.4	18.2
Avg. Stride Freq. [Hz]	2.2	2.4	2.3	2.3	2.3	2.3	2.4	2.3
Avg. Stride Length [m]	6.2	7.1	7.1	7.0	7.0	7.0	7.0	6.8



- [] Ranking at each section and finish
- :-:- No data available at this section
- NA No data available

Horse/Jockey Name	ANNANDA/Kayla Crowther
Finish Rank	2
Fastest Section Time (Section)	0:11.11 (L1400)
Top Speed [km/h] (Section)	65.6 (Overall)
Race State	Finished



Thomas Farms RC Murray Bridge SA - Professional

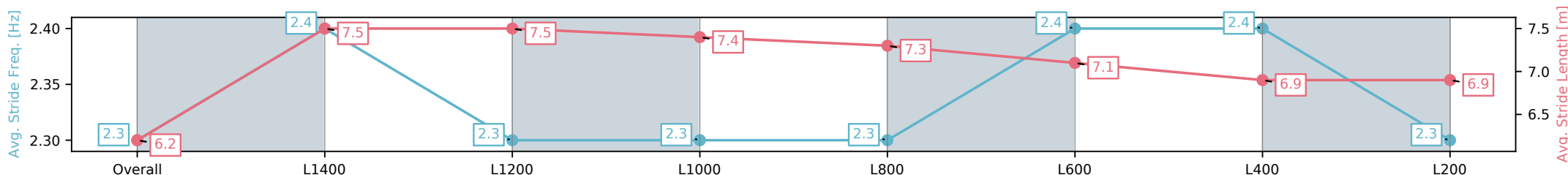
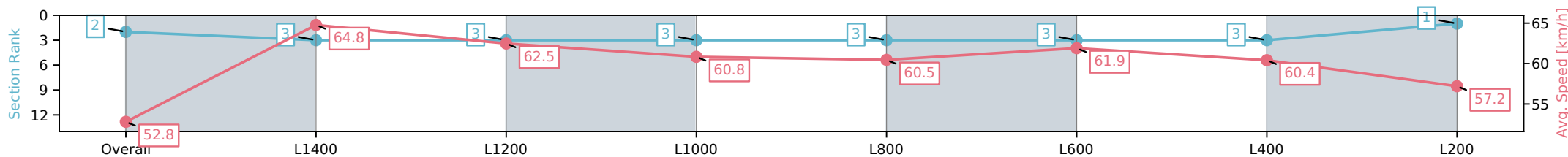
Race 2: Thomas Farms Maiden Plate - 1600m

01 January 2025 - 2:04PM

Track Rating: Good 4, Weather: Fine, Rail Position: 1200m Chute, +6m 1000m-W/Post, True Remainder



Section	Overall	L1400	L1200	L1000	L800	L600	L400	L200
Section Times	1:37.78 [2] (0:13.64)	1:24.14 [3] (0:11.11)	1:13.03 [3] (0:11.55)	1:01.48 [3] (0:12.23)	0:49.25 [3] (0:12.52)	0:36.73 [3] (0:12.22)	0:24.51 [3] (0:11.92)	0:12.59 [1] (0:12.59)
Average Speed [km/h]	52.8	64.8	62.5	60.8	60.5	61.9	60.4	57.2
Top Speed [km/h]	65.1	65.6	64.1	62.1	61.5	63.1	62.0	59.4
Avg. Dist. to Rail [m]	2.9	1.4	1.3	6.3	10.0	10.9	11.9	11.6
Avg. Stride Freq. [Hz]	2.3	2.4	2.3	2.3	2.3	2.4	2.4	2.3
Avg. Stride Length [m]	6.2	7.5	7.5	7.4	7.3	7.1	6.9	6.9



[] Ranking at each section and finish
 -:-:- No data available at this section
 NA No data available

Horse/Jockey Name	I RUN ON AIR/Rochelle Milnes
Finish Rank	3
Fastest Section Time (Section)	0:11.17 (L1400)
Top Speed [km/h] (Section)	65.2 (Overall)
Race State	Finished



Thomas Farms RC Murray Bridge SA - Professional

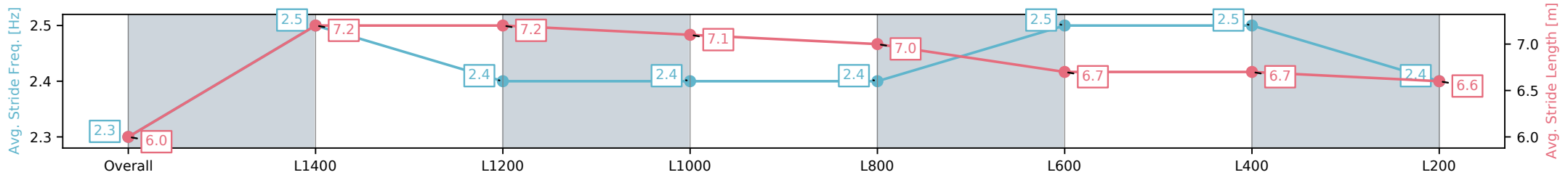
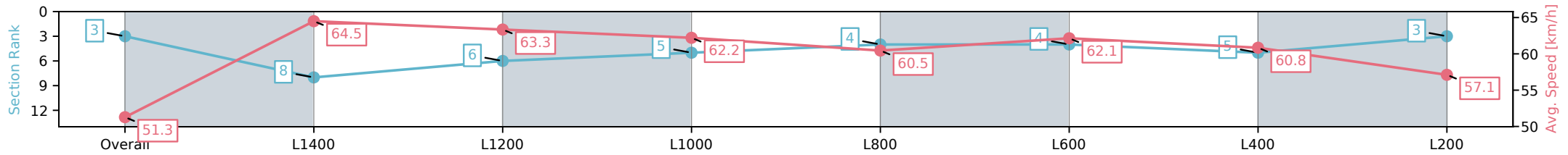
Race 2: Thomas Farms Maiden Plate - 1600m

01 January 2025 - 2:04PM

Track Rating: Good 4, Weather: Fine, Rail Position: 1200m Chute, +6m 1000m-W/Post, True Remainder



Section	Overall	L1400	L1200	L1000	L800	L600	L400	L200
Section Times	1:37.92 [3] (0:14.04)	1:23.88 [8] (0:11.17)	1:12.71 [6] (0:11.39)	1:01.32 [5] (0:12.10)	0:49.22 [4] (0:12.60)	0:36.62 [4] (0:12.17)	0:24.45 [5] (0:11.84)	0:12.61 [3] (0:12.61)
Average Speed [km/h]	51.3	64.5	63.3	62.2	60.5	62.1	60.8	57.1
Top Speed [km/h]	64.7	65.2	64.5	64.3	62.6	64.8	62.6	59.6
Avg. Dist. to Rail [m]	6.1	3.4	2.7	8.4	11.7	11.1	13.8	14.4
Avg. Stride Freq. [Hz]	2.3	2.5	2.4	2.4	2.4	2.5	2.5	2.4
Avg. Stride Length [m]	6.0	7.2	7.2	7.1	7.0	6.7	6.7	6.6



- [] Ranking at each section and finish
- :-:- No data available at this section
- NA No data available

Horse/Jockey Name	ZOUNORMOUS/Jason Holder
Finish Rank	4
Fastest Section Time (Section)	0:11.17 (L1400)
Top Speed [km/h] (Section)	65.6 (Overall)
Race State	Finished



Thomas Farms RC Murray Bridge SA - Professional

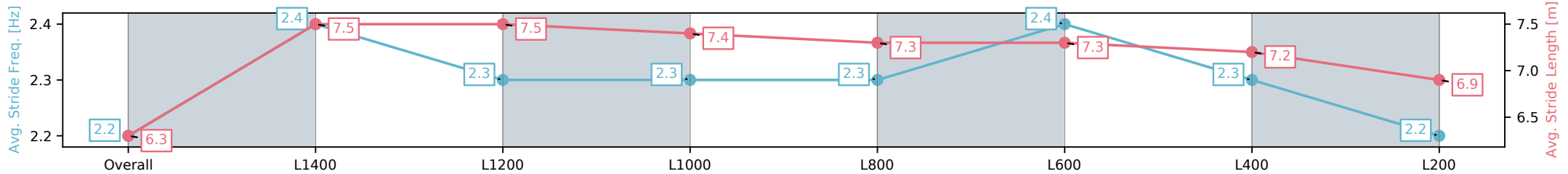
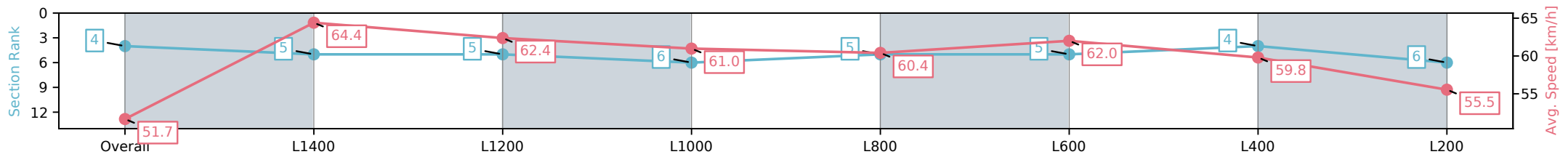
Race 2: Thomas Farms Maiden Plate - 1600m

01 January 2025 - 2:04PM

Track Rating: Good 4, Weather: Fine, Rail Position: 1200m Chute, +6m 1000m-W/Post, True Remainder



Section	Overall	L1400	L1200	L1000	L800	L600	L400	L200
Section Times	1:38.45 [4] (0:13.96)	1:24.49 [5] (0:11.17)	1:13.32 [5] (0:11.55)	1:01.77 [6] (0:12.14)	0:49.63 [5] (0:12.51)	0:37.12 [5] (0:12.11)	0:25.01 [4] (0:12.04)	0:12.97 [6] (0:12.97)
Average Speed [km/h]	51.7	64.4	62.4	61.0	60.4	62.0	59.8	55.5
Top Speed [km/h]	63.4	65.6	64.0	62.3	62.5	62.6	61.6	58.7
Avg. Dist. to Rail [m]	1.4	0.3	0.4	5.3	9.9	9.2	11.8	12.0
Avg. Stride Freq. [Hz]	2.2	2.4	2.3	2.3	2.3	2.4	2.3	2.2
Avg. Stride Length [m]	6.3	7.5	7.5	7.4	7.3	7.3	7.2	6.9



- [] Ranking at each section and finish
- :-:- No data available at this section
- NA No data available

Horse/Jockey Name	GARCON RENARD/Dom Tourneur
Finish Rank	5
Fastest Section Time (Section)	0:11.56 (L1200)
Top Speed [km/h] (Section)	63.9 (L1400)
Race State	Finished



Thomas Farms RC Murray Bridge SA - Professional

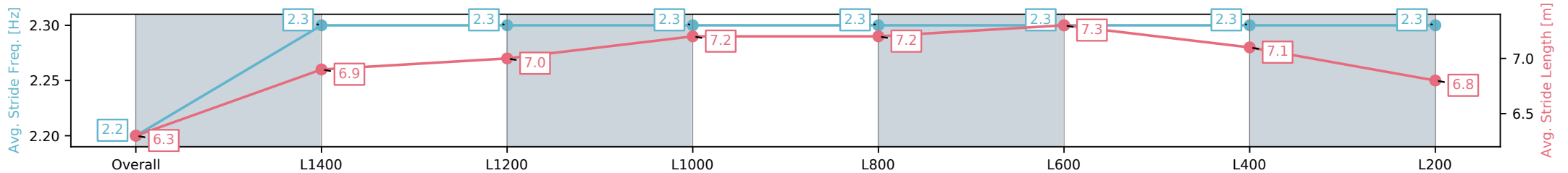
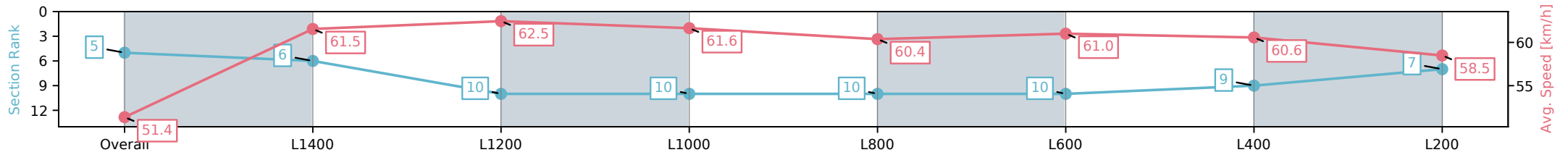
Race 2: Thomas Farms Maiden Plate - 1600m

01 January 2025 - 2:04PM

Track Rating: Good 4, Weather: Fine, Rail Position: 1200m Chute, +6m 1000m-W/Post, True Remainder



Section	Overall	L1400	L1200	L1000	L800	L600	L400	L200
Section Times	1:38.59 [5] (0:14.02)	1:24.57 [6] (0:11.73)	1:12.84 [10] (0:11.56)	1:01.28 [10] (0:12.12)	0:49.16 [10] (0:12.57)	0:36.58 [10] (0:12.38)	0:24.20 [9] (0:11.90)	0:12.30 [7] (0:12.30)
Average Speed [km/h]	51.4	61.5	62.5	61.6	60.4	61.0	60.6	58.5
Top Speed [km/h]	60.9	63.1	63.9	62.9	61.0	61.9	62.5	60.4
Avg. Dist. to Rail [m]	7.5	3.7	2.8	7.2	10.8	11.3	14.3	17.6
Avg. Stride Freq. [Hz]	2.2	2.3	2.3	2.3	2.3	2.3	2.3	2.3
Avg. Stride Length [m]	6.3	6.9	7.0	7.2	7.2	7.3	7.1	6.8



- [] Ranking at each section and finish
- :-:- No data available at this section
- NA No data available

Horse/Jockey Name	SWISSTA/Tala Hutchinson
Finish Rank	6
Fastest Section Time (Section)	0:10.91 (L1400)
Top Speed [km/h] (Section)	67.5 (Overall)
Race State	Finished



Thomas Farms RC Murray Bridge SA - Professional

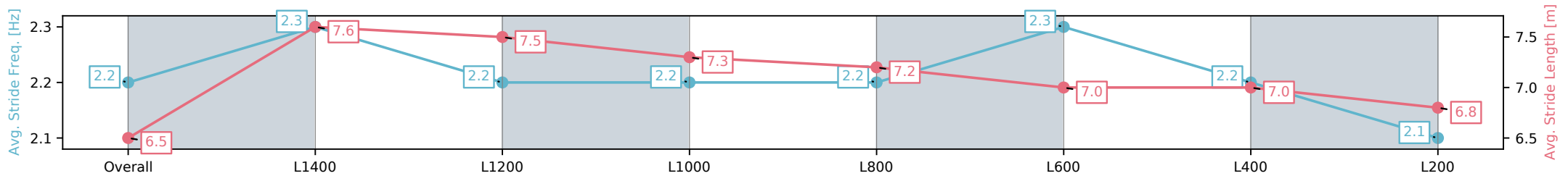
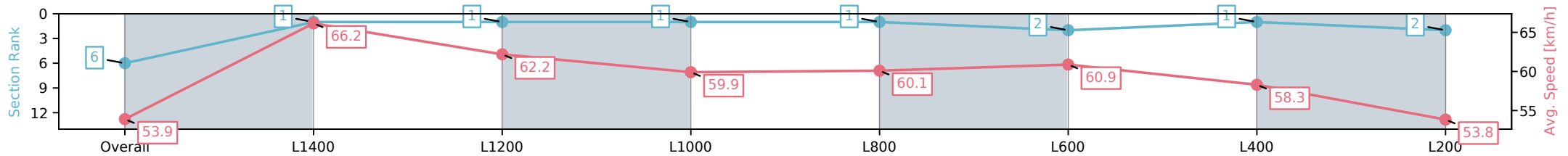
Race 2: Thomas Farms Maiden Plate - 1600m

01 January 2025 - 2:04PM

Track Rating: Good 4, Weather: Fine, Rail Position: 1200m Chute, +6m 1000m-W/Post, True Remainder



Section	Overall	L1400	L1200	L1000	L800	L600	L400	L200
Section Times	1:38.66 [6] (0:13.34)	1:25.32 [1] (0:10.91)	1:14.41 [1] (0:11.56)	1:02.84 [1] (0:12.38)	0:50.46 [1] (0:12.43)	0:38.03 [2] (0:12.30)	0:25.73 [1] (0:12.34)	0:13.39 [2] (0:13.39)
Average Speed [km/h]	53.9	66.2	62.2	59.9	60.1	60.9	58.3	53.8
Top Speed [km/h]	66.7	67.5	64.1	61.2	61.1	61.8	59.9	56.2
Avg. Dist. to Rail [m]	7.9	3.2	1.3	5.4	7.9	8.8	10.4	10.2
Avg. Stride Freq. [Hz]	2.2	2.3	2.2	2.2	2.2	2.3	2.2	2.1
Avg. Stride Length [m]	6.5	7.6	7.5	7.3	7.2	7.0	7.0	6.8



- [] Ranking at each section and finish
- :-:- No data available at this section
- NA No data available

Horse/Jockey Name	HOT STRUT/Jacob Opperman
Finish Rank	7
Fastest Section Time (Section)	0:11.06 (L1400)
Top Speed [km/h] (Section)	66.7 (Overall)
Race State	Finished



Thomas Farms RC Murray Bridge SA - Professional

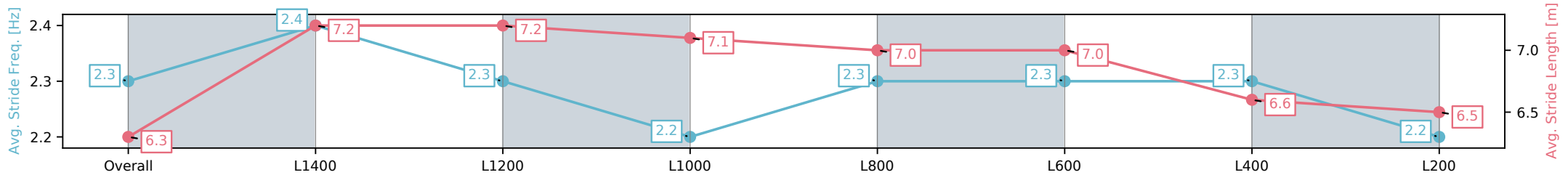
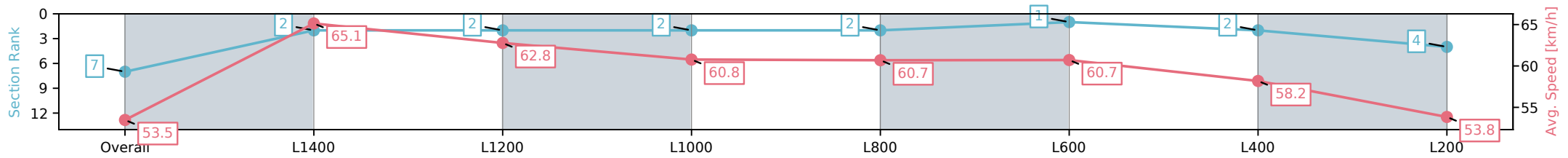
Race 2: Thomas Farms Maiden Plate - 1600m

01 January 2025 - 2:04PM

Track Rating: Good 4, Weather: Fine, Rail Position: 1200m Chute, +6m 1000m-W/Post, True Remainder



Section	Overall	L1400	L1200	L1000	L800	L600	L400	L200
Section Times	1:38.77 [7] (0:13.47)	1:25.30 [2] (0:11.06)	1:14.24 [2] (0:11.50)	1:02.74 [2] (0:12.18)	0:50.56 [2] (0:12.40)	0:38.16 [1] (0:12.43)	0:25.73 [2] (0:12.35)	0:13.38 [4] (0:13.38)
Average Speed [km/h]	53.5	65.1	62.8	60.8	60.7	60.7	58.2	53.8
Top Speed [km/h]	66.5	66.7	63.8	61.7	61.5	61.4	60.8	55.7
Avg. Dist. to Rail [m]	2.1	0.8	1.4	5.6	8.9	10.3	11.4	12.3
Avg. Stride Freq. [Hz]	2.3	2.4	2.3	2.2	2.3	2.3	2.3	2.2
Avg. Stride Length [m]	6.3	7.2	7.2	7.1	7.0	7.0	6.6	6.5



- [] Ranking at each section and finish
- :-:- No data available at this section
- NA No data available

Horse/Jockey Name	TOSEN ROYALE/Jessica Tzaferis
Finish Rank	8
Fastest Section Time (Section)	0:11.52 (L1400)
Top Speed [km/h] (Section)	64.5 (L1400)
Race State	Finished



Thomas Farms RC Murray Bridge SA - Professional

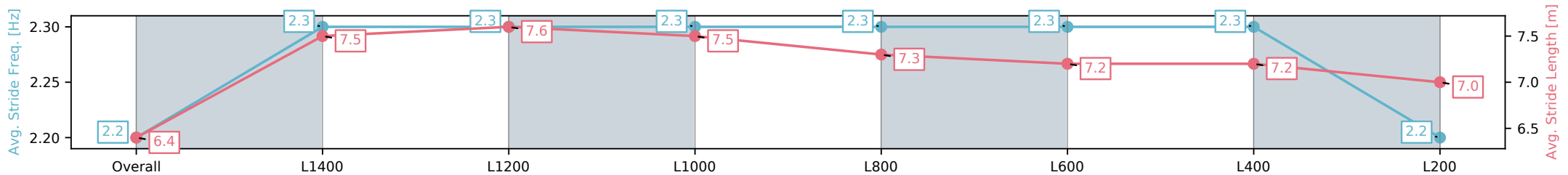
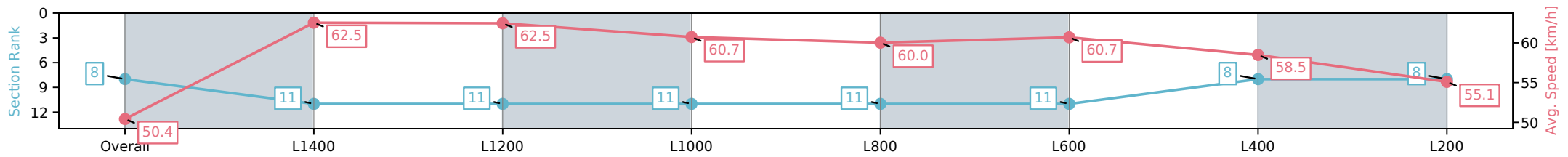
Race 2: Thomas Farms Maiden Plate - 1600m

01 January 2025 - 2:04PM

Track Rating: Good 4, Weather: Fine, Rail Position: 1200m Chute, +6m 1000m-W/Post, True Remainder



Section	Overall	L1400	L1200	L1000	L800	L600	L400	L200
Section Times	1:39.71 [8] (0:14.28)	1:25.42 [11] (0:11.52)	1:13.90 [11] (0:11.54)	1:02.36 [11] (0:12.20)	0:50.16 [11] (0:12.48)	0:37.68 [11] (0:12.32)	0:25.36 [8] (0:12.28)	0:13.07 [8] (0:13.07)
Average Speed [km/h]	50.4	62.5	62.5	60.7	60.0	60.7	58.5	55.1
Top Speed [km/h]	60.3	64.0	64.5	61.9	61.2	61.6	61.3	56.1
Avg. Dist. to Rail [m]	9.1	2.2	1.3	5.4	8.1	8.2	9.3	10.3
Avg. Stride Freq. [Hz]	2.2	2.3	2.3	2.3	2.3	2.3	2.3	2.2
Avg. Stride Length [m]	6.4	7.5	7.6	7.5	7.3	7.2	7.2	7.0



- [] Ranking at each section and finish
- :-:- No data available at this section
- NA No data available

Horse/Jockey Name	FIERY MOON/Justin Potter
Finish Rank	9
Fastest Section Time (Section)	0:11.26 (L1400)
Top Speed [km/h] (Section)	65.5 (L1400)
Race State	Finished



Thomas Farms RC Murray Bridge SA - Professional

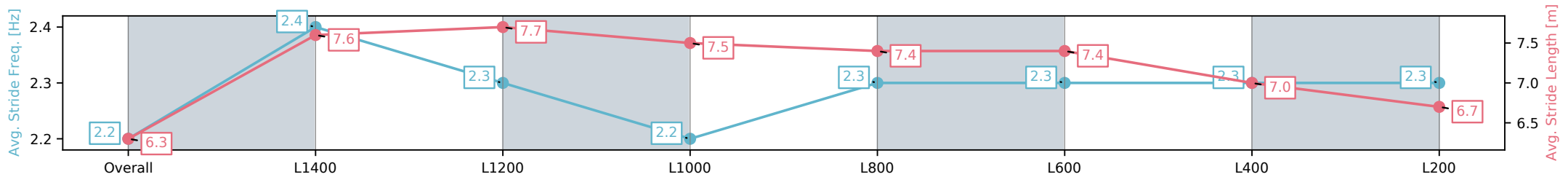
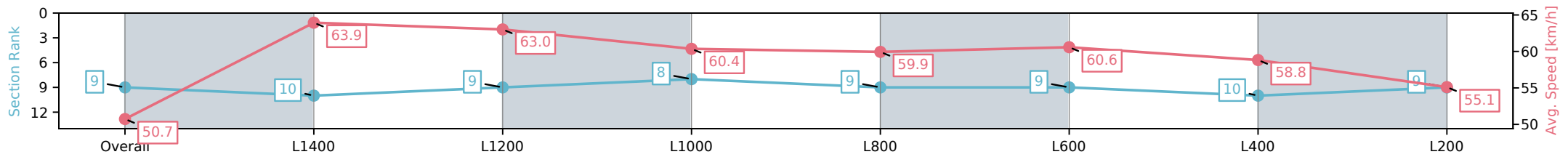
Race 2: Thomas Farms Maiden Plate - 1600m

01 January 2025 - 2:04PM

Track Rating: Good 4, Weather: Fine, Rail Position: 1200m Chute, +6m 1000m-W/Post, True Remainder



Section	Overall	L1400	L1200	L1000	L800	L600	L400	L200
Section Times	1:39.75 [9] (0:14.20)	1:25.55 [10] (0:11.26)	1:14.29 [9] (0:11.43)	1:02.86 [8] (0:12.36)	0:50.50 [9] (0:12.71)	0:37.79 [9] (0:12.48)	0:25.31 [10] (0:12.24)	0:13.07 [9] (0:13.07)
Average Speed [km/h]	50.7	63.9	63.0	60.4	59.9	60.6	58.8	55.1
Top Speed [km/h]	61.8	65.3	65.5	62.9	61.3	62.0	60.6	56.4
Avg. Dist. to Rail [m]	1.1	0.5	0.8	6.6	11.4	10.9	11.0	10.8
Avg. Stride Freq. [Hz]	2.2	2.4	2.3	2.2	2.3	2.3	2.3	2.3
Avg. Stride Length [m]	6.3	7.6	7.7	7.5	7.4	7.4	7.0	6.7



- [] Ranking at each section and finish
- :-:- No data available at this section
- NA No data available

Horse/Jockey Name	KOOL 'N' CLASSY/Sairyn Fawke
Finish Rank	10
Fastest Section Time (Section)	0:11.10 (L1400)
Top Speed [km/h] (Section)	66.4 (Overall)
Race State	Finished



Thomas Farms RC Murray Bridge SA - Professional

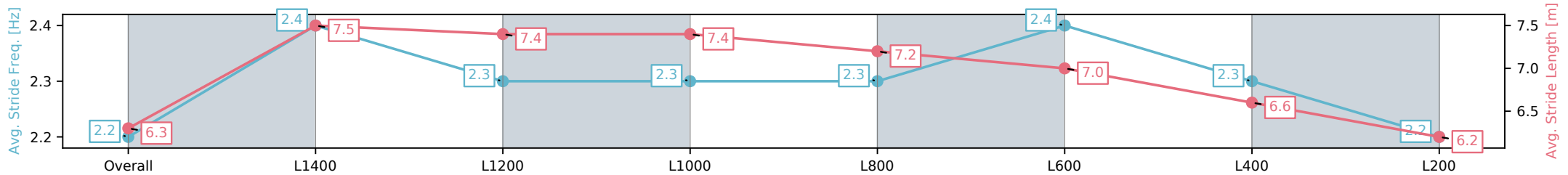
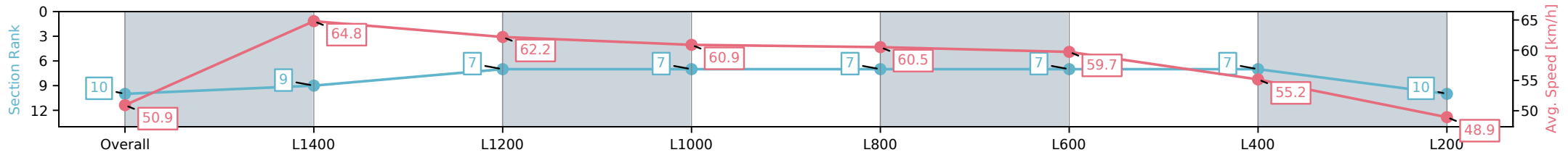
Race 2: Thomas Farms Maiden Plate - 1600m

01 January 2025 - 2:04PM

Track Rating: Good 4, Weather: Fine, Rail Position: 1200m Chute, +6m 1000m-W/Post, True Remainder



Section	Overall	L1400	L1200	L1000	L800	L600	L400	L200
Section Times	1:41.95 [10] (0:14.15)	1:27.80 [9] (0:11.10)	1:16.70 [7] (0:11.60)	1:05.10 [7] (0:12.22)	0:52.88 [7] (0:12.55)	0:40.33 [7] (0:12.56)	0:27.76 [7] (0:13.04)	0:14.72 [10] (0:14.72)
Average Speed [km/h]	50.9	64.8	62.2	60.9	60.5	59.7	55.2	48.9
Top Speed [km/h]	63.6	66.4	64.6	62.2	61.2	61.4	58.8	52.8
Avg. Dist. to Rail [m]	3.5	0.7	1.1	6.2	11.0	9.0	11.3	12.7
Avg. Stride Freq. [Hz]	2.2	2.4	2.3	2.3	2.3	2.4	2.3	2.2
Avg. Stride Length [m]	6.3	7.5	7.4	7.4	7.2	7.0	6.6	6.2



- [] Ranking at each section and finish
- :-:- No data available at this section
- NA No data available

Horse/Jockey Name	TOSEN STORM/Todd Pannell
Finish Rank	11
Fastest Section Time (Section)	0:11.42 (L1400)
Top Speed [km/h] (Section)	64.6 (Overall)
Race State	Finished



Thomas Farms RC Murray Bridge SA - Professional

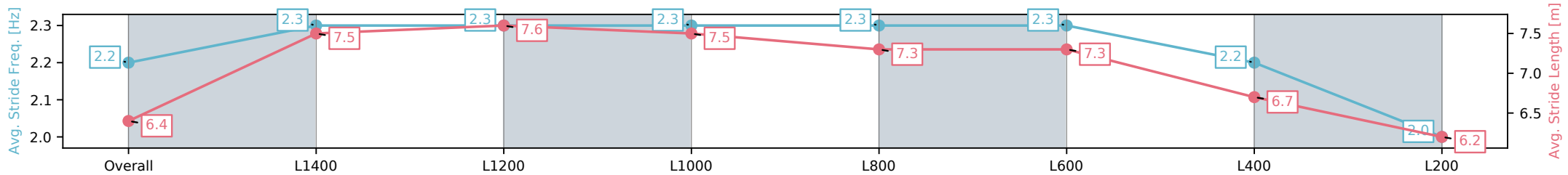
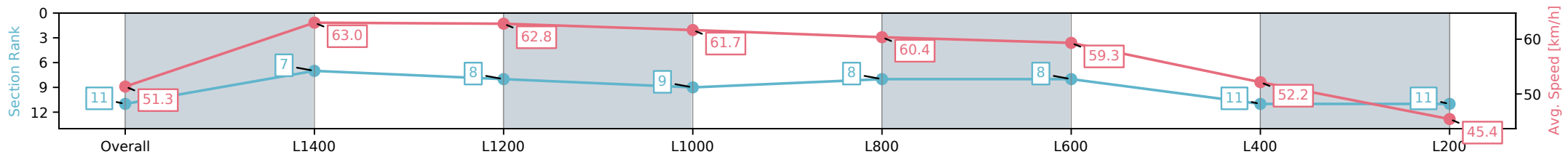
Race 2: Thomas Farms Maiden Plate - 1600m

01 January 2025 - 2:04PM

Track Rating: Good 4, Weather: Fine, Rail Position: 1200m Chute, +6m 1000m-W/Post, True Remainder



Section	Overall	L1400	L1200	L1000	L800	L600	L400	L200
Section Times	1:44.32 [11] (0:14.03)	1:30.29 [7] (0:11.42)	1:18.87 [8] (0:11.50)	1:07.37 [9] (0:12.22)	0:55.15 [8] (0:12.73)	0:42.42 [8] (0:12.74)	0:29.68 [11] (0:13.82)	0:15.86 [11] (0:15.86)
Average Speed [km/h]	51.3	63.0	62.8	61.7	60.4	59.3	52.2	45.4
Top Speed [km/h]	63.5	64.6	64.5	62.6	61.4	60.4	56.9	48.8
Avg. Dist. to Rail [m]	4.0	2.1	3.5	8.7	13.2	11.1	11.0	10.5
Avg. Stride Freq. [Hz]	2.2	2.3	2.3	2.3	2.3	2.3	2.2	2.0
Avg. Stride Length [m]	6.4	7.5	7.6	7.5	7.3	7.3	6.7	6.2



- [] Ranking at each section and finish
- :-:- No data available at this section
- NA No data available