



RACINGSA

Thomas Farms RC Murray Bridge SA
Race 1: Sportsbet Same Race Multi Maiden Plate - 900m
01 January 2025 - 1:28PM



Murray Bridge
Racing Club

Track Rating: Good 4, Weather: Fine, Rail Position: 1200m Chute, +6m 1000m-W/Post,
True Remainder

Section	Field Times	Overall	L800	L600	L400	L200
		0:52.75 (0:07.84)	0:44.91 (0:10.56)	0:34.34 (0:11.15)	0:23.20 (0:11.16)	0:12.04 (0:12.04)

Position	#	Horse/Jockey	Barrier	Top Speed [km/h]	Fastest Section	First 400m	Overall	L800	L600	L400	L200	Margin	Distance Travelled From Winner [m]
1	2	STREETCAR FURY Justin Potter	9	72.6	0:10.31	0:24.03	0:52.75 (0:08.31)	0:44.44 [10] (0:10.31)	0:34.13 [2] (0:11.00)	0:23.13 [2] (0:11.09)	0:12.04 [1] (0:12.04)	0:52.75	
2	4	GOLDE 'N' FIRE Isaac Sit	4	70.0	0:11.02	0:24.67	0:53.34 (0:08.08)	0:45.26 [5] (0:11.02)	0:34.24 [7] (0:11.18)	0:23.06 [8] (0:11.09)	0:11.97 [5] (0:11.97)	3.72L	+11
3	6	IDRACOWRA Alana Livesey	2	69.1	0:10.93	0:24.66	0:53.45 (0:08.17)	0:45.28 [7] (0:10.93)	0:34.35 [8] (0:11.14)	0:23.21 [7] (0:11.06)	0:12.15 [3] (0:12.15)	4.38L	+7
4	10	MISS SLIPSTREAM Caitlin Tootell	1	69.0	0:10.82	0:24.45	0:53.50 (0:08.09)	0:45.41 [6] (0:10.82)	0:34.59 [5] (0:11.13)	0:23.46 [5] (0:11.52)	0:11.94 [8] (0:11.94)	4.69L	+7
5	5	HYDROSPHERE Sairyn Fawke	3	69.0	0:10.94	0:24.68	0:53.76 (0:08.00)	0:45.76 [4] (0:10.94)	0:34.82 [6] (0:11.30)	0:23.52 [6] (0:11.38)	0:12.14 [9] (0:12.14)	6.36L	+8
6	11	PARTY ON Tala Hutchinson	5	69.5	0:11.02	0:24.84	0:53.90 (0:08.17)	0:45.73 [8] (0:11.02)	0:34.71 [9] (0:11.16)	0:23.55 [9] (0:11.21)	0:12.34 [7] (0:12.34)	7.24L	+11
7	1	LUDO Todd Pannell	10	70.2	0:11.10	0:25.18	0:53.97 (0:08.42)	0:45.55 [11] (0:11.10)	0:34.45 [11] (0:11.20)	0:23.25 [11] (0:11.37)	0:11.88 [11] (0:11.88)	7.66L	+11
8	3	BLANC VISAGE Dom Tourneur	8	71.5	0:10.56	0:23.96	0:54.18 (0:07.84)	0:46.34 [1] (0:10.56)	0:35.78 [1] (0:11.15)	0:24.63 [1] (0:11.56)	0:13.07 [2] (0:13.07)	9.0L	+9
9	7	LOKELANI ROSE Emily Finnegan	6	69.2	0:11.00	0:24.84	0:54.35 (0:08.19)	0:46.16 [9] (0:11.00)	0:35.16 [10] (0:11.30)	0:23.86 [10] (0:11.52)	0:12.34 [10] (0:12.34)	10.02L	+13
10	8	PESTOUILLE Felicity Atkinson	7	70.0	0:10.83	0:24.40	0:54.59 (0:07.85)	0:46.74 [2] (0:10.83)	0:35.91 [3] (0:11.21)	0:24.70 [4] (0:11.45)	0:13.25 [4] (0:13.25)	11.58L	+8

- [] Position in running at each section and finish
- #: Saddle cloth number
- : No data available at this section
- DNF: Did not finish
- NA: No data available
- DNT: Did not track
- █ Background shading for fastest section



RACINGSA

Thomas Farms RC Murray Bridge SA

Race 1: Sportsbet Same Race Multi Maiden Plate - 900m

01 January 2025 - 1:28PM

Track Rating: Good 4, Weather: Fine, Rail Position: 1200m Chute, +6m 1000m-W/Post,
True Remainder



Murray Bridge
Racing Club

Section	Overall	L800	L600	L400	L200
Field Times	0:52.75 (0:07.84)	0:44.91 (0:10.56)	0:34.34 (0:11.15)	0:23.20 (0:11.16)	0:12.04 (0:12.04)

Position	#	Horse/Jockey	Barrier	Top Speed [km/h]	Fastest Section	First 400m	Overall	L800	L600	L400	L200	Margin	Distance Travelled From Winner [m]
11	9	FOUR LEGS	11	69.7	0:10.84	0:24.38	0:54.76	0:46.87 [3]	0:36.03 [4]	0:24.88 [3]	0:13.38 [6]	12.65L	+10
		Polly Brewster		1000-800	800-600		(0:07.89)	(0:10.84)	(0:11.15)	(0:11.50)	(0:13.38)		

- [] Position in running at each section and finish
- #: Saddle cloth number
- :--- No data available at this section
- DNF Did not finish
- NA No data available
- DNT Did not track
- █ Background shading for fastest section

Horse/Jockey Name	STREETCAR FURY/Justin Potter
Finish Rank	1
Fastest Section Time (Section)	0:10.31 (L800)
Top Speed [km/h] (Section)	72.6 (Overall)
Race State	Finished



Thomas Farms RC Murray Bridge SA - Professional

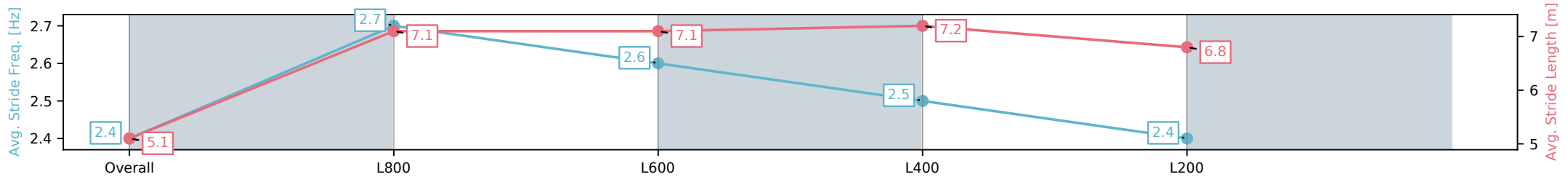
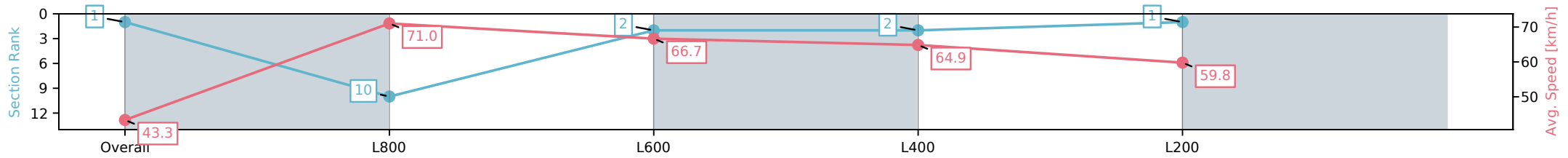
Race 1: Sportsbet Same Race Multi Maiden Plate - 900m

01 January 2025 - 1:28PM

Track Rating: Good 4, Weather: Fine, Rail Position: 1200m Chute, +6m 1000m-W/Post, True Remainder



Section	Overall	L800	L600	L400	L200
Section Times	0:52.75 [1] (0:08.31)	0:44.44 [10] (0:10.31)	0:34.13 [2] (0:11.00)	0:23.13 [2] (0:11.09)	0:12.04 [1] (0:12.04)
Average Speed [km/h]	43.3	71.0	66.7	64.9	59.8
Top Speed [km/h]	67.4	72.6	69.7	67.3	62.7
Avg. Dist. to Rail [m]	9.4	6.5	4.7	8.6	9.9
Avg. Stride Freq. [Hz]	2.4	2.7	2.6	2.5	2.4
Avg. Stride Length [m]	5.1	7.1	7.1	7.2	6.8



- [] Ranking at each section and finish
- :-:- No data available at this section
- NA No data available

Horse/Jockey Name	GOLDE 'N' FIRE/Isaac Sit
Finish Rank	2
Fastest Section Time (Section)	0:11.02 (L800)
Top Speed [km/h] (Section)	70.0 (Overall)
Race State	Finished



Thomas Farms RC Murray Bridge SA - Professional

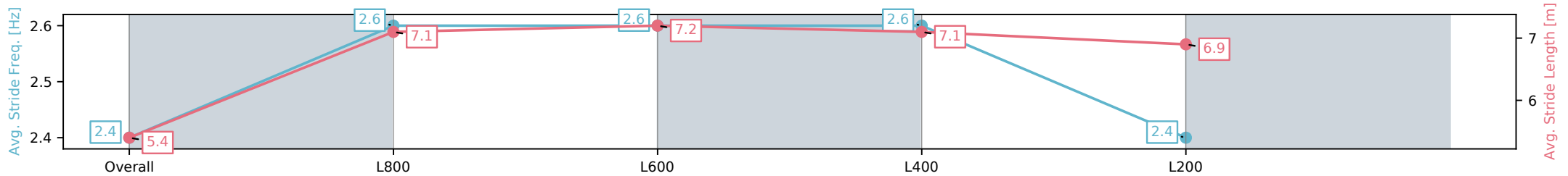
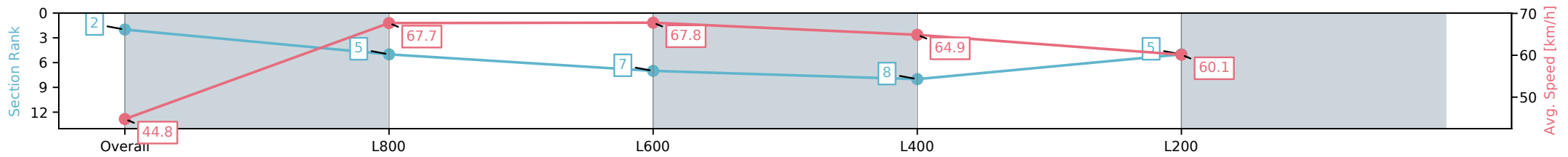
Race 1: Sportsbet Same Race Multi Maiden Plate - 900m

01 January 2025 - 1:28PM

Track Rating: Good 4, Weather: Fine, Rail Position: 1200m Chute, +6m 1000m-W/Post, True Remainder



Section	Overall	L800	L600	L400	L200
Section Times	0:53.34 [2] (0:08.08)	0:45.26 [5] (0:11.02)	0:34.24 [7] (0:11.18)	0:23.06 [8] (0:11.09)	0:11.97 [5] (0:11.97)
Average Speed [km/h]	44.8	67.7	67.8	64.9	60.1
Top Speed [km/h]	64.0	70.0	69.3	67.9	62.4
Avg. Dist. to Rail [m]	8.4	11.9	11.7	14.7	14.5
Avg. Stride Freq. [Hz]	2.4	2.6	2.6	2.6	2.4
Avg. Stride Length [m]	5.4	7.1	7.2	7.1	6.9



- [] Ranking at each section and finish
- :-:- No data available at this section
- NA No data available

Horse/Jockey Name	IDRACOWRA/Alana Livesey
Finish Rank	3
Fastest Section Time (Section)	0:10.93 (L800)
Top Speed [km/h] (Section)	69.1 (Overall)
Race State	Finished



Thomas Farms RC Murray Bridge SA - Professional

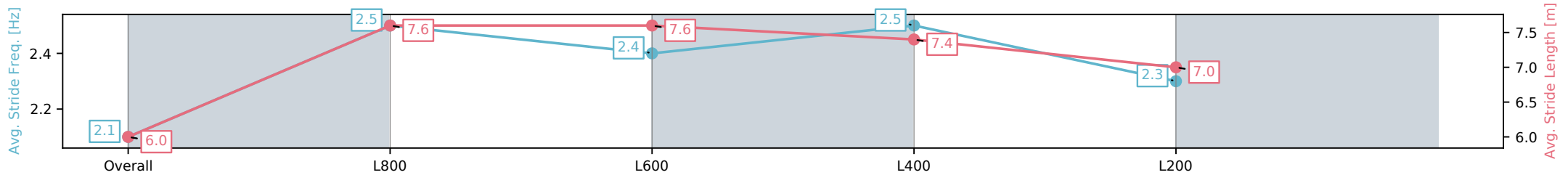
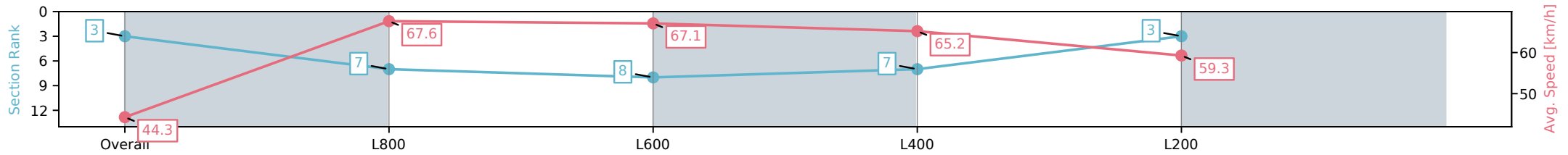
Race 1: Sportsbet Same Race Multi Maiden Plate - 900m

01 January 2025 - 1:28PM

Track Rating: Good 4, Weather: Fine, Rail Position: 1200m Chute, +6m 1000m-W/Post, True Remainder



Section	Overall	L800	L600	L400	L200
Section Times	0:53.45 [3] (0:08.17)	0:45.28 [7] (0:10.93)	0:34.35 [8] (0:11.14)	0:23.21 [7] (0:11.06)	0:12.15 [3] (0:12.15)
Average Speed [km/h]	44.3	67.6	67.1	65.2	59.3
Top Speed [km/h]	63.0	69.1	68.7	67.3	62.4
Avg. Dist. to Rail [m]	5.8	9.0	8.6	12.6	13.1
Avg. Stride Freq. [Hz]	2.1	2.5	2.4	2.5	2.3
Avg. Stride Length [m]	6.0	7.6	7.6	7.4	7.0



- [] Ranking at each section and finish
- :-:- No data available at this section
- NA No data available

Horse/Jockey Name	MISS SLIPSTREAM/Caitlin Tootell
Finish Rank	4
Fastest Section Time (Section)	0:10.82 (L800)
Top Speed [km/h] (Section)	69.0 (Overall)
Race State	Finished



Thomas Farms RC Murray Bridge SA - Professional

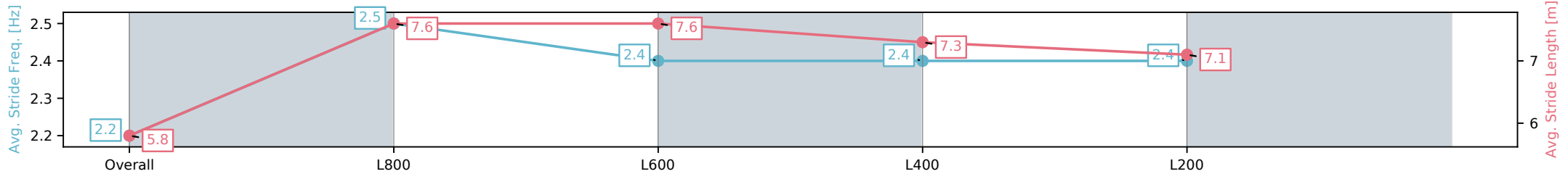
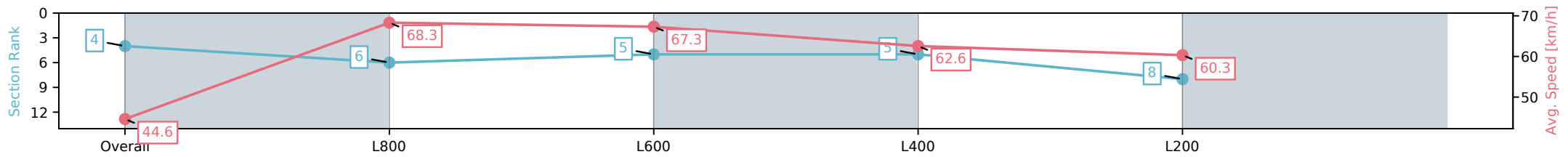
Race 1: Sportsbet Same Race Multi Maiden Plate - 900m

01 January 2025 - 1:28PM

Track Rating: Good 4, Weather: Fine, Rail Position: 1200m Chute, +6m 1000m-W/Post, True Remainder



Section	Overall	L800	L600	L400	L200
Section Times	0:53.50 [4] (0:08.09)	0:45.41 [6] (0:10.82)	0:34.59 [5] (0:11.13)	0:23.46 [5] (0:11.52)	0:11.94 [8] (0:11.94)
Average Speed [km/h]	44.6	68.3	67.3	62.6	60.3
Top Speed [km/h]	66.1	69.0	68.8	65.3	62.1
Avg. Dist. to Rail [m]	3.3	8.0	9.4	11.9	12.2
Avg. Stride Freq. [Hz]	2.2	2.5	2.4	2.4	2.4
Avg. Stride Length [m]	5.8	7.6	7.6	7.3	7.1



- [] Ranking at each section and finish
- :-:- No data available at this section
- NA No data available

Horse/Jockey Name	HYDROSPHERE/Sairyn Fawke
Finish Rank	5
Fastest Section Time (Section)	0:10.94 (L800)
Top Speed [km/h] (Section)	69.0 (Overall)
Race State	Finished



Thomas Farms RC Murray Bridge SA - Professional

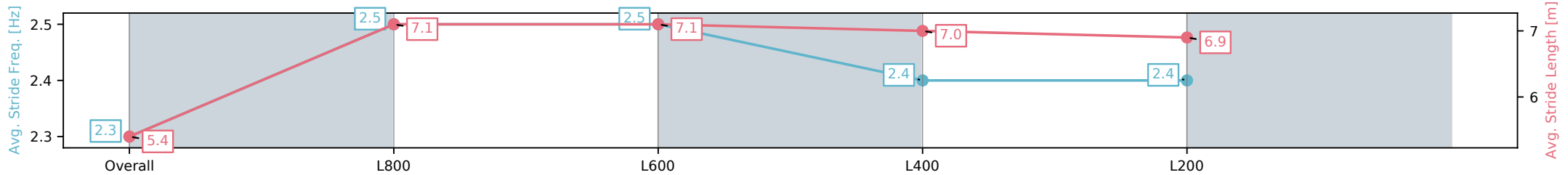
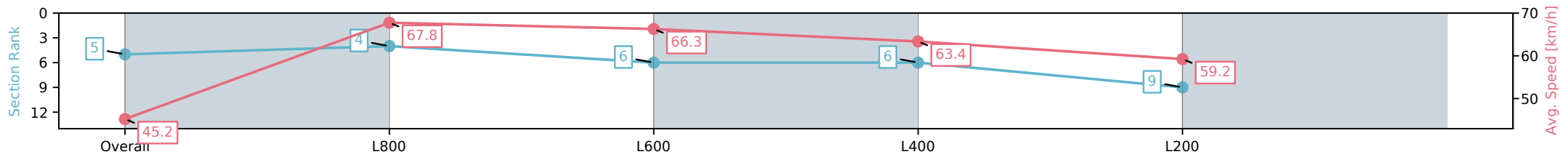
Race 1: Sportsbet Same Race Multi Maiden Plate - 900m

01 January 2025 - 1:28PM

Track Rating: Good 4, Weather: Fine, Rail Position: 1200m Chute, +6m 1000m-W/Post, True Remainder



Section	Overall	L800	L600	L400	L200
Section Times	0:53.76 [5] (0:08.00)	0:45.76 [4] (0:10.94)	0:34.82 [6] (0:11.30)	0:23.52 [6] (0:11.38)	0:12.14 [9] (0:12.14)
Average Speed [km/h]	45.2	67.8	66.3	63.4	59.2
Top Speed [km/h]	63.8	69.0	67.7	65.6	61.8
Avg. Dist. to Rail [m]	6.2	9.0	9.5	13.8	16.8
Avg. Stride Freq. [Hz]	2.3	2.5	2.5	2.4	2.4
Avg. Stride Length [m]	5.4	7.1	7.1	7.0	6.9



- [] Ranking at each section and finish
- :-:- No data available at this section
- NA No data available

Horse/Jockey Name	PARTY ON/Tala Hutchinson
Finish Rank	6
Fastest Section Time (Section)	0:11.02 (L800)
Top Speed [km/h] (Section)	69.5 (Overall)
Race State	Finished



Thomas Farms RC Murray Bridge SA - Professional

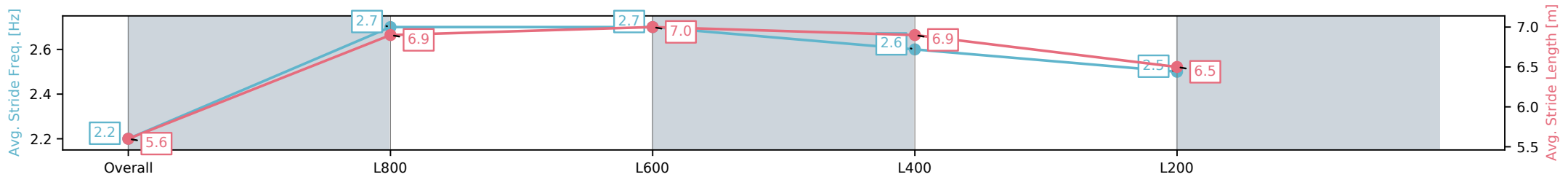
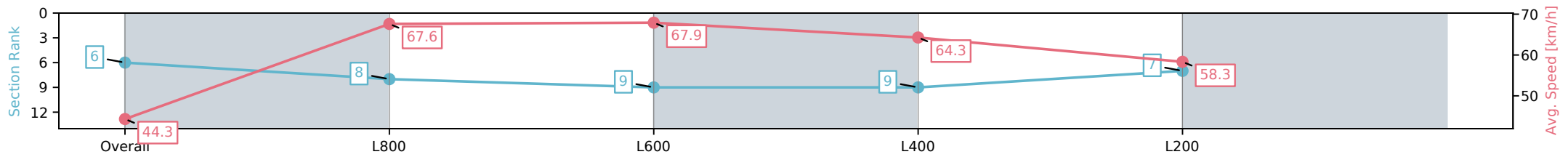
Race 1: Sportsbet Same Race Multi Maiden Plate - 900m

01 January 2025 - 1:28PM

Track Rating: Good 4, Weather: Fine, Rail Position: 1200m Chute, +6m 1000m-W/Post, True Remainder



Section	Overall	L800	L600	L400	L200
Section Times	0:53.90 [6] (0:08.17)	0:45.73 [8] (0:11.02)	0:34.71 [9] (0:11.16)	0:23.55 [9] (0:11.21)	0:12.34 [7] (0:12.34)
Average Speed [km/h]	44.3	67.6	67.9	64.3	58.3
Top Speed [km/h]	63.3	69.5	68.8	66.9	60.3
Avg. Dist. to Rail [m]	8.9	11.6	11.8	14.6	15.8
Avg. Stride Freq. [Hz]	2.2	2.7	2.7	2.6	2.5
Avg. Stride Length [m]	5.6	6.9	7.0	6.9	6.5



- [] Ranking at each section and finish
- :-:- No data available at this section
- NA No data available

Horse/Jockey Name	LUDO/Todd Pannell
Finish Rank	7
Fastest Section Time (Section)	0:11.10 (L800)
Top Speed [km/h] (Section)	70.2 (Overall)
Race State	Finished



Thomas Farms RC Murray Bridge SA - Professional

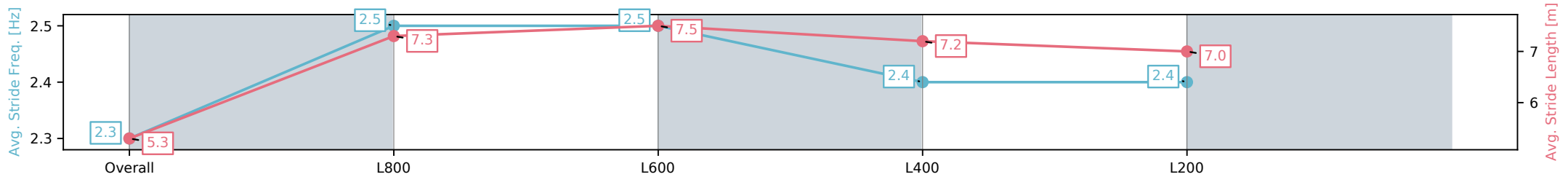
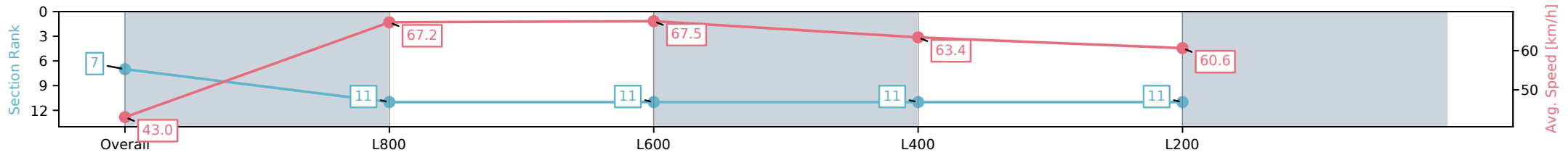
Race 1: Sportsbet Same Race Multi Maiden Plate - 900m

01 January 2025 - 1:28PM

Track Rating: Good 4, Weather: Fine, Rail Position: 1200m Chute, +6m 1000m-W/Post, True Remainder



Section	Overall	L800	L600	L400	L200
Section Times	0:53.97 [7] (0:08.42)	0:45.55 [11] (0:11.10)	0:34.45 [11] (0:11.20)	0:23.25 [11] (0:11.37)	0:11.88 [11] (0:11.88)
Average Speed [km/h]	43.0	67.2	67.5	63.4	60.6
Top Speed [km/h]	61.7	70.2	69.1	66.1	62.3
Avg. Dist. to Rail [m]	11.9	12.6	11.4	13.3	13.1
Avg. Stride Freq. [Hz]	2.3	2.5	2.5	2.4	2.4
Avg. Stride Length [m]	5.3	7.3	7.5	7.2	7.0



- [] Ranking at each section and finish
- :-:- No data available at this section
- NA No data available

Horse/Jockey Name	BLANC VISAGE/Dom Tourneur
Finish Rank	8
Fastest Section Time (Section)	0:10.56 (L800)
Top Speed [km/h] (Section)	71.5 (Overall)
Race State	Finished



Thomas Farms RC Murray Bridge SA - Professional

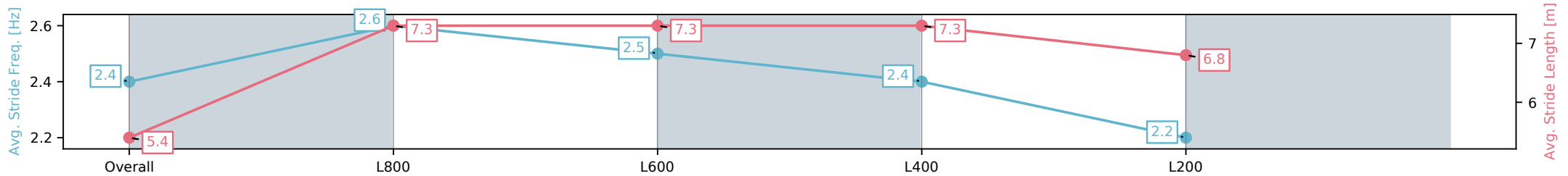
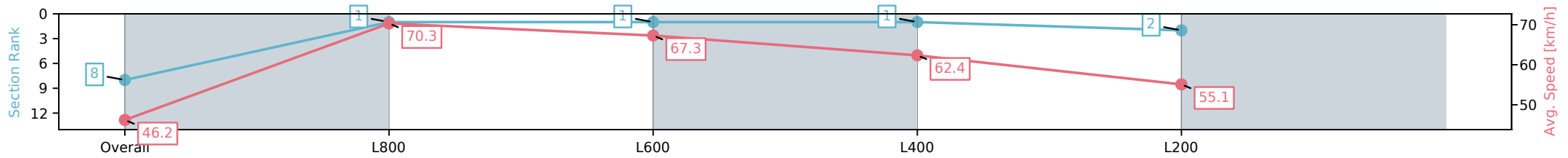
Race 1: Sportsbet Same Race Multi Maiden Plate - 900m

01 January 2025 - 1:28PM

Track Rating: Good 4, Weather: Fine, Rail Position: 1200m Chute, +6m 1000m-W/Post, True Remainder



Section	Overall	L800	L600	L400	L200
Section Times	0:54.18 [8] (0:07.84)	0:46.34 [1] (0:10.56)	0:35.78 [1] (0:11.15)	0:24.63 [1] (0:11.56)	0:13.07 [2] (0:13.07)
Average Speed [km/h]	46.2	70.3	67.3	62.4	55.1
Top Speed [km/h]	67.2	71.5	69.4	65.2	58.9
Avg. Dist. to Rail [m]	11.3	11.3	9.4	10.1	10.0
Avg. Stride Freq. [Hz]	2.4	2.6	2.5	2.4	2.2
Avg. Stride Length [m]	5.4	7.3	7.3	7.3	6.8



- [] Ranking at each section and finish
- :-:- No data available at this section
- NA No data available

Horse/Jockey Name	LOKELANI ROSE/Emily Finnegan
Finish Rank	9
Fastest Section Time (Section)	0:11.00 (L800)
Top Speed [km/h] (Section)	69.2 (Overall)
Race State	Finished



Thomas Farms RC Murray Bridge SA - Professional

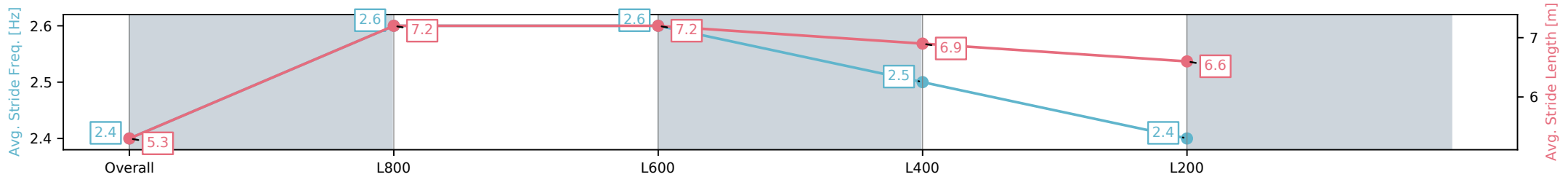
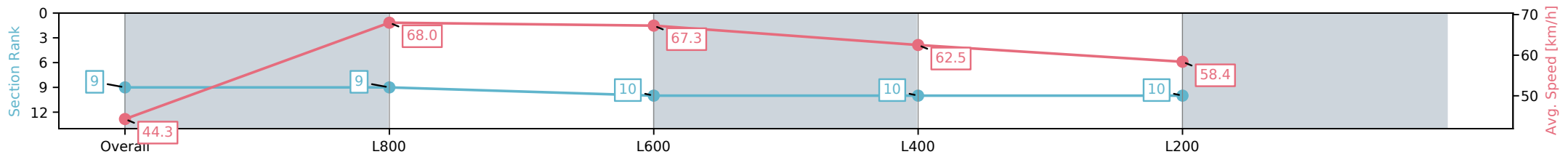
Race 1: Sportsbet Same Race Multi Maiden Plate - 900m

01 January 2025 - 1:28PM

Track Rating: Good 4, Weather: Fine, Rail Position: 1200m Chute, +6m 1000m-W/Post, True Remainder



Section	Overall	L800	L600	L400	L200
Section Times	0:54.35 [9] (0:08.19)	0:46.16 [9] (0:11.00)	0:35.16 [10] (0:11.30)	0:23.86 [10] (0:11.52)	0:12.34 [10] (0:12.34)
Average Speed [km/h]	44.3	68.0	67.3	62.5	58.4
Top Speed [km/h]	64.8	69.2	69.1	66.4	60.5
Avg. Dist. to Rail [m]	9.7	13.3	12.2	13.9	15.9
Avg. Stride Freq. [Hz]	2.4	2.6	2.6	2.5	2.4
Avg. Stride Length [m]	5.3	7.2	7.2	6.9	6.6



- [] Ranking at each section and finish
- :-:- No data available at this section
- NA No data available

Horse/Jockey Name	PESTOUILLE/Felicity Atkinson
Finish Rank	10
Fastest Section Time (Section)	0:10.83 (L800)
Top Speed [km/h] (Section)	70.0 (Overall)
Race State	Finished



Thomas Farms RC Murray Bridge SA - Professional

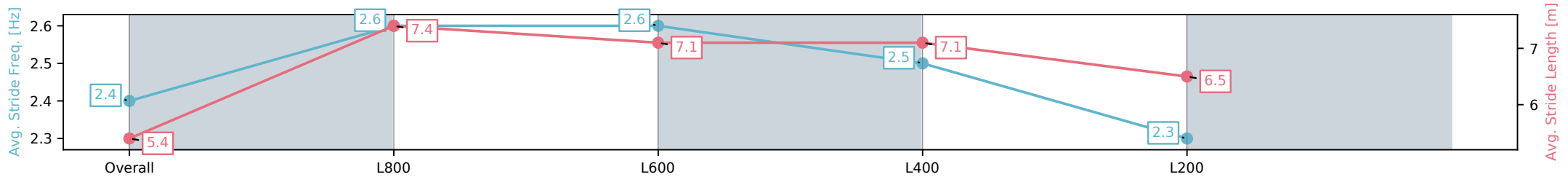
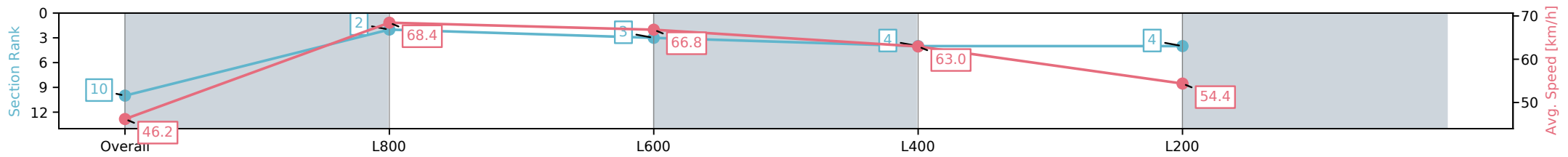
Race 1: Sportsbet Same Race Multi Maiden Plate - 900m

01 January 2025 - 1:28PM

Track Rating: Good 4, Weather: Fine, Rail Position: 1200m Chute, +6m 1000m-W/Post, True Remainder



Section	Overall	L800	L600	L400	L200
Section Times	0:54.59 [10] (0:07.85)	0:46.74 [2] (0:10.83)	0:35.91 [3] (0:11.21)	0:24.70 [4] (0:11.45)	0:13.25 [4] (0:13.25)
Average Speed [km/h]	46.2	68.4	66.8	63.0	54.4
Top Speed [km/h]	64.3	70.0	69.1	65.6	59.7
Avg. Dist. to Rail [m]	9.9	10.8	8.7	10.0	10.8
Avg. Stride Freq. [Hz]	2.4	2.6	2.6	2.5	2.3
Avg. Stride Length [m]	5.4	7.4	7.1	7.1	6.5



- [] Ranking at each section and finish
- :-:- No data available at this section
- NA No data available

Horse/Jockey Name	FOUR LEGS/Polly Brewster
Finish Rank	11
Fastest Section Time (Section)	0:10.84 (L800)
Top Speed [km/h] (Section)	69.7 (Overall)
Race State	Finished



Thomas Farms RC Murray Bridge SA - Professional

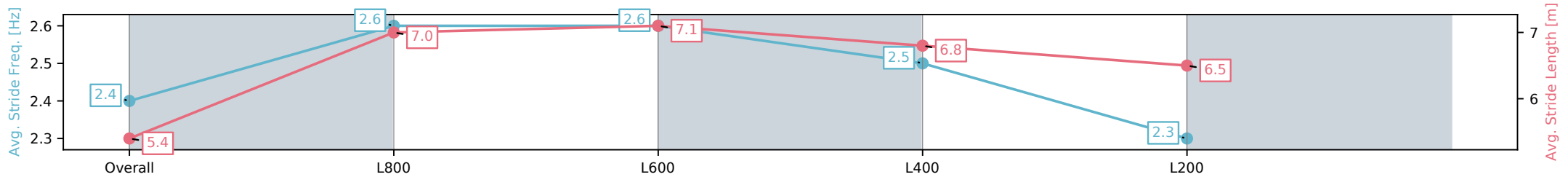
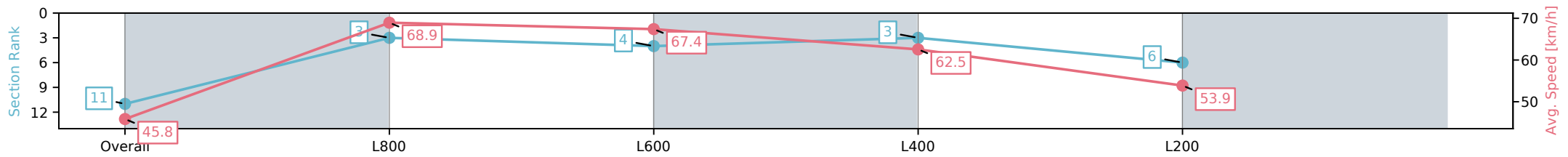
Race 1: Sportsbet Same Race Multi Maiden Plate - 900m

01 January 2025 - 1:28PM

Track Rating: Good 4, Weather: Fine, Rail Position: 1200m Chute, +6m 1000m-W/Post, True Remainder



Section	Overall	L800	L600	L400	L200
Section Times	0:54.76 [11] (0:07.89)	0:46.87 [3] (0:10.84)	0:36.03 [4] (0:11.15)	0:24.88 [3] (0:11.50)	0:13.38 [6] (0:13.38)
Average Speed [km/h]	45.8	68.9	67.4	62.5	53.9
Top Speed [km/h]	66.0	69.7	68.6	65.8	58.5
Avg. Dist. to Rail [m]	14.4	13.7	9.6	11.6	11.8
Avg. Stride Freq. [Hz]	2.4	2.6	2.6	2.5	2.3
Avg. Stride Length [m]	5.4	7.0	7.1	6.8	6.5



- [] Ranking at each section and finish
- :-:- No data available at this section
- NA No data available