



RACINGSA

Thomas Farms RC Murray Bridge SA

Race 9: Vale Brenton Lewis OAM Handicap - 1400m

21 December 2024 - 5:30PM



Murray Bridge
Racing Club

Track Rating: Good 4, Weather: Fine, Rail Position: +3m 1200m Chute, True Remainder

Section Field Times							Overall	L1200	L1000	L800	L600	L400		
							1:23.60 (0:13.39)	1:10.21 (0:10.63)	0:59.57 (0:11.82)	0:47.75 (0:12.26)	0:35.49 (0:11.78)	0:23.71 (0:11.73)		
Position	#	Horse/Jockey	Barrier	Top Speed [km/h]	Fastest Section	First 400m								Distance Travelled From Winner [m]
1	10	RUNAWAY STATEMENT Lachlan Neindorf	15	66.5 1400-1200	0:10.94 1200-1000	0:24.70	1:23.60 (0:13.76)	1:09.84 [7] (0:10.94)	0:58.90 [8] (0:11.65)	0:47.25 [8] (0:12.10)	0:35.15 [7] (0:11.91)	0:23.24 [6] (0:11.33)		
2	4	HIGH ON SUGAR Margaret Collett	11	70.9 1400-1200	0:10.56 1200-1000	0:24.02	1:23.84 (0:13.46)	1:10.38 [3] (0:10.56)	0:59.82 [1] (0:11.82)	0:48.00 [1] (0:12.26)	0:35.74 [1] (0:11.78)	0:23.96 [1] (0:11.73)		-7
3	1	ANDREW'S MEMORY Alana Livesey	6	67.4 1400-1200	0:11.01 1200-1000	0:24.86	1:23.99 (0:13.85)	1:10.14 [8] (0:11.01)	0:59.13 [9] (0:11.60)	0:47.53 [9] (0:12.17)	0:35.36 [10] (0:12.02)	0:23.34 [11] (0:11.48)		-5
4	12	SUGGESTIVE MISS Taylor Johnstone	7	66.0 1400-1200	0:11.06 1200-1000	0:24.99	1:24.07 (0:13.93)	1:10.14 [9] (0:11.06)	0:59.08 [11] (0:11.63)	0:47.45 [11] (0:12.19)	0:35.26 [12] (0:11.87)	0:23.39 [12] (0:11.55)		-3
5	2	ARTFUL TAWNY Justin Potter	5	67.7 1400-1200	0:10.85 1200-1000	0:24.52	1:24.40 (0:13.67)	1:10.73 [6] (0:10.85)	0:59.88 [6] (0:11.69)	0:48.19 [5] (0:12.14)	0:36.05 [3] (0:11.99)	0:24.06 [5] (0:11.68)		+0
6	5	SAKASU Todd Pannell	8	67.2 1200-1000	0:10.98 1200-1000	0:25.36	1:24.54 (0:14.38)	1:10.16 [14] (0:10.98)	0:59.18 [14] (0:11.42)	0:47.76 [14] (0:12.16)	0:35.60 [14] (0:11.89)	0:23.71 [14] (0:11.53)		-3
7	13	ABSOLUTE STUNNER Ben Price	9	66.8 1400-1200	0:10.99 1200-1000	0:24.98	1:24.61 (0:13.99)	1:10.62 [11] (0:10.99)	0:59.63 [10] (0:11.65)	0:47.98 [12] (0:12.06)	0:35.92 [11] (0:11.88)	0:24.04 [10] (0:11.61)		+7
8	19	MIDNIGHT RUSH Stacey Metcalfe	3	69.4 1400-1200	0:10.76 1200-1000	0:24.15	1:24.65 (0:13.39)	1:11.26 [2] (0:10.76)	1:00.50 [2] (0:11.94)	0:48.56 [3] (0:12.28)	0:36.28 [5] (0:11.92)	0:24.36 [4] (0:11.85)		-6
9	14	HATEECH Rochelle Milnes	4	68.1 1400-1200	0:10.78 1200-1000	0:24.17	1:24.67 (0:13.39)	1:11.28 [1] (0:10.78)	1:00.50 [3] (0:11.73)	0:48.77 [2] (0:12.25)	0:36.52 [2] (0:12.04)	0:24.48 [2] (0:11.98)		-3
10	9	INAUGURAL Jessica Tzaferis	14	68.9 1400-1200	0:10.66 1200-1000	0:24.63	1:24.74 (0:13.97)	1:10.77 [10] (0:10.66)	1:00.11 [7] (0:11.63)	0:48.48 [6] (0:12.23)	0:36.25 [8] (0:12.03)	0:24.22 [7] (0:11.76)		+1

Scratched: Chipson (#3), Bona Fide Star (#7), Captain Joolian (#8), Navigli (#16)

Report Created: Sat 21 December 2024 18:15:26 GMT+11 (Note: Timing is based on positional data)

- [] Position in running at each section and finish
- #: Saddle cloth number
- No data available at this section
- DNF Did not finish
- NA No data available
- DNT Did not track
- █ Background shading for fastest section



RACINGSA

Thomas Farms RC Murray Bridge SA

Race 9: Vale Brenton Lewis OAM Handicap - 1400m

21 December 2024 - 5:30PM

Track Rating: Good 4, Weather: Fine, Rail Position: +3m 1200m Chute, True Remainder



Murray Bridge
Racing Club

Section								Overall	L1200	L1000	L800	L600	L400		
Field Times								1:23.60 (0:13.39)	1:10.21 (0:10.63)	0:59.57 (0:11.82)	0:47.75 (0:12.26)	0:35.49 (0:11.78)	0:23.71 (0:11.73)		
Position	#	Horse/Jockey	Barrier	Top Speed [km/h]	Fastest Section	First 400m								Distance Travelled From Winner [m]	
11	17	ROYAL TRAPEZE	12	67.1	0:10.97	0:25.27	1:24.78	1:10.48 [13]	0:59.51 [13]	0:48.04 [13]	0:36.41 [4]	0:24.53 [3]		+3	
		Jacob Opperman		1400-1200	1200-1000		(0:14.30)	(0:10.97)	(0:11.47)	(0:11.63)	(0:11.88)	(0:11.79)			
12	20	GALACTIC FURY	16	66.4	0:11.09	0:25.62	1:24.80	1:10.27 [16]	0:59.18 [16]	0:47.64 [16]	0:35.88 [13]	0:24.03 [13]		+5	
		Dom Tourneur		1400-1200	1200-1000		(0:14.53)	(0:11.09)	(0:11.54)	(0:11.76)	(0:11.85)	(0:11.64)			
13	6	WHISKEY 'N' WOMEN	10	66.3	0:11.10	0:25.39	1:24.82	1:10.53 [12]	0:59.43 [15]	0:47.82 [15]	0:35.78 [16]	0:23.71 [16]		-3	
		Matthew Chadwick		1200-1000	1200-1000		(0:14.28)	(0:11.10)	(0:11.61)	(0:12.04)	(0:12.07)	(0:11.51)			
14	11	DON'TCALLMECHAMP	2	67.2	0:10.94	0:24.46	1:25.02	1:11.50 [5]	1:00.56 [4]	0:48.84 [4]	0:36.60 [6]	0:24.50 [7]		-5	
		Jake Toeroek		1400-1200	1200-1000		(0:13.52)	(0:10.94)	(0:11.72)	(0:12.24)	(0:12.10)	(0:11.92)			
15	15	LADY LUPARA	1	66.5	0:11.04	0:24.52	1:25.10	1:11.62 [4]	1:00.58 [5]	0:48.82 [7]	0:36.49 [9]	0:24.55 [9]		-6	
		Callan Murray		1400-1200	1200-1000		(0:13.48)	(0:11.04)	(0:11.76)	(0:12.33)	(0:11.94)	(0:11.97)			
16	18	FIANO NOW	13	67.9	0:10.75	0:25.20	1:25.37	1:10.92 [15]	1:00.17 [12]	0:48.77 [10]	0:36.40 [15]	0:24.46 [15]		-5	
		Teagan Voorham		1400-1200	1200-1000		(0:14.45)	(0:10.75)	(0:11.40)	(0:12.37)	(0:11.94)	(0:11.86)			

Scratched: Chipson (#3), Bona Fide Star (#7), Captain Joolian (#8), Navigli (#16)

- [] Position in running at each section and finish
- #: Saddle cloth number
- : No data available at this section
- DNF: Did not finish
- NA: No data available
- DNT: Did not track
- █ Background shading for fastest section



RACINGSA

Thomas Farms RC Murray Bridge SA Race 9: Vale Brenton Lewis OAM Handicap - 1400m

21 December 2024 - 5:30PM

Track Rating: Good 4, Weather: Fine, Rail Position: +3m 1200m Chute, True Remainder



Murray Bridge
Racing Club

Section

Field Times

L200

0:11.98

(0:11.98)

Position	#	Horse/Jockey	Barrier	Top Speed [km/h]	Fastest Section	First 400m	Margin							Distance Travelled From Winner [m]
1	10	RUNAWAY STATEMENT Lachlan Neindorf	15	66.5 1400-1200	0:10.94 1200-1000	0:24.70	0:11.91 [2] (0:11.91)	1:23.60						
2	4	HIGH ON SUGAR Margaret Collett	11	70.9 1400-1200	0:10.56 1200-1000	0:24.02	0:12.23 [1] (0:12.23)	1.6L						-7
3	1	ANDREW'S MEMORY Alana Livesey	6	67.4 1400-1200	0:11.01 1200-1000	0:24.86	0:11.86 [5] (0:11.86)	2.57L						-5
4	12	SUGGESTIVE MISS Taylor Johnstone	7	66.0 1400-1200	0:11.06 1200-1000	0:24.99	0:11.84 [9] (0:11.84)	3.14L						-3
5	2	ARTFUL TAWNY Justin Potter	5	67.7 1400-1200	0:10.85 1200-1000	0:24.52	0:12.38 [3] (0:12.38)	5.3L						+0
6	5	SAKASU Todd Pannell	8	67.2 1200-1000	0:10.98 1200-1000	0:25.36	0:12.18 [11] (0:12.18)	6.23L						-3
7	13	ABSOLUTE STUNNER Ben Price	9	66.8 1400-1200	0:10.99 1200-1000	0:24.98	0:12.43 [8] (0:12.43)	6.75L						+7
8	19	MIDNIGHT RUSH Stacey Metcalfe	3	69.4 1400-1200	0:10.76 1200-1000	0:24.15	0:12.51 [6] (0:12.51)	6.95L						-6
9	14	HATEECH Rochelle Milnes	4	68.1 1400-1200	0:10.78 1200-1000	0:24.17	0:12.50 [7] (0:12.50)	7.08L						-3
10	9	INAUGURAL Jessica Tzaferis	14	68.9 1400-1200	0:10.66 1200-1000	0:24.63	0:12.46 [10] (0:12.46)	7.55L						+1

Scratched: Chipson (#3), Bona Fide Star (#7), Captain Joolian (#8), Navigli (#16)

Report Created: Sat 21 December 2024 18:15:27 GMT+11 (Note: Timing is based on positional data)

- [] Position in running at each section and finish
- #: Saddle cloth number
- :-:-- No data available at this section
- DNF Did not finish
- NA No data available
- DNT Did not track
- █ Background shading for fastest section



RACINGSA

Thomas Farms RC Murray Bridge SA Race 9: Vale Brenton Lewis OAM Handicap - 1400m

21 December 2024 - 5:30PM

Track Rating: Good 4, Weather: Fine, Rail Position: +3m 1200m Chute, True Remainder



Murray Bridge
Racing Club

Section

Field Times

L200

0:11.98

(0:11.98)

Position	#	Horse/Jockey	Barrier	Top Speed [km/h]	Fastest Section	First 400m	Margin							Distance Travelled From Winner [m]
11	17	ROYAL TRAPEZE Jacob Opperman	12	67.1 1400-1200	0:10.97 1200-1000	0:25.27	0:12.74 [4] (0:12.74)	7.87L						+3
12	20	GALACTIC FURY Dom Tourneur	16	66.4 1400-1200	0:11.09 1200-1000	0:25.62	0:12.39 [12] (0:12.39)	8.01L						+5
13	6	WHISKEY 'N' WOMEN Matthew Chadwick	10	66.3 1200-1000	0:11.10 1200-1000	0:25.39	0:12.20 [15] (0:12.20)	8.14L						-3
14	11	DON'TCALLMECHAMP Jake Toeroek	2	67.2 1400-1200	0:10.94 1200-1000	0:24.46	0:12.58 [13] (0:12.57)	9.44L						-5
15	15	LADY LUPARA Callan Murray	1	66.5 1400-1200	0:11.04 1200-1000	0:24.52	0:12.58 [14] (0:12.57)	9.97L						-6
16	18	FIANO NOW Teagan Voorham	13	67.9 1400-1200	0:10.75 1200-1000	0:25.20	0:12.60 [16] (0:12.60)	11.77L						-5

Scratched: Chipson (#3), Bona Fide Star (#7), Captain Joolian (#8), Navigli (#16)

- [] Position in running at each section and finish # Saddle cloth number
- :-:-- No data available at this section DNF Did not finish
- NA No data available DNT Did not track
- █ Background shading for fastest section

Horse/Jockey Name	RUNAWAY STATEMENT/Lachlan Neindorf
Finish Rank	1
Fastest Section Time (Section)	0:10.94 (L1200)
Top Speed [km/h] (Section)	66.5 (Overall)
Race State	Finished



Thomas Farms RC Murray Bridge SA - Professional

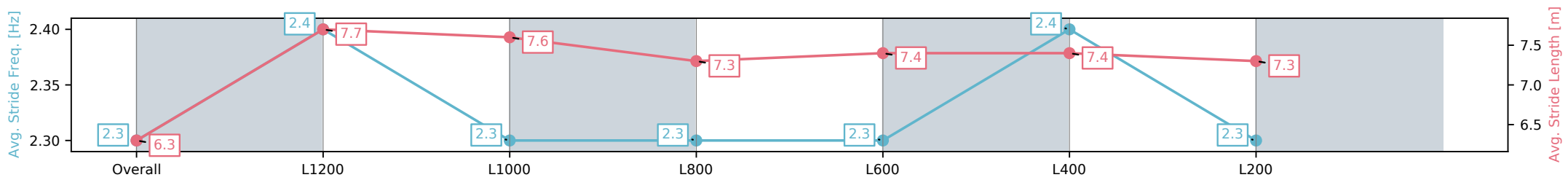
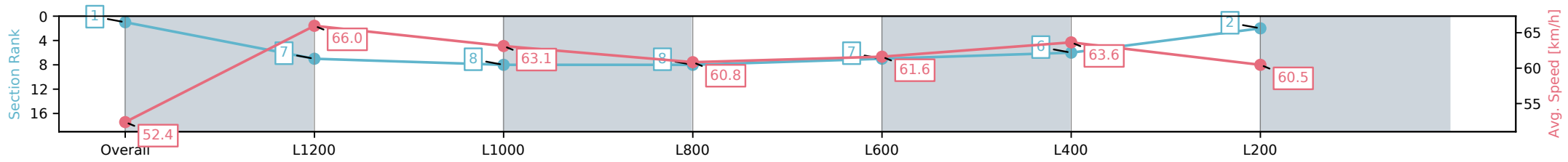
Race 9: Vale Brenton Lewis OAM Handicap - 1400m

21 December 2024 - 5:30PM

Track Rating: Good 4, Weather: Fine, Rail Position: +3m 1200m
Chute, True Remainder



Section	Overall	L1200	L1000	L800	L600	L400	L200
Section Times	1:23.60 [1] (0:13.76)	1:09.84 [7] (0:10.94)	0:58.90 [8] (0:11.65)	0:47.25 [8] (0:12.10)	0:35.15 [7] (0:11.91)	0:23.24 [6] (0:11.33)	0:11.91 [2] (0:11.91)
Average Speed [km/h]	52.4	66.0	63.1	60.8	61.6	63.6	60.5
Top Speed [km/h]	66.1	66.5	64.9	62.0	63.5	64.3	62.3
Avg. Dist. to Rail [m]	10.7	2.6	3.9	4.4	4.8	8.2	8.4
Avg. Stride Freq. [Hz]	2.3	2.4	2.3	2.3	2.3	2.4	2.3
Avg. Stride Length [m]	6.3	7.7	7.6	7.6	7.3	7.4	7.3



[] Ranking at each section and finish
 -:-:- No data available at this section
 NA No data available

Horse/Jockey Name	HIGH ON SUGAR/Margaret Collett
Finish Rank	2
Fastest Section Time (Section)	0:10.56 (L1200)
Top Speed [km/h] (Section)	70.9 (Overall)
Race State	Finished



Thomas Farms RC Murray Bridge SA - Professional

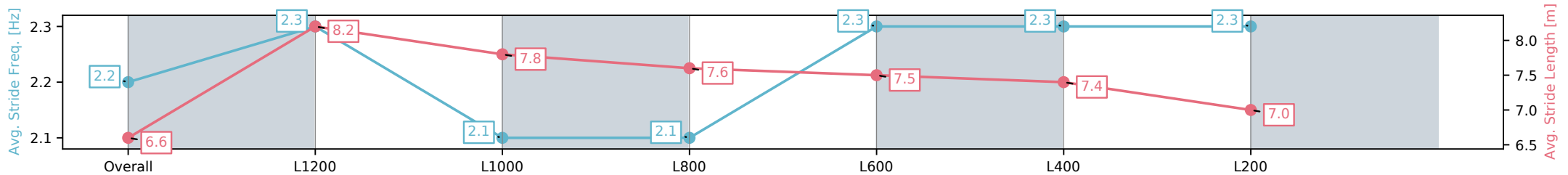
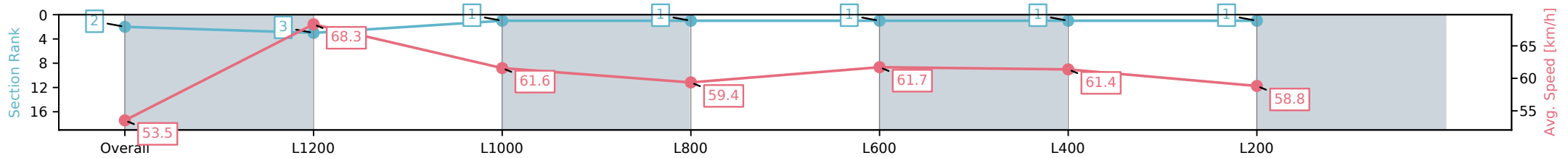
Race 9: Vale Brenton Lewis OAM Handicap - 1400m

21 December 2024 - 5:30PM

Track Rating: Good 4, Weather: Fine, Rail Position: +3m 1200m
Chute, True Remainder



Section	Overall	L1200	L1000	L800	L600	L400	L200
Section Times	1:23.84 [2] (0:13.46)	1:10.38 [3] (0:10.56)	0:59.82 [1] (0:11.82)	0:48.00 [1] (0:12.26)	0:35.74 [1] (0:11.78)	0:23.96 [1] (0:11.73)	0:12.23 [1] (0:12.23)
Average Speed [km/h]	53.5	68.3	61.6	59.4	61.7	61.4	58.8
Top Speed [km/h]	67.8	70.9	65.7	60.3	62.8	63.1	60.3
Avg. Dist. to Rail [m]	9.1	3.8	2.1	2.2	2.4	5.5	7.0
Avg. Stride Freq. [Hz]	2.2	2.3	2.1	2.1	2.3	2.3	2.3
Avg. Stride Length [m]	6.6	8.2	7.8	7.6	7.5	7.4	7.0



- [] Ranking at each section and finish
- :-:- No data available at this section
- NA No data available

Horse/Jockey Name	ANDREW'S MEMORY/Alana Livesey
Finish Rank	3
Fastest Section Time (Section)	0:11.01 (L1200)
Top Speed [km/h] (Section)	67.4 (Overall)
Race State	Finished



Thomas Farms RC Murray Bridge SA - Professional

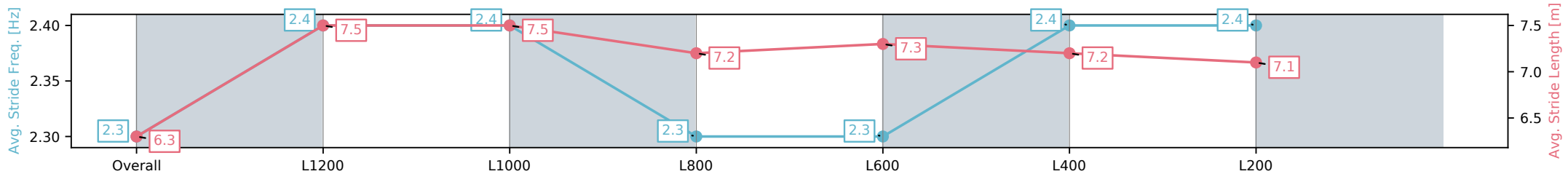
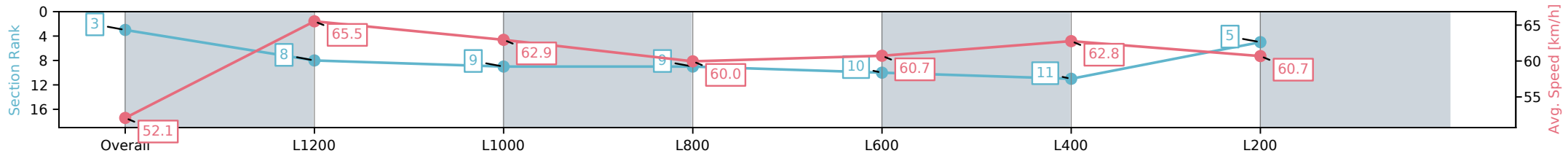
Race 9: Vale Brenton Lewis OAM Handicap - 1400m

21 December 2024 - 5:30PM

Track Rating: Good 4, Weather: Fine, Rail Position: +3m 1200m
Chute, True Remainder



Section	Overall	L1200	L1000	L800	L600	L400	L200
Section Times	1:23.99 [3] (0:13.85)	1:10.14 [8] (0:11.01)	0:59.13 [9] (0:11.60)	0:47.53 [9] (0:12.17)	0:35.36 [10] (0:12.02)	0:23.34 [11] (0:11.48)	0:11.86 [5] (0:11.86)
Average Speed [km/h]	52.1	65.5	62.9	60.0	60.7	62.8	60.7
Top Speed [km/h]	66.3	67.4	66.4	61.9	62.9	64.3	62.2
Avg. Dist. to Rail [m]	4.8	3.4	2.9	2.7	3.2	7.1	9.2
Avg. Stride Freq. [Hz]	2.3	2.4	2.4	2.3	2.3	2.4	2.4
Avg. Stride Length [m]	6.3	7.5	7.5	7.2	7.2	7.3	7.1



[] Ranking at each section and finish
 -:-:- No data available at this section
 NA No data available

Horse/Jockey Name	SUGGESTIVE MISS/Taylor Johnstone
Finish Rank	4
Fastest Section Time (Section)	0:11.06 (L1200)
Top Speed [km/h] (Section)	66.0 (Overall)
Race State	Finished



Thomas Farms RC Murray Bridge SA - Professional

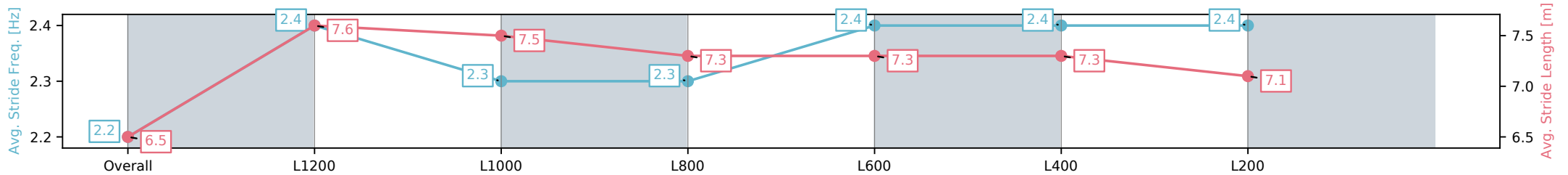
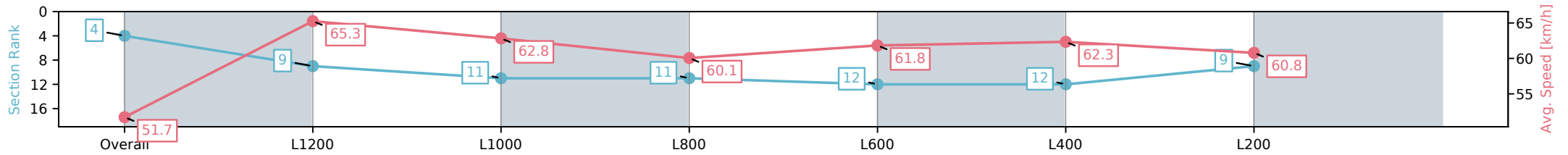
Race 9: Vale Brenton Lewis OAM Handicap - 1400m

21 December 2024 - 5:30PM

Track Rating: Good 4, Weather: Fine, Rail Position: +3m 1200m
Chute, True Remainder



Section	Overall	L1200	L1000	L800	L600	L400	L200
Section Times	1:24.07 [4] (0:13.93)	1:10.14 [9] (0:11.06)	0:59.08 [11] (0:11.63)	0:47.45 [11] (0:12.19)	0:35.26 [12] (0:11.87)	0:23.39 [12] (0:11.55)	0:11.84 [9] (0:11.84)
Average Speed [km/h]	51.7	65.3	62.8	60.1	61.8	62.3	60.8
Top Speed [km/h]	65.9	66.0	64.8	62.1	64.2	64.0	62.7
Avg. Dist. to Rail [m]	5.5	2.5	2.8	3.3	4.5	10.0	12.3
Avg. Stride Freq. [Hz]	2.2	2.4	2.3	2.3	2.4	2.4	2.4
Avg. Stride Length [m]	6.5	7.6	7.5	7.3	7.3	7.3	7.1



- [] Ranking at each section and finish
- :-:- No data available at this section
- NA No data available

Horse/Jockey Name	ARTFUL TAWNY/Justin Potter
Finish Rank	5
Fastest Section Time (Section)	0:10.85 (L1200)
Top Speed [km/h] (Section)	67.7 (Overall)
Race State	Finished



Thomas Farms RC Murray Bridge SA - Professional

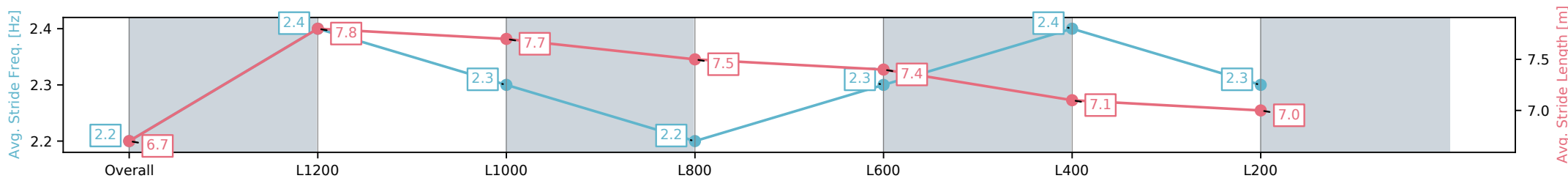
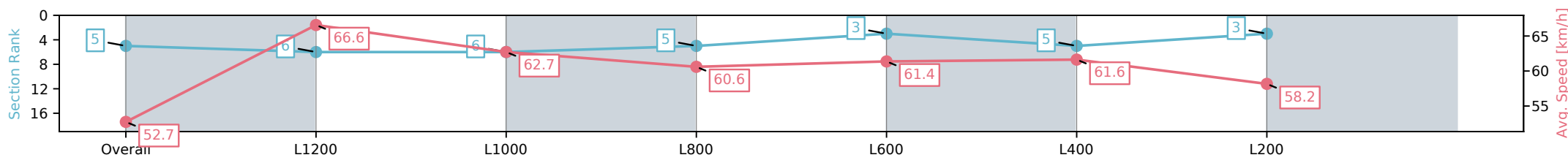
Race 9: Vale Brenton Lewis OAM Handicap - 1400m

21 December 2024 - 5:30PM

Track Rating: Good 4, Weather: Fine, Rail Position: +3m 1200m
Chute, True Remainder



Section	Overall	L1200	L1000	L800	L600	L400	L200
Section Times	1:24.40 [5] (0:13.67)	1:10.73 [6] (0:10.85)	0:59.88 [6] (0:11.69)	0:48.19 [5] (0:12.14)	0:36.05 [3] (0:11.99)	0:24.06 [5] (0:11.68)	0:12.38 [3] (0:12.38)
Average Speed [km/h]	52.7	66.6	62.7	60.6	61.4	61.6	58.2
Top Speed [km/h]	67.2	67.7	65.5	61.4	62.9	62.6	60.6
Avg. Dist. to Rail [m]	5.0	3.3	3.8	4.3	5.1	6.9	6.7
Avg. Stride Freq. [Hz]	2.2	2.4	2.3	2.2	2.3	2.4	2.3
Avg. Stride Length [m]	6.7	7.8	7.7	7.5	7.4	7.1	7.0



[] Ranking at each section and finish
 -:-:- No data available at this section
 NA No data available

Horse/Jockey Name	SAKASU/Todd Pannell
Finish Rank	6
Fastest Section Time (Section)	0:10.98 (L1200)
Top Speed [km/h] (Section)	67.2 (L1200)
Race State	Finished



Thomas Farms RC Murray Bridge SA - Professional

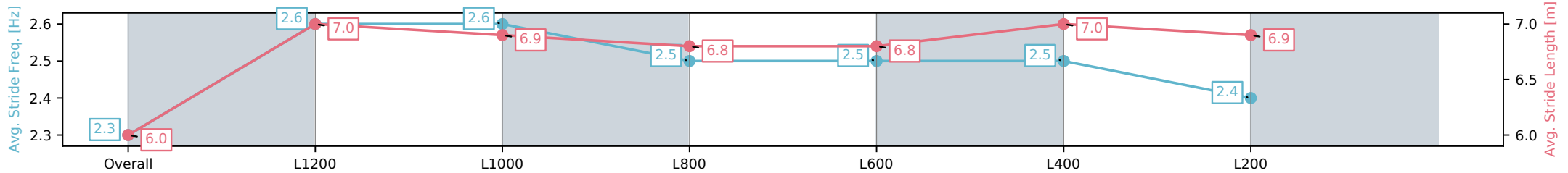
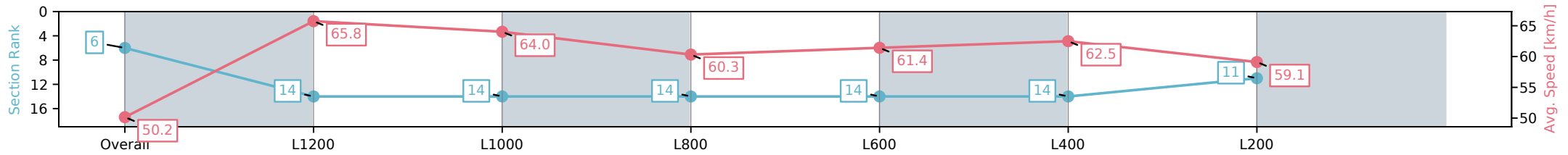
Race 9: Vale Brenton Lewis OAM Handicap - 1400m

21 December 2024 - 5:30PM

Track Rating: Good 4, Weather: Fine, Rail Position: +3m 1200m
Chute, True Remainder



Section	Overall	L1200	L1000	L800	L600	L400	L200
Section Times	1:24.54 [6] (0:14.38)	1:10.16 [14] (0:10.98)	0:59.18 [14] (0:11.42)	0:47.76 [14] (0:12.16)	0:35.60 [14] (0:11.89)	0:23.71 [14] (0:11.53)	0:12.18 [11] (0:12.18)
Average Speed [km/h]	50.2	65.8	64.0	60.3	61.4	62.5	59.1
Top Speed [km/h]	63.7	66.9	67.2	61.8	63.5	63.2	60.8
Avg. Dist. to Rail [m]	6.5	2.1	3.4	3.6	3.7	6.9	8.2
Avg. Stride Freq. [Hz]	2.3	2.6	2.6	2.5	2.5	2.5	2.4
Avg. Stride Length [m]	6.0	7.0	6.9	6.8	6.8	7.0	6.9



- [] Ranking at each section and finish
- :-:- No data available at this section
- NA No data available

Horse/Jockey Name	ABSOLUTE STUNNER/Ben Price
Finish Rank	7
Fastest Section Time (Section)	0:10.99 (L1200)
Top Speed [km/h] (Section)	66.8 (Overall)
Race State	Finished



Thomas Farms RC Murray Bridge SA - Professional

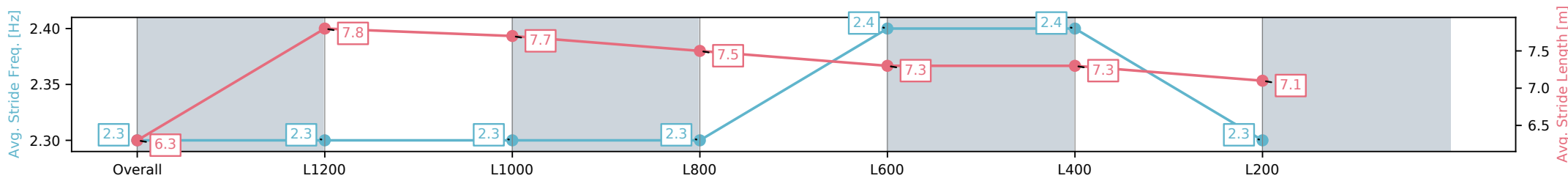
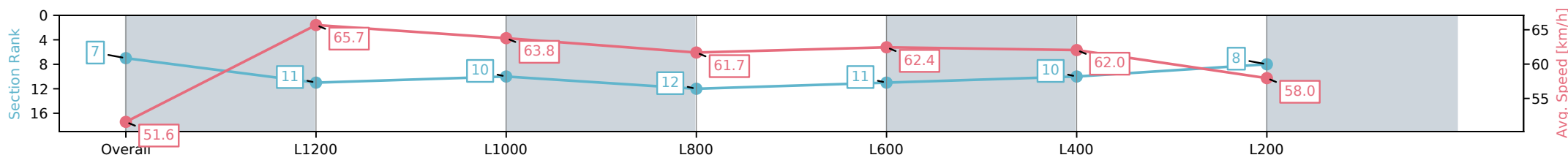
Race 9: Vale Brenton Lewis OAM Handicap - 1400m

21 December 2024 - 5:30PM

Track Rating: Good 4, Weather: Fine, Rail Position: +3m 1200m
Chute, True Remainder



Section	Overall	L1200	L1000	L800	L600	L400	L200
Section Times	1:24.61 [7] (0:13.99)	1:10.62 [11] (0:10.99)	0:59.63 [10] (0:11.65)	0:47.98 [12] (0:12.06)	0:35.92 [11] (0:11.88)	0:24.04 [10] (0:11.61)	0:12.43 [8] (0:12.43)
Average Speed [km/h]	51.6	65.7	63.8	61.7	62.4	62.0	58.0
Top Speed [km/h]	64.8	66.8	66.6	63.0	63.9	63.9	59.7
Avg. Dist. to Rail [m]	7.9	4.6	5.8	6.9	7.1	11.7	13.4
Avg. Stride Freq. [Hz]	2.3	2.3	2.3	2.3	2.4	2.4	2.3
Avg. Stride Length [m]	6.3	7.8	7.7	7.5	7.3	7.3	7.1



- [] Ranking at each section and finish
- :-:- No data available at this section
- NA No data available

Horse/Jockey Name	MIDNIGHT RUSH/Stacey Metcalfe
Finish Rank	8
Fastest Section Time (Section)	0:10.76 (L1200)
Top Speed [km/h] (Section)	69.4 (Overall)
Race State	Finished



Thomas Farms RC Murray Bridge SA - Professional

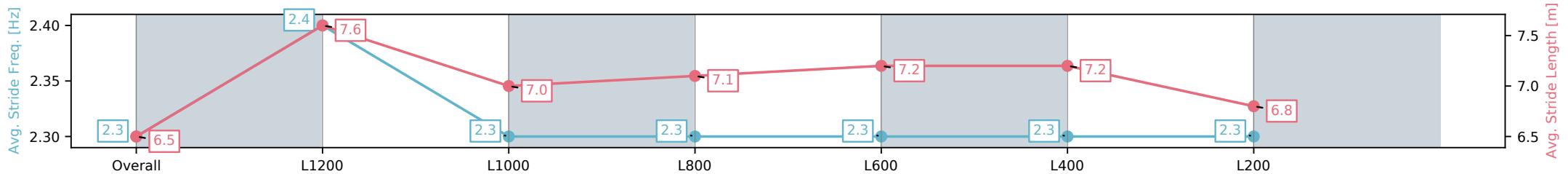
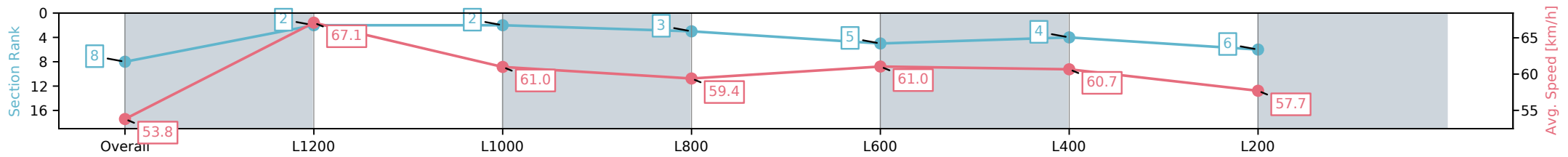
Race 9: Vale Brenton Lewis OAM Handicap - 1400m

21 December 2024 - 5:30PM

Track Rating: Good 4, Weather: Fine, Rail Position: +3m 1200m
Chute, True Remainder



Section	Overall	L1200	L1000	L800	L600	L400	L200
Section Times	1:24.65 [8] (0:13.39)	1:11.26 [2] (0:10.76)	1:00.50 [2] (0:11.94)	0:48.56 [3] (0:12.28)	0:36.28 [5] (0:11.92)	0:24.36 [4] (0:11.85)	0:12.51 [6] (0:12.51)
Average Speed [km/h]	53.8	67.1	61.0	59.4	61.0	60.7	57.7
Top Speed [km/h]	67.8	69.4	64.2	60.1	62.5	61.8	60.5
Avg. Dist. to Rail [m]	3.2	1.7	2.3	2.8	2.6	5.0	4.7
Avg. Stride Freq. [Hz]	2.3	2.4	2.3	2.3	2.3	2.3	2.3
Avg. Stride Length [m]	6.5	7.6	7.0	7.1	7.2	7.2	6.8



- [] Ranking at each section and finish
- :-:- No data available at this section
- NA No data available

Horse/Jockey Name	HATEECH/Rochelle Milnes
Finish Rank	9
Fastest Section Time (Section)	0:10.78 (L1200)
Top Speed [km/h] (Section)	68.1 (Overall)
Race State	Finished



Thomas Farms RC Murray Bridge SA - Professional

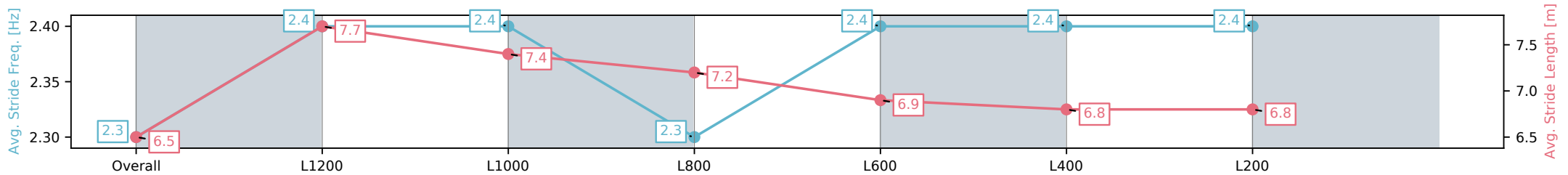
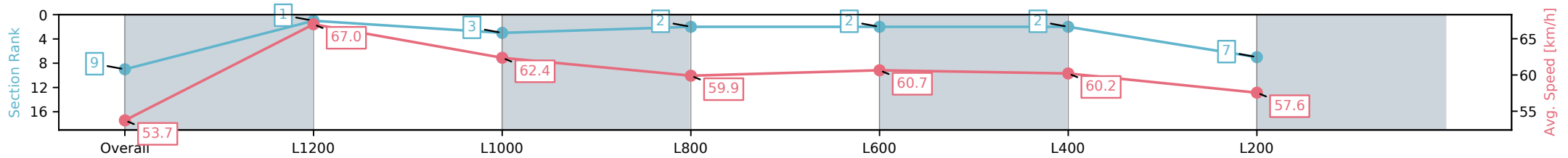
Race 9: Vale Brenton Lewis OAM Handicap - 1400m

21 December 2024 - 5:30PM

Track Rating: Good 4, Weather: Fine, Rail Position: +3m 1200m
Chute, True Remainder



Section	Overall	L1200	L1000	L800	L600	L400	L200
Section Times	1:24.67 [9] (0:13.39)	1:11.28 [1] (0:10.78)	1:00.50 [3] (0:11.73)	0:48.77 [2] (0:12.25)	0:36.52 [2] (0:12.04)	0:24.48 [2] (0:11.98)	0:12.50 [7] (0:12.50)
Average Speed [km/h]	53.7	67.0	62.4	59.9	60.7	60.2	57.6
Top Speed [km/h]	67.5	68.1	64.8	61.3	62.1	61.2	59.6
Avg. Dist. to Rail [m]	3.7	2.2	3.3	3.9	3.3	5.2	5.8
Avg. Stride Freq. [Hz]	2.3	2.4	2.4	2.3	2.4	2.4	2.4
Avg. Stride Length [m]	6.5	7.7	7.4	7.2	6.9	6.8	6.8



- [] Ranking at each section and finish
- :-:- No data available at this section
- NA No data available

Horse/Jockey Name	INAUGURAL/Jessica Tzaferis
Finish Rank	10
Fastest Section Time (Section)	0:10.66 (L1200)
Top Speed [km/h] (Section)	68.9 (Overall)
Race State	Finished



Thomas Farms RC Murray Bridge SA - Professional

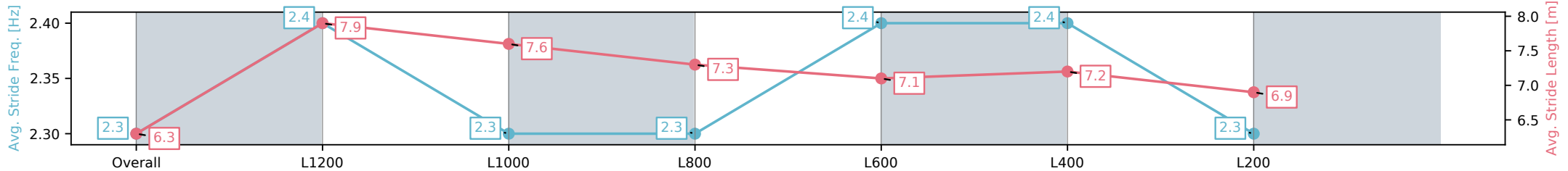
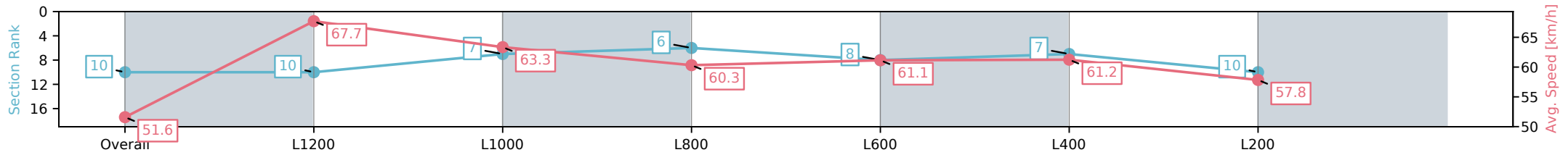
Race 9: Vale Brenton Lewis OAM Handicap - 1400m

21 December 2024 - 5:30PM

Track Rating: Good 4, Weather: Fine, Rail Position: +3m 1200m
Chute, True Remainder



Section	Overall	L1200	L1000	L800	L600	L400	L200
Section Times	1:24.74 [10] (0:13.97)	1:10.77 [10] (0:10.66)	1:00.11 [7] (0:11.63)	0:48.48 [6] (0:12.23)	0:36.25 [8] (0:12.03)	0:24.22 [7] (0:11.76)	0:12.46 [10] (0:12.46)
Average Speed [km/h]	51.6	67.7	63.3	60.3	61.1	61.2	57.8
Top Speed [km/h]	68.1	68.9	66.6	61.8	62.2	63.2	59.5
Avg. Dist. to Rail [m]	10.6	4.2	4.3	4.8	5.1	9.5	11.0
Avg. Stride Freq. [Hz]	2.3	2.4	2.3	2.3	2.4	2.4	2.3
Avg. Stride Length [m]	6.3	7.9	7.6	7.3	7.1	7.2	6.9



- [] Ranking at each section and finish
- :-:- No data available at this section
- NA No data available

Horse/Jockey Name	ROYAL TRAPEZE/Jacob Opperman
Finish Rank	11
Fastest Section Time (Section)	0:10.97 (L1200)
Top Speed [km/h] (Section)	67.1 (Overall)
Race State	Finished



Thomas Farms RC Murray Bridge SA - Professional

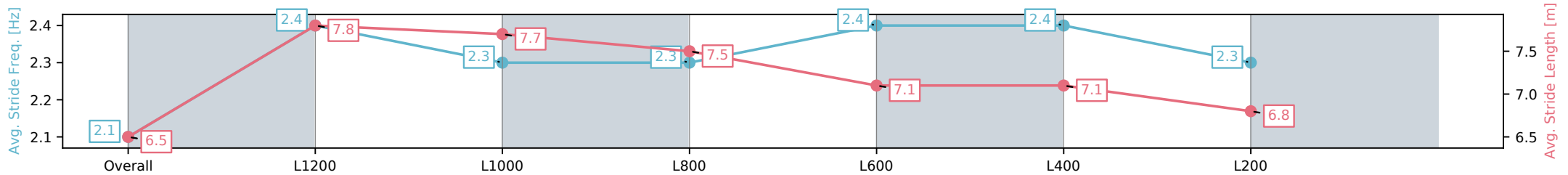
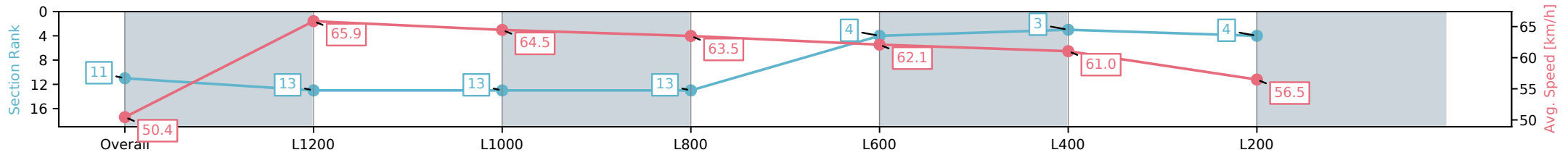
Race 9: Vale Brenton Lewis OAM Handicap - 1400m

21 December 2024 - 5:30PM

Track Rating: Good 4, Weather: Fine, Rail Position: +3m 1200m
Chute, True Remainder



Section	Overall	L1200	L1000	L800	L600	L400	L200
Section Times	1:24.78 [11] (0:14.30)	1:10.48 [13] (0:10.97)	0:59.51 [13] (0:11.47)	0:48.04 [13] (0:11.63)	0:36.41 [4] (0:11.88)	0:24.53 [3] (0:11.79)	0:12.74 [4] (0:12.74)
Average Speed [km/h]	50.4	65.9	64.5	63.5	62.1	61.0	56.5
Top Speed [km/h]	62.6	67.1	66.4	65.6	64.8	63.4	59.3
Avg. Dist. to Rail [m]	9.7	5.0	5.4	4.7	5.8	8.3	9.2
Avg. Stride Freq. [Hz]	2.1	2.4	2.3	2.3	2.4	2.4	2.3
Avg. Stride Length [m]	6.5	7.8	7.7	7.5	7.1	7.1	6.8



- [] Ranking at each section and finish
- :-:- No data available at this section
- NA No data available

Horse/Jockey Name	GALACTIC FURY/Dom Tourneur
Finish Rank	12
Fastest Section Time (Section)	0:11.09 (L1200)
Top Speed [km/h] (Section)	66.4 (Overall)
Race State	Finished



Thomas Farms RC Murray Bridge SA - Professional

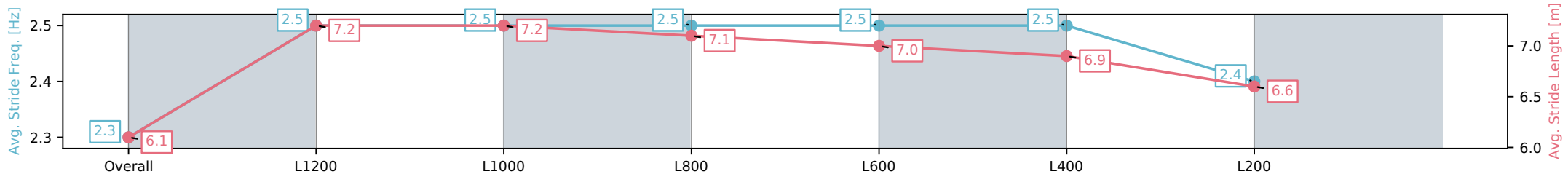
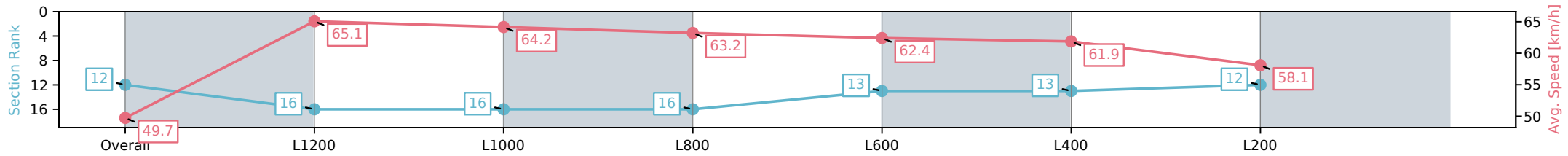
Race 9: Vale Brenton Lewis OAM Handicap - 1400m

21 December 2024 - 5:30PM

Track Rating: Good 4, Weather: Fine, Rail Position: +3m 1200m
Chute, True Remainder



Section	Overall	L1200	L1000	L800	L600	L400	L200
Section Times	1:24.80 [12] (0:14.53)	1:10.27 [16] (0:11.09)	0:59.18 [16] (0:11.54)	0:47.64 [16] (0:11.76)	0:35.88 [13] (0:11.85)	0:24.03 [13] (0:11.64)	0:12.39 [12] (0:12.39)
Average Speed [km/h]	49.7	65.1	64.2	63.2	62.4	61.9	58.1
Top Speed [km/h]	62.1	66.4	66.0	64.0	63.3	63.6	60.3
Avg. Dist. to Rail [m]	11.8	3.7	5.4	6.4	6.4	11.8	14.3
Avg. Stride Freq. [Hz]	2.3	2.5	2.5	2.5	2.5	2.5	2.4
Avg. Stride Length [m]	6.1	7.2	7.2	7.1	7.0	6.9	6.6



- [] Ranking at each section and finish
- :-:- No data available at this section
- NA No data available

Horse/Jockey Name	WHISKEY 'N' WOMEN/Matthew Chadwick
Finish Rank	13
Fastest Section Time (Section)	0:11.10 (L1200)
Top Speed [km/h] (Section)	66.3 (L1200)
Race State	Finished



Thomas Farms RC Murray Bridge SA - Professional

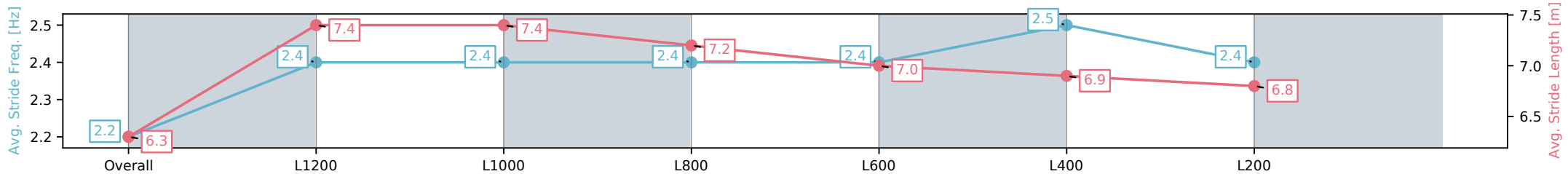
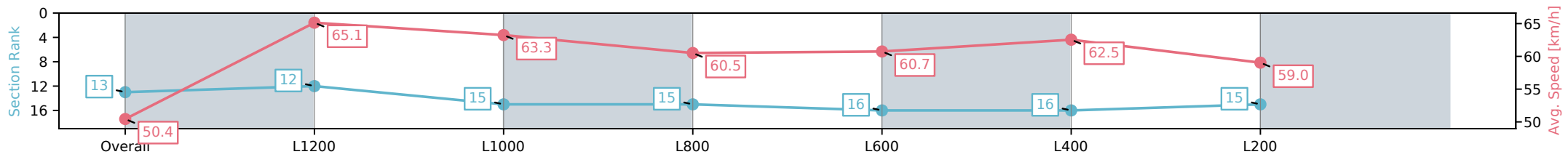
Race 9: Vale Brenton Lewis OAM Handicap - 1400m

21 December 2024 - 5:30PM

Track Rating: Good 4, Weather: Fine, Rail Position: +3m 1200m
Chute, True Remainder



Section	Overall	L1200	L1000	L800	L600	L400	L200
Section Times	1:24.82 [13] (0:14.28)	1:10.53 [12] (0:11.10)	0:59.43 [15] (0:11.61)	0:47.82 [15] (0:12.04)	0:35.78 [16] (0:12.07)	0:23.71 [16] (0:11.51)	0:12.20 [15] (0:12.20)
Average Speed [km/h]	50.4	65.1	63.3	60.5	60.7	62.5	59.0
Top Speed [km/h]	63.2	66.2	66.3	62.4	62.8	64.2	61.0
Avg. Dist. to Rail [m]	8.5	4.1	4.0	2.3	4.5	11.1	14.5
Avg. Stride Freq. [Hz]	2.2	2.4	2.4	2.4	2.4	2.5	2.4
Avg. Stride Length [m]	6.3	7.4	7.4	7.2	7.0	6.9	6.8



- [] Ranking at each section and finish
- :-:- No data available at this section
- NA No data available

Horse/Jockey Name	DON'TCALLMECHAMP/Jake Toeroek
Finish Rank	14
Fastest Section Time (Section)	0:10.94 (L1200)
Top Speed [km/h] (Section)	67.2 (Overall)
Race State	Finished



Thomas Farms RC Murray Bridge SA - Professional

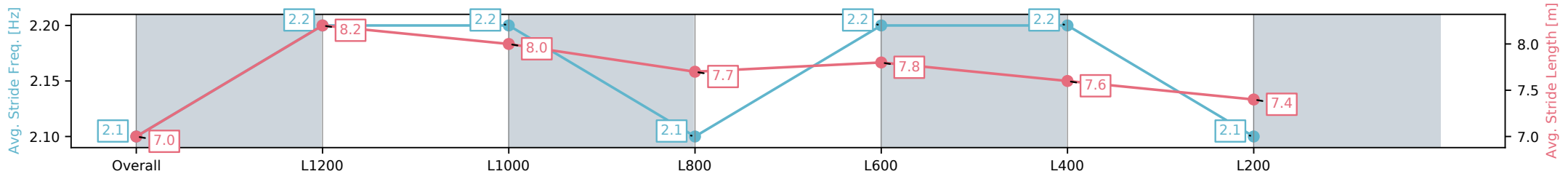
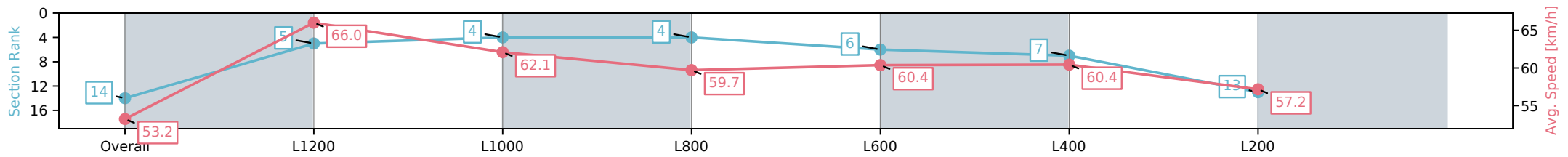
Race 9: Vale Brenton Lewis OAM Handicap - 1400m

21 December 2024 - 5:30PM

Track Rating: Good 4, Weather: Fine, Rail Position: +3m 1200m
Chute, True Remainder



Section	Overall	L1200	L1000	L800	L600	L400	L200
Section Times	1:25.02 [14] (0:13.52)	1:11.50 [5] (0:10.94)	1:00.56 [4] (0:11.72)	0:48.84 [4] (0:12.24)	0:36.60 [6] (0:12.10)	0:24.50 [7] (0:11.92)	0:12.58 [13] (0:12.57)
Average Speed [km/h]	53.2	66.0	62.1	59.7	60.4	60.4	57.2
Top Speed [km/h]	66.5	67.2	65.0	60.5	61.3	61.3	59.1
Avg. Dist. to Rail [m]	1.5	1.7	2.2	3.1	3.4	5.2	6.2
Avg. Stride Freq. [Hz]	2.1	2.2	2.2	2.1	2.2	2.2	2.1
Avg. Stride Length [m]	7.0	8.2	8.0	7.7	7.8	7.6	7.4



- [] Ranking at each section and finish
- :-:- No data available at this section
- NA No data available

Horse/Jockey Name	LADY LUPARA/Callan Murray
Finish Rank	15
Fastest Section Time (Section)	0:11.04 (L1200)
Top Speed [km/h] (Section)	66.5 (Overall)
Race State	Finished



Thomas Farms RC Murray Bridge SA - Professional

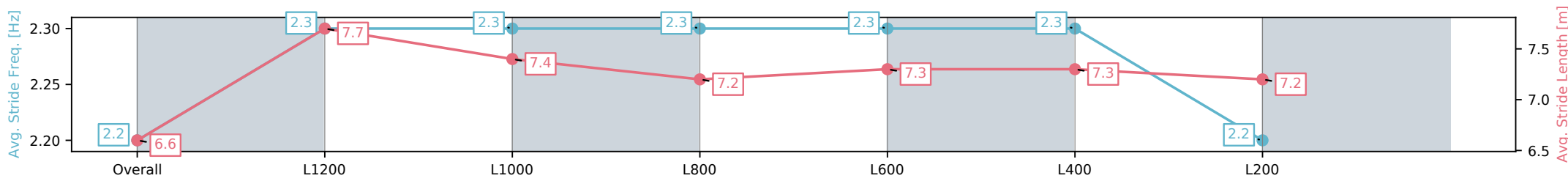
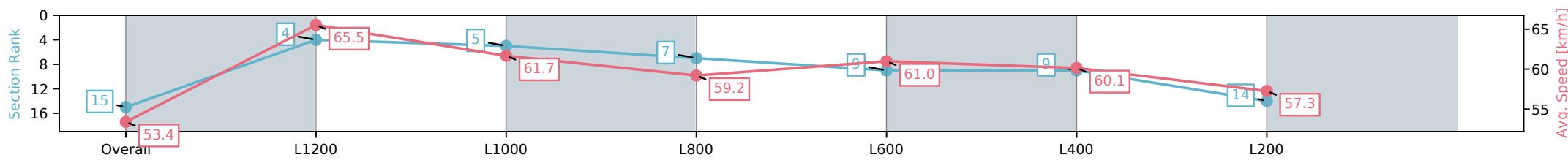
Race 9: Vale Brenton Lewis OAM Handicap - 1400m

21 December 2024 - 5:30PM

Track Rating: Good 4, Weather: Fine, Rail Position: +3m 1200m
Chute, True Remainder



Section	Overall	L1200	L1000	L800	L600	L400	L200
Section Times	1:25.10 [15] (0:13.48)	1:11.62 [4] (0:11.04)	1:00.58 [5] (0:11.76)	0:48.82 [7] (0:12.33)	0:36.49 [9] (0:11.94)	0:24.55 [9] (0:11.97)	0:12.58 [14] (0:12.57)
Average Speed [km/h]	53.4	65.5	61.7	59.2	61.0	60.1	57.3
Top Speed [km/h]	65.6	66.5	65.4	60.5	61.9	61.6	58.6
Avg. Dist. to Rail [m]	0.4	0.4	2.1	2.6	2.6	3.5	3.7
Avg. Stride Freq. [Hz]	2.2	2.3	2.3	2.3	2.3	2.3	2.2
Avg. Stride Length [m]	6.6	7.7	7.4	7.2	7.3	7.3	7.2



[] Ranking at each section and finish
 -:-:- No data available at this section
 NA No data available

Horse/Jockey Name	FIANO NOW/Teagan Voorham
Finish Rank	16
Fastest Section Time (Section)	0:10.75 (L1200)
Top Speed [km/h] (Section)	67.9 (Overall)
Race State	Finished



Thomas Farms RC Murray Bridge SA - Professional

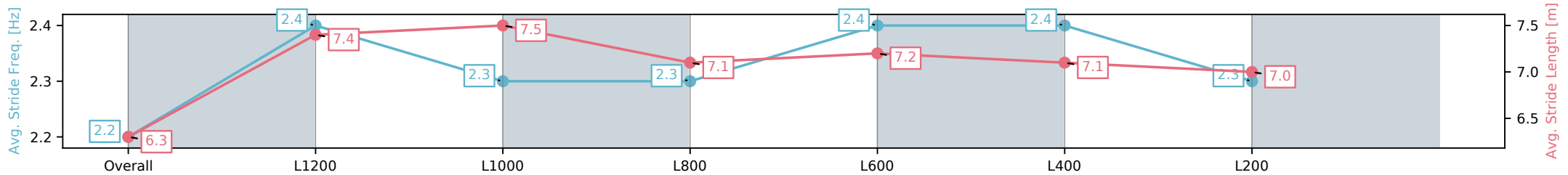
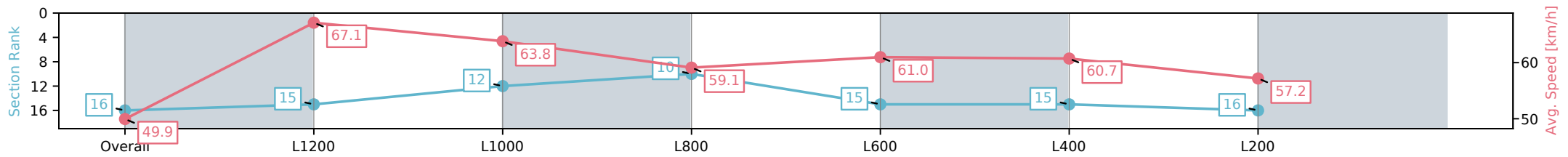
Race 9: Vale Brenton Lewis OAM Handicap - 1400m

21 December 2024 - 5:30PM

Track Rating: Good 4, Weather: Fine, Rail Position: +3m 1200m
Chute, True Remainder



Section	Overall	L1200	L1000	L800	L600	L400	L200
Section Times	1:25.37 [16] (0:14.45)	1:10.92 [15] (0:10.75)	1:00.17 [12] (0:11.40)	0:48.77 [10] (0:12.37)	0:36.40 [15] (0:11.94)	0:24.46 [15] (0:11.86)	0:12.60 [16] (0:12.60)
Average Speed [km/h]	49.9	67.1	63.8	59.1	61.0	60.7	57.2
Top Speed [km/h]	65.5	67.9	67.0	61.3	62.5	62.2	58.5
Avg. Dist. to Rail [m]	9.2	1.3	2.2	3.0	2.9	4.8	8.2
Avg. Stride Freq. [Hz]	2.2	2.4	2.3	2.3	2.4	2.4	2.3
Avg. Stride Length [m]	6.3	7.4	7.5	7.1	7.2	7.1	7.0



- [] Ranking at each section and finish
- :-:- No data available at this section
- NA No data available