



RACINGSA

Thomas Farms RC Murray Bridge SA
Race 7: Fred Vella Tyre & Crash Repairs Handicap - 1000m
21 December 2024 - 4:08PM



Murray Bridge
Racing Club

Track Rating: Good 4, Weather: Fine, Rail Position: +3m 1200m Chute, True Remainder

Section Field Times table with columns: Section, Overall, L800, L600, L400, L200. Values include 0:58.48, 0:45.22, 0:34.76, 0:23.82, 0:11.98.

Main race results table with columns: Position, #, Horse/Jockey, Barrier, Top Speed [km/h], Fastest Section, First 400m, Overall, L800, L600, L400, L200, Margin, Distance Travelled From Winner [m].

Scratched: Eroica (#10)

- Legend for symbols: [] Position in running at each section and finish, # Saddle cloth number, --- No data available at this section, DNF Did not finish, NA No data available, DNT Did not track, Background shading for fastest section



RACINGSA

Thomas Farms RC Murray Bridge SA
Race 7: Fred Vella Tyre & Crash Repairs Handicap - 1000m
21 December 2024 - 4:08PM



Murray Bridge
Racing Club

Track Rating: Good 4, Weather: Fine, Rail Position: +3m 1200m Chute, True Remainder

Section	Overall	L800	L600	L400	L200
Field Times	0:58.48 (0:13.26)	0:45.22 (0:10.46)	0:34.76 (0:10.94)	0:23.82 (0:11.84)	0:11.98 (0:11.98)

Position	#	Horse/Jockey	Barrier	Top Speed [km/h]	Fastest Section	First 400m	Overall	L800	L600	L400	L200	Margin	Distance Travelled From Winner [m]
11	11	QEYAADY	1	69.4	0:10.63	0:24.33	0:59.89	0:46.19 [9]	0:35.56 [8]	0:24.52 [6]	0:12.82 [12]	8.57L	-7
		Taylor Johnstone		1000-800	800-600		(0:13.70)	(0:10.63)	(0:11.04)	(0:11.70)	(0:12.82)		
12	12	EMERALD COURT	8	70.4	0:10.52	0:23.80	0:59.91	0:46.63 [2]	0:36.11 [2]	0:24.88 [2]	0:12.99 [10]	8.65L	-1
		Justin Potter		1000-800	800-600		(0:13.28)	(0:10.52)	(0:11.23)	(0:11.89)	(0:12.99)		

Scratched: Eroica (#10)

- [] Position in running at each section and finish
- #: Saddle cloth number
- :--- No data available at this section
- DNF Did not finish
- NA No data available
- DNT Did not track
- █ Background shading for fastest section

Horse/Jockey Name	VOLCANIC EXPRESS/Kayla Crowther
Finish Rank	1
Fastest Section Time (Section)	0:10.67 (L800)
Top Speed [km/h] (Section)	70.0 (Overall)
Race State	Finished



Thomas Farms RC Murray Bridge SA - Professional

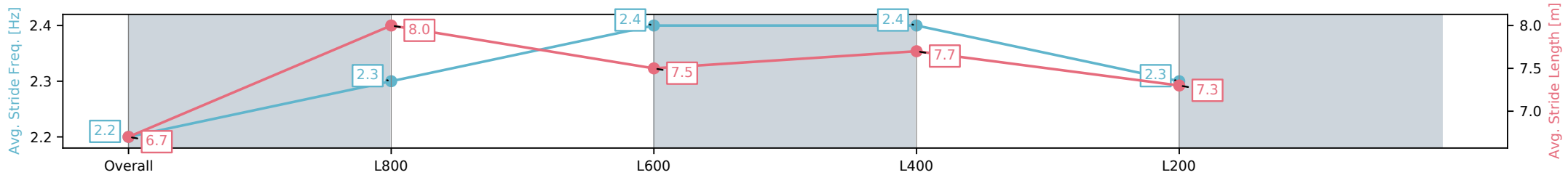
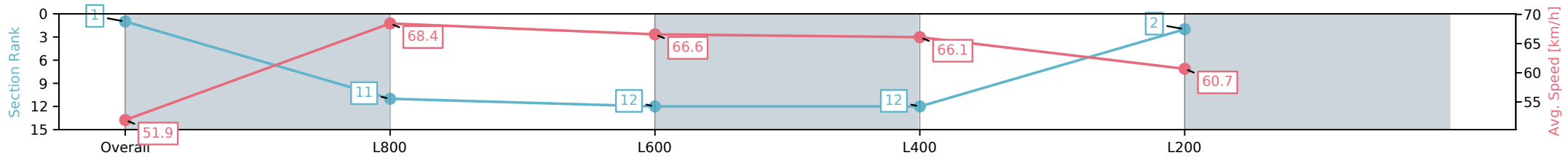
Race 7: Fred Vella Tyre & Crash Repairs Handicap - 1000m

21 December 2024 - 4:08PM

Track Rating: Good 4, Weather: Fine, Rail Position: +3m 1200m
Chute, True Remainder



Section	Overall	L800	L600	L400	L200
Section Times	0:58.48 [1] (0:13.90)	0:44.58 [11] (0:10.67)	0:33.91 [12] (0:11.14)	0:22.77 [12] (0:10.91)	0:11.86 [2] (0:11.86)
Average Speed [km/h]	51.9	68.4	66.6	66.1	60.7
Top Speed [km/h]	67.9	70.0	68.0	67.9	64.6
Avg. Dist. to Rail [m]	5.7	5.8	7.0	10.8	10.7
Avg. Stride Freq. [Hz]	2.2	2.3	2.4	2.4	2.3
Avg. Stride Length [m]	6.7	8.0	7.5	7.7	7.3



- [] Ranking at each section and finish
- :-:- No data available at this section
- NA No data available

Horse/Jockey Name	SABERMETRIC/Sairyn Fawke
Finish Rank	2
Fastest Section Time (Section)	0:10.69 (L800)
Top Speed [km/h] (Section)	69.4 (Overall)
Race State	Finished



Thomas Farms RC Murray Bridge SA - Professional

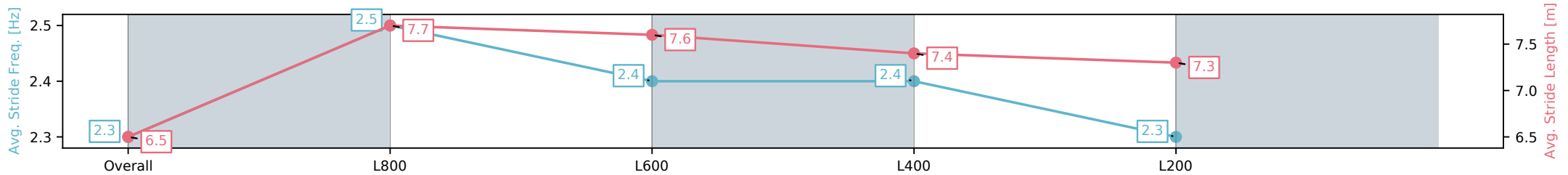
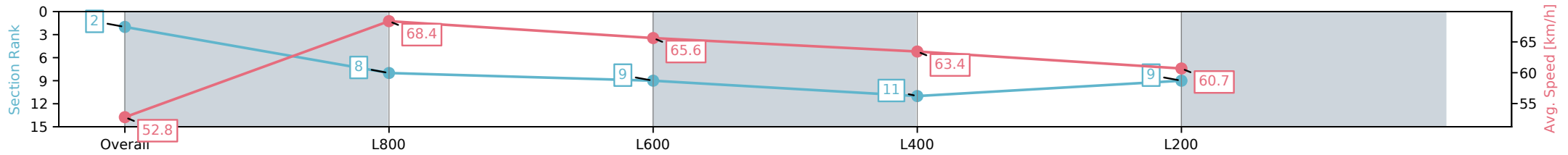
Race 7: Fred Vella Tyre & Crash Repairs Handicap - 1000m

21 December 2024 - 4:08PM

Track Rating: Good 4, Weather: Fine, Rail Position: +3m 1200m
Chute, True Remainder



Section	Overall	L800	L600	L400	L200
Section Times	0:58.74 [2] (0:13.65)	0:45.09 [8] (0:10.69)	0:34.40 [9] (0:11.19)	0:23.21 [11] (0:11.35)	0:11.86 [9] (0:11.86)
Average Speed [km/h]	52.8	68.4	65.6	63.4	60.7
Top Speed [km/h]	68.1	69.4	67.6	66.3	61.9
Avg. Dist. to Rail [m]	2.9	5.4	4.6	7.4	11.5
Avg. Stride Freq. [Hz]	2.3	2.5	2.4	2.4	2.3
Avg. Stride Length [m]	6.5	7.7	7.6	7.4	7.3



- [] Ranking at each section and finish
- :-:- No data available at this section
- NA No data available

Horse/Jockey Name	SIOUX WARRIOR/Jake Toeroek
Finish Rank	3
Fastest Section Time (Section)	0:10.62 (L800)
Top Speed [km/h] (Section)	70.1 (Overall)
Race State	Finished



Thomas Farms RC Murray Bridge SA - Professional

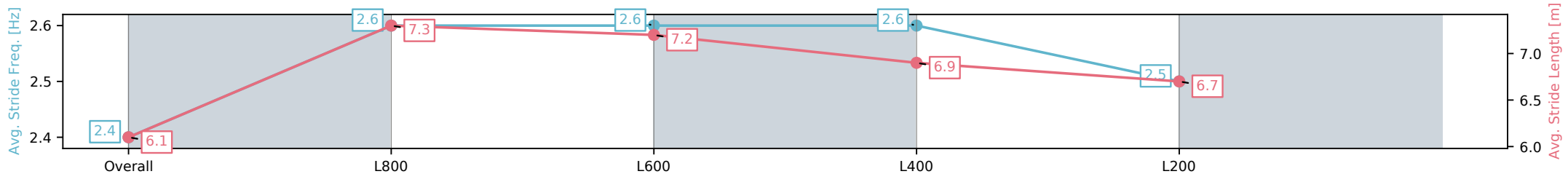
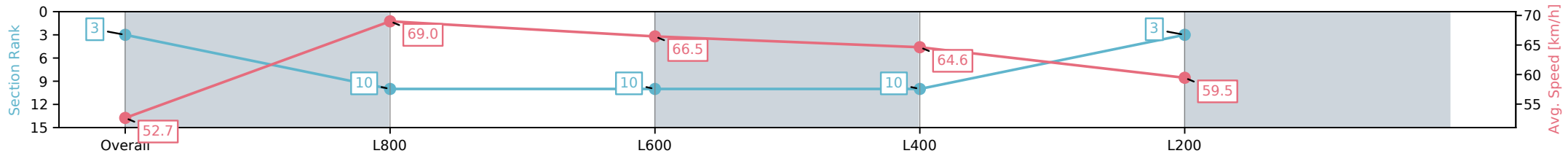
Race 7: Fred Vella Tyre & Crash Repairs Handicap - 1000m

21 December 2024 - 4:08PM

Track Rating: Good 4, Weather: Fine, Rail Position: +3m 1200m
Chute, True Remainder



Section	Overall	L800	L600	L400	L200
Section Times	0:58.77 [3] (0:13.73)	0:45.04 [10] (0:10.62)	0:34.42 [10] (0:11.16)	0:23.26 [10] (0:11.15)	0:12.11 [3] (0:12.11)
Average Speed [km/h]	52.7	69.0	66.5	64.6	59.5
Top Speed [km/h]	68.1	70.1	67.1	66.0	62.6
Avg. Dist. to Rail [m]	8.6	6.8	7.0	9.7	10.5
Avg. Stride Freq. [Hz]	2.4	2.6	2.6	2.6	2.5
Avg. Stride Length [m]	6.1	7.3	7.2	6.9	6.7



[] Ranking at each section and finish
 -:-:- No data available at this section
 NA No data available

Horse/Jockey Name	STARTIDE/Todd Pannell
Finish Rank	4
Fastest Section Time (Section)	0:10.51 (L800)
Top Speed [km/h] (Section)	70.5 (Overall)
Race State	Finished



Thomas Farms RC Murray Bridge SA - Professional

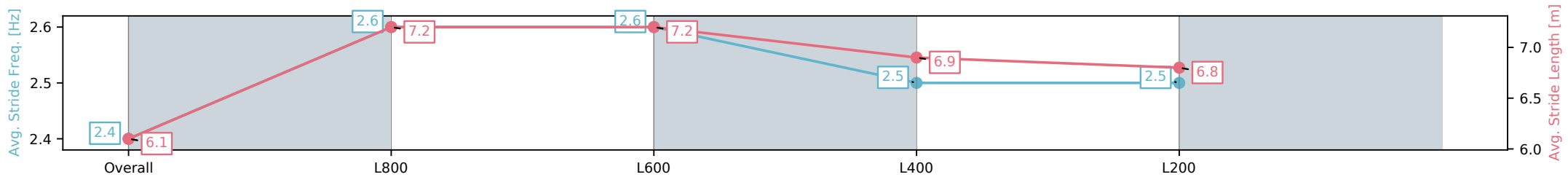
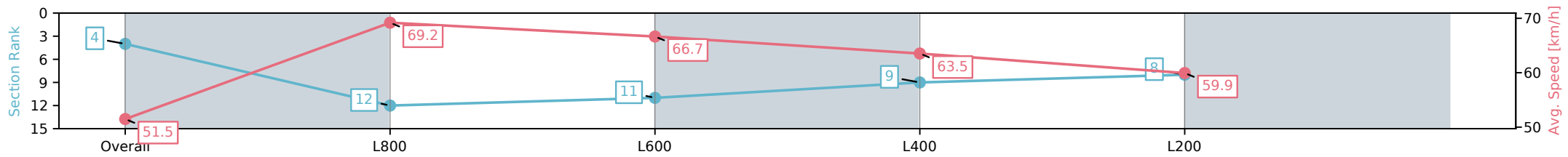
Race 7: Fred Vella Tyre & Crash Repairs Handicap - 1000m

21 December 2024 - 4:08PM

Track Rating: Good 4, Weather: Fine, Rail Position: +3m 1200m
Chute, True Remainder



Section	Overall	L800	L600	L400	L200
Section Times	0:58.82 [4] (0:13.98)	0:44.84 [12] (0:10.51)	0:34.33 [11] (0:10.98)	0:23.35 [9] (0:11.33)	0:12.02 [8] (0:12.02)
Average Speed [km/h]	51.5	69.2	66.7	63.5	59.9
Top Speed [km/h]	68.9	70.5	67.3	65.8	62.8
Avg. Dist. to Rail [m]	3.9	4.1	4.0	7.2	8.3
Avg. Stride Freq. [Hz]	2.4	2.6	2.6	2.5	2.5
Avg. Stride Length [m]	6.1	7.2	7.2	6.9	6.8



- [] Ranking at each section and finish
- :-:- No data available at this section
- NA No data available

Horse/Jockey Name	KOVA/Matthew Chadwick
Finish Rank	5
Fastest Section Time (Section)	0:10.67 (L800)
Top Speed [km/h] (Section)	70.3 (Overall)
Race State	Finished



Thomas Farms RC Murray Bridge SA - Professional

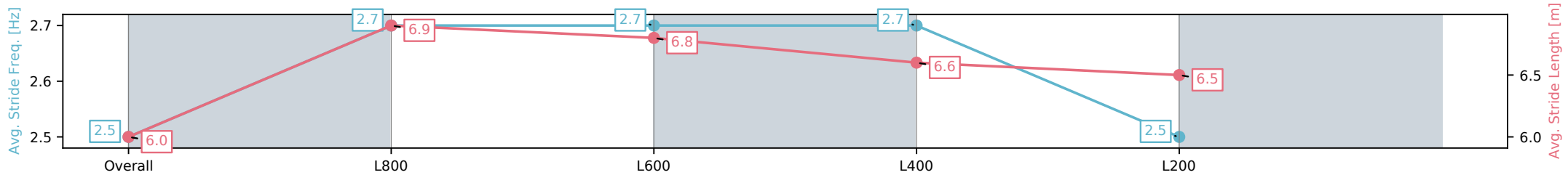
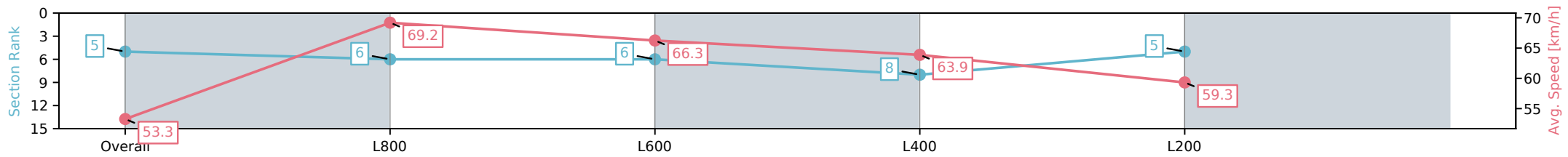
Race 7: Fred Vella Tyre & Crash Repairs Handicap - 1000m

21 December 2024 - 4:08PM

Track Rating: Good 4, Weather: Fine, Rail Position: +3m 1200m
Chute, True Remainder



Section	Overall	L800	L600	L400	L200
Section Times	0:58.84 [5] (0:13.56)	0:45.28 [6] (0:10.67)	0:34.61 [6] (0:11.20)	0:23.41 [8] (0:11.27)	0:12.14 [5] (0:12.14)
Average Speed [km/h]	53.3	69.2	66.3	63.9	59.3
Top Speed [km/h]	67.8	70.3	67.7	65.9	61.7
Avg. Dist. to Rail [m]	9.7	8.8	7.3	9.8	11.4
Avg. Stride Freq. [Hz]	2.5	2.7	2.7	2.7	2.5
Avg. Stride Length [m]	6.0	6.9	6.8	6.6	6.5



- [] Ranking at each section and finish
- :-:- No data available at this section
- NA No data available

Horse/Jockey Name	THE MAGISTRATE/Rochelle Milnes
Finish Rank	6
Fastest Section Time (Section)	0:10.68 (L800)
Top Speed [km/h] (Section)	69.4 (Overall)
Race State	Finished



Thomas Farms RC Murray Bridge SA - Professional

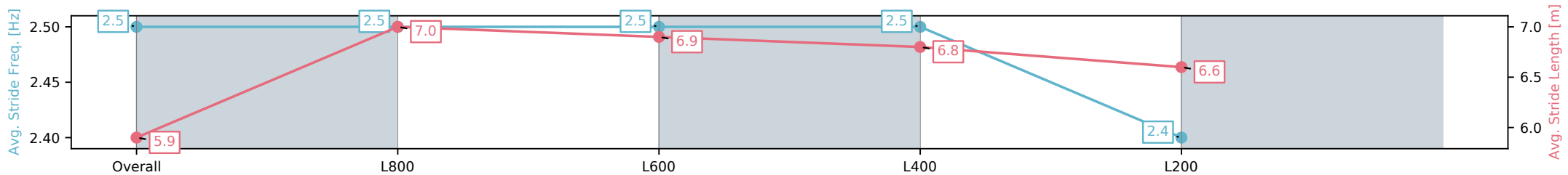
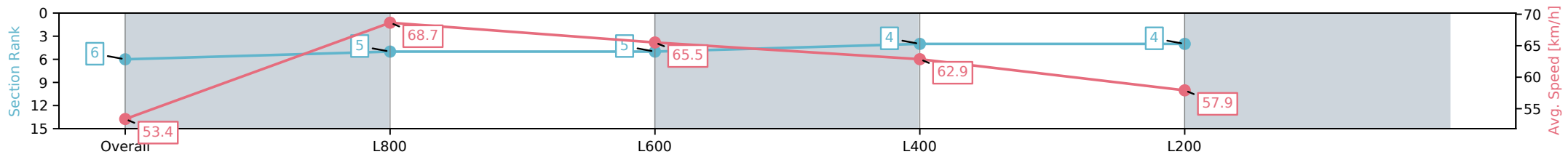
Race 7: Fred Vella Tyre & Crash Repairs Handicap - 1000m

21 December 2024 - 4:08PM

Track Rating: Good 4, Weather: Fine, Rail Position: +3m 1200m
Chute, True Remainder



Section	Overall	L800	L600	L400	L200
Section Times	0:59.13 [6] (0:13.50)	0:45.63 [5] (0:10.68)	0:34.95 [5] (0:11.07)	0:23.88 [4] (0:11.45)	0:12.43 [4] (0:12.43)
Average Speed [km/h]	53.4	68.7	65.5	62.9	57.9
Top Speed [km/h]	68.5	69.4	66.5	65.3	61.1
Avg. Dist. to Rail [m]	11.0	6.5	1.9	3.0	4.0
Avg. Stride Freq. [Hz]	2.5	2.5	2.5	2.5	2.4
Avg. Stride Length [m]	5.9	7.0	6.9	6.8	6.6



- [] Ranking at each section and finish
- :-:- No data available at this section
- NA No data available

Horse/Jockey Name	BEEN OUR ANGEL/Jason Holder
Finish Rank	7
Fastest Section Time (Section)	0:10.59 (L800)
Top Speed [km/h] (Section)	70.7 (Overall)
Race State	Finished



Thomas Farms RC Murray Bridge SA - Professional

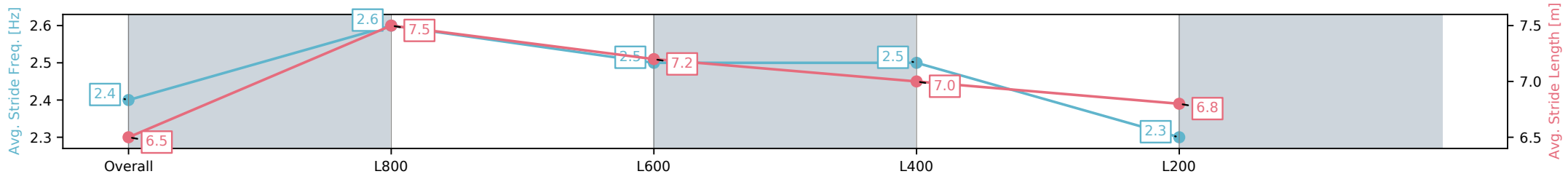
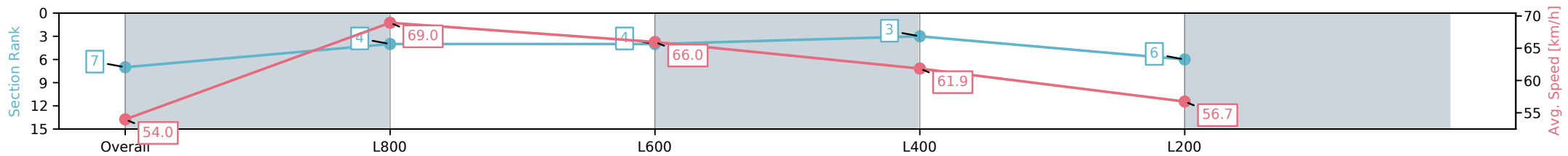
Race 7: Fred Vella Tyre & Crash Repairs Handicap - 1000m

21 December 2024 - 4:08PM

Track Rating: Good 4, Weather: Fine, Rail Position: +3m 1200m
Chute, True Remainder



Section	Overall	L800	L600	L400	L200
Section Times	0:59.43 [7] (0:13.38)	0:46.05 [4] (0:10.59)	0:35.46 [4] (0:11.14)	0:24.32 [3] (0:11.64)	0:12.68 [6] (0:12.68)
Average Speed [km/h]	54.0	69.0	66.0	61.9	56.7
Top Speed [km/h]	68.5	70.7	67.0	65.1	58.4
Avg. Dist. to Rail [m]	7.4	5.0	4.5	4.3	4.6
Avg. Stride Freq. [Hz]	2.4	2.6	2.5	2.5	2.3
Avg. Stride Length [m]	6.5	7.5	7.2	7.0	6.8



[] Ranking at each section and finish
 -:-:- No data available at this section
 NA No data available

Horse/Jockey Name	ROYAL TYKE/Alan Lai
Finish Rank	8
Fastest Section Time (Section)	0:10.39 (L800)
Top Speed [km/h] (Section)	71.1 (Overall)
Race State	Finished



Thomas Farms RC Murray Bridge SA - Professional

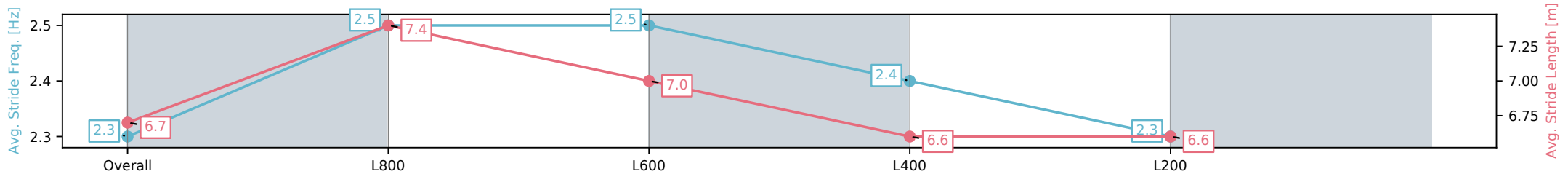
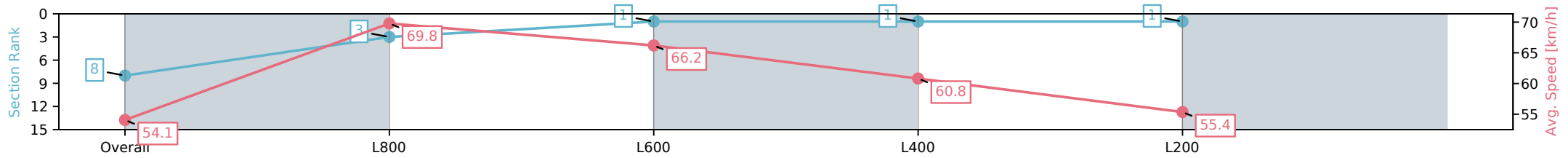
Race 7: Fred Vella Tyre & Crash Repairs Handicap - 1000m

21 December 2024 - 4:08PM

Track Rating: Good 4, Weather: Fine, Rail Position: +3m 1200m
Chute, True Remainder



Section	Overall	L800	L600	L400	L200
Section Times	0:59.48 [8] (0:13.33)	0:46.15 [3] (0:10.39)	0:35.76 [1] (0:10.93)	0:24.83 [1] (0:11.84)	0:12.99 [1] (0:12.99)
Average Speed [km/h]	54.1	69.8	66.2	60.8	55.4
Top Speed [km/h]	68.9	71.1	67.6	64.5	58.4
Avg. Dist. to Rail [m]	5.3	2.6	1.5	2.5	4.1
Avg. Stride Freq. [Hz]	2.3	2.5	2.5	2.4	2.3
Avg. Stride Length [m]	6.7	7.4	7.0	6.6	6.6



- [] Ranking at each section and finish
- :-:- No data available at this section
- NA No data available

Horse/Jockey Name	BRISTLER/Alana Livesey
Finish Rank	9
Fastest Section Time (Section)	0:10.64 (L800)
Top Speed [km/h] (Section)	70.6 (Overall)
Race State	Finished



Thomas Farms RC Murray Bridge SA - Professional

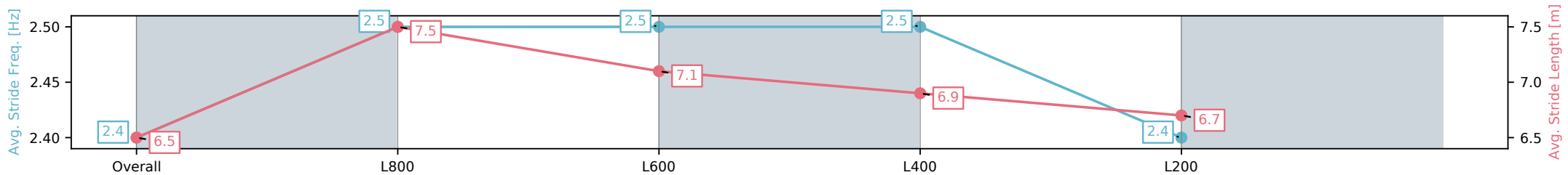
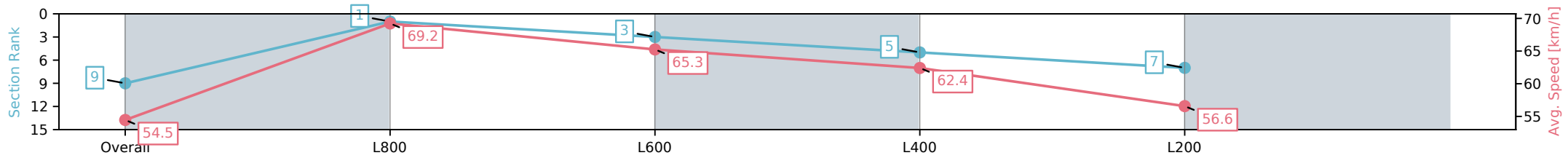
Race 7: Fred Vella Tyre & Crash Repairs Handicap - 1000m

21 December 2024 - 4:08PM

Track Rating: Good 4, Weather: Fine, Rail Position: +3m 1200m
Chute, True Remainder



Section	Overall	L800	L600	L400	L200
Section Times	0:59.52 [9] (0:13.26)	0:46.26 [1] (0:10.64)	0:35.62 [3] (0:11.36)	0:24.26 [5] (0:11.52)	0:12.74 [7] (0:12.74)
Average Speed [km/h]	54.5	69.2	65.3	62.4	56.6
Top Speed [km/h]	68.6	70.6	66.5	64.3	59.9
Avg. Dist. to Rail [m]	12.3	8.6	6.6	7.9	8.2
Avg. Stride Freq. [Hz]	2.4	2.5	2.5	2.5	2.4
Avg. Stride Length [m]	6.5	7.5	7.1	6.9	6.7



- [] Ranking at each section and finish
- :-:- No data available at this section
- NA No data available

Horse/Jockey Name	MY RUBY/Margaret Collett
Finish Rank	10
Fastest Section Time (Section)	0:10.61 (L800)
Top Speed [km/h] (Section)	69.8 (Overall)
Race State	Finished



Thomas Farms RC Murray Bridge SA - Professional

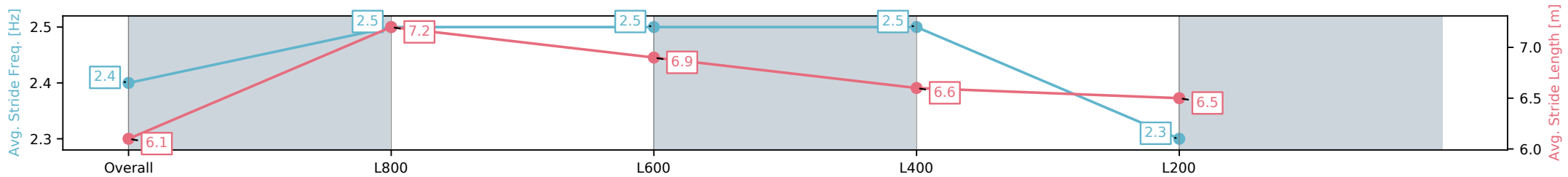
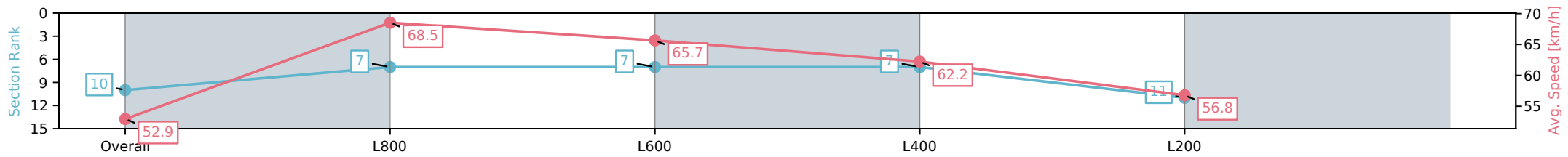
Race 7: Fred Vella Tyre & Crash Repairs Handicap - 1000m

21 December 2024 - 4:08PM

Track Rating: Good 4, Weather: Fine, Rail Position: +3m 1200m
Chute, True Remainder



Section	Overall	L800	L600	L400	L200
Section Times	0:59.65 [10] (0:13.64)	0:46.01 [7] (0:10.61)	0:35.40 [7] (0:11.14)	0:24.26 [7] (0:11.56)	0:12.69 [11] (0:12.69)
Average Speed [km/h]	52.9	68.5	65.7	62.2	56.8
Top Speed [km/h]	68.4	69.8	66.5	64.7	59.9
Avg. Dist. to Rail [m]	3.1	4.2	3.3	4.9	6.9
Avg. Stride Freq. [Hz]	2.4	2.5	2.5	2.5	2.3
Avg. Stride Length [m]	6.1	7.2	6.9	6.6	6.5



- [] Ranking at each section and finish
- :-:- No data available at this section
- NA No data available

Horse/Jockey Name	QEYAADY/Taylor Johnstone
Finish Rank	11
Fastest Section Time (Section)	0:10.63 (L800)
Top Speed [km/h] (Section)	69.4 (Overall)
Race State	Finished



Thomas Farms RC Murray Bridge SA - Professional

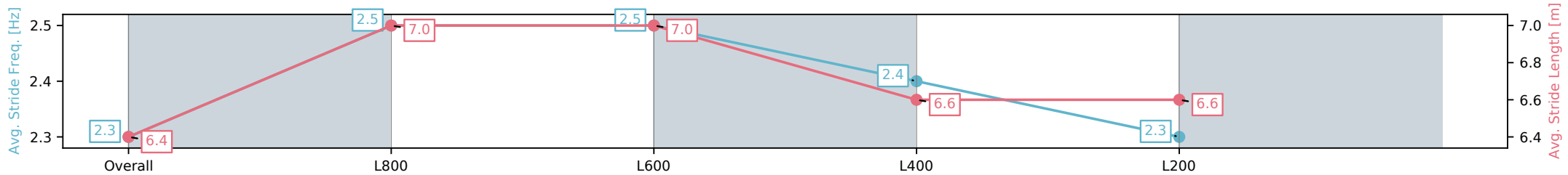
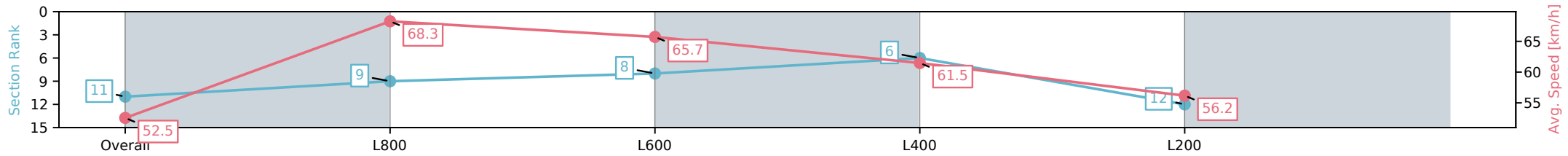
Race 7: Fred Vella Tyre & Crash Repairs Handicap - 1000m

21 December 2024 - 4:08PM

Track Rating: Good 4, Weather: Fine, Rail Position: +3m 1200m
Chute, True Remainder



Section	Overall	L800	L600	L400	L200
Section Times	0:59.89 [11] (0:13.70)	0:46.19 [9] (0:10.63)	0:35.56 [8] (0:11.04)	0:24.52 [6] (0:11.70)	0:12.82 [12] (0:12.82)
Average Speed [km/h]	52.5	68.3	65.7	61.5	56.2
Top Speed [km/h]	68.0	69.4	66.8	64.5	57.1
Avg. Dist. to Rail [m]	2.0	3.1	1.7	3.1	3.6
Avg. Stride Freq. [Hz]	2.3	2.5	2.5	2.4	2.3
Avg. Stride Length [m]	6.4	7.0	7.0	6.6	6.6



- [] Ranking at each section and finish
- :-:- No data available at this section
- NA No data available

Horse/Jockey Name	EMERALD COURT/Justin Potter
Finish Rank	12
Fastest Section Time (Section)	0:10.52 (L800)
Top Speed [km/h] (Section)	70.4 (Overall)
Race State	Finished



Thomas Farms RC Murray Bridge SA - Professional

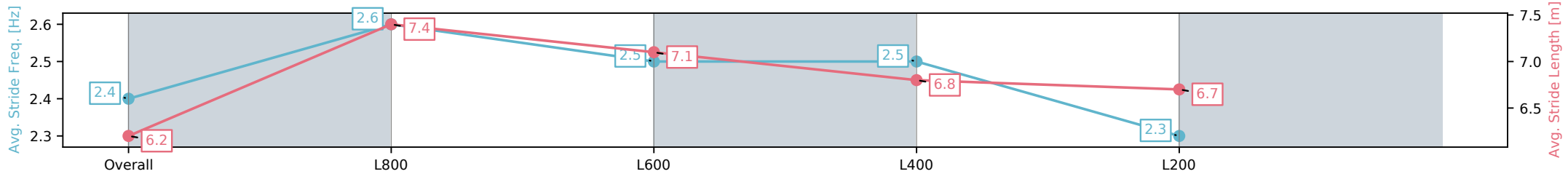
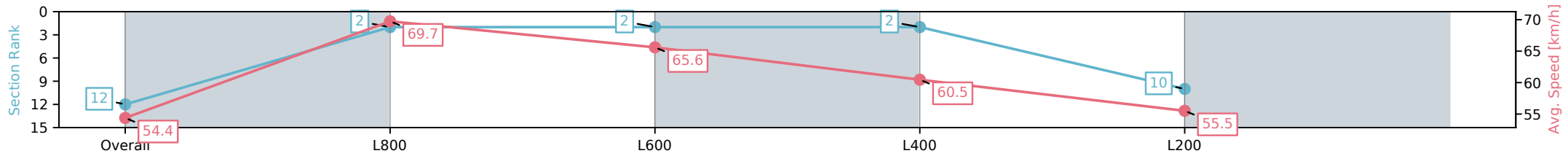
Race 7: Fred Vella Tyre & Crash Repairs Handicap - 1000m

21 December 2024 - 4:08PM

Track Rating: Good 4, Weather: Fine, Rail Position: +3m 1200m
Chute, True Remainder



Section	Overall	L800	L600	L400	L200
Section Times	0:59.91 [12] (0:13.28)	0:46.63 [2] (0:10.52)	0:36.11 [2] (0:11.23)	0:24.88 [2] (0:11.89)	0:12.99 [10] (0:12.99)
Average Speed [km/h]	54.4	69.7	65.6	60.5	55.5
Top Speed [km/h]	70.1	70.4	67.5	64.0	56.4
Avg. Dist. to Rail [m]	8.3	6.6	5.0	4.0	5.0
Avg. Stride Freq. [Hz]	2.4	2.6	2.5	2.5	2.3
Avg. Stride Length [m]	6.2	7.4	7.1	6.8	6.7



- [] Ranking at each section and finish
- :-:- No data available at this section
- NA No data available