



RACINGSA

Thomas Farms RC Murray Bridge SA

Race 5: Chapman Heavy Mechanical Handicap - 1200m

21 December 2024 - 2:48PM



Murray Bridge
Racing Club

Track Rating: Good 4, Weather: Fine, Rail Position: +3m 1200m Chute, True Remainder

| Section Field Times | | | | | | | Overall | L1000 | L800 | L600 | L400 | L200 | | |
|---------------------|----|--|---------|-------------------|---------------------|------------|----------------------|---------------------------|---------------------------|---------------------------|---------------------------|---------------------------|------------------------------------|----|
| | | | | | | | 1:10.76 (0:13.33) | 0:57.43 (0:10.80) | 0:46.62 (0:11.16) | 0:35.46 (0:11.52) | 0:23.95 (0:11.74) | 0:12.20 (0:12.20) | | |
| Position | # | Horse/Jockey | Barrier | Top Speed [km/h] | Fastest Section | First 400m | | | | | | Margin | Distance Travelled From Winner [m] | |
| 1 | 4 | JAZZ AFFAIR Jake Toeroek | 8 | 68.3 1200-1000 | 0:10.78 1000-800 | 0:24.96 | 1:10.76 (0:14.18) | 0:56.58 [10] (0:10.78) | 0:45.80 [9] (0:11.11) | 0:34.69 [8] (0:11.35) | 0:23.34 [7] (0:11.35) | 0:11.99 [4] (0:11.99) | 1:10.76 | |
| 2 | 9 | SUPER ALANA Kayla Crowther | 7 | 68.0 1200-1000 | 0:10.80 1000-800 | 0:24.13 | 1:11.07 (0:13.33) | 0:57.74 [1] (0:10.80) | 0:46.94 [1] (0:11.16) | 0:35.78 [1] (0:11.52) | 0:24.26 [1] (0:11.74) | 0:12.52 [1] (0:12.52) | 1.86L | -6 |
| 3 | 1 | UNDER AND OVER Rochelle Milnes | 5 | 68.7 1200-1000 | 0:10.82 1000-800 | 0:24.80 | 1:11.40 (0:13.98) | 0:57.42 [8] (0:10.82) | 0:46.60 [7] (0:11.05) | 0:35.55 [6] (0:11.45) | 0:24.10 [6] (0:11.43) | 0:12.67 [2] (0:12.67) | 3.86L | -6 |
| 4 | 2 | LUNAR SOLAR Matthew Chadwick | 6 | 67.3 1200-1000 | 0:10.92 1000-800 | 0:24.99 | 1:11.51 (0:14.07) | 0:57.44 [9] (0:10.92) | 0:46.52 [10] (0:11.15) | 0:35.37 [10] (0:11.57) | 0:23.79 [10] (0:11.41) | 0:12.38 [8] (0:12.38) | 4.56L | -4 |
| 5 | 10 | VALENTINA CHARM Justin Potter | 3 | 67.5 1200-1000 | 0:10.95 1000-800 | 0:24.77 | 1:11.52 (0:13.82) | 0:57.70 [6] (0:10.95) | 0:46.75 [6] (0:11.33) | 0:35.42 [9] (0:11.52) | 0:23.90 [9] (0:11.52) | 0:12.38 [9] (0:12.38) | 4.6L | -1 |
| 6 | 6 | BILLIE BRONX Alana Livesey | 9 | 67.7 1200-1000 | 0:10.80 1000-800 | 0:24.42 | 1:11.55 (0:13.62) | 0:57.93 [3] (0:10.80) | 0:47.13 [3] (0:11.28) | 0:35.84 [5] (0:11.45) | 0:24.39 [3] (0:11.60) | 0:12.79 [3] (0:12.79) | 4.78L | -2 |
| 7 | 3 | GEMINGA Todd Pannell | 1 | 67.4 1200-1000 | 0:10.82 1000-800 | 0:24.52 | 1:11.58 (0:13.70) | 0:57.88 [4] (0:10.82) | 0:47.06 [4] (0:11.16) | 0:35.90 [4] (0:11.51) | 0:24.39 [4] (0:11.69) | 0:12.70 [6] (0:12.70) | 4.96L | -3 |
| 8 | 5 | LUCKY FORTUNA Jessica Tzaferis | 2 | 67.5 1200-1000 | 0:10.86 1000-800 | 0:24.26 | 1:11.77 (0:13.40) | 0:58.37 [2] (0:10.86) | 0:47.51 [2] (0:11.08) | 0:36.43 [2] (0:11.49) | 0:24.94 [2] (0:11.97) | 0:12.97 [5] (0:12.97) | 6.15L | -4 |
| 9 | 7 | LIMBERING Jacob Opperman | 10 | 68.0 1000-800 | 0:10.82 1000-800 | 0:24.63 | 1:11.84 (0:13.81) | 0:58.03 [5] (0:10.82) | 0:47.21 [5] (0:11.01) | 0:36.20 [3] (0:11.57) | 0:24.62 [5] (0:11.75) | 0:12.87 [7] (0:12.87) | 6.56L | +1 |
| 10 | 8 | NURYS Alice Lindsay | 4 | 67.7 1200-1000 | 0:10.93 1000-800 | 0:24.88 | 1:12.42 (0:13.95) | 0:58.47 [7] (0:10.93) | 0:47.54 [8] (0:11.15) | 0:36.39 [7] (0:11.53) | 0:24.86 [8] (0:11.90) | 0:12.96 [10] (0:12.96) | 10.12L | -6 |

Scratched: Covert Witness (#11)

Report Created: Sat 21 December 2024 15:36:43 GMT+11 (Note: Timing is based on positional data)

- [] Position in running at each section and finish
- #: Saddle cloth number
- : No data available at this section
- DNF: Did not finish
- NA: No data available
- DNT: Did not track
- █ Background shading for fastest section

| | |
|--------------------------------|--------------------------|
| Horse/Jockey Name | JAZZ AFFAIR/Jake Toeroek |
| Finish Rank | 1 |
| Fastest Section Time (Section) | 0:10.78 (L1000) |
| Top Speed [km/h] (Section) | 68.3 (Overall) |
| Race State | Finished |



Thomas Farms RC Murray Bridge SA - Professional

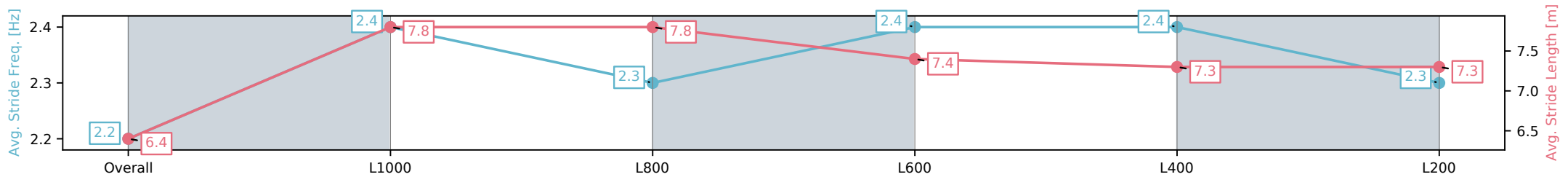
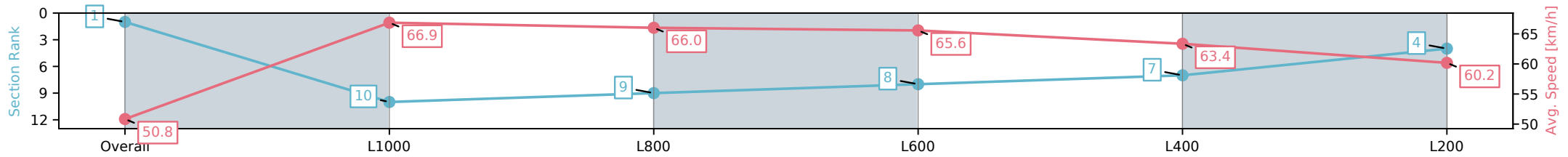
Race 5: Chapman Heavy Mechanical Handicap - 1200m

21 December 2024 - 2:48PM

Track Rating: Good 4, Weather: Fine, Rail Position: +3m 1200m
Chute, True Remainder



| Section | Overall | L1000 | L800 | L600 | L400 | L200 |
|------------------------|--------------------------|---------------------------|--------------------------|--------------------------|--------------------------|--------------------------|
| Section Times | 1:10.76 [1] (0:14.18) | 0:56.58 [10] (0:10.78) | 0:45.80 [9] (0:11.11) | 0:34.69 [8] (0:11.35) | 0:23.34 [7] (0:11.35) | 0:11.99 [4] (0:11.99) |
| Average Speed [km/h] | 50.8 | 66.9 | 66.0 | 65.6 | 63.4 | 60.2 |
| Top Speed [km/h] | 64.2 | 68.3 | 67.7 | 66.9 | 64.6 | 63.2 |
| Avg. Dist. to Rail [m] | 3.4 | 3.8 | 6.5 | 7.3 | 10.4 | 9.4 |
| Avg. Stride Freq. [Hz] | 2.2 | 2.4 | 2.3 | 2.4 | 2.4 | 2.3 |
| Avg. Stride Length [m] | 6.4 | 7.8 | 7.8 | 7.4 | 7.3 | 7.3 |



- [] Ranking at each section and finish
- :-:- No data available at this section
- NA No data available

| | |
|--------------------------------|----------------------------|
| Horse/Jockey Name | SUPER ALANA/Kayla Crowther |
| Finish Rank | 2 |
| Fastest Section Time (Section) | 0:10.80 (L1000) |
| Top Speed [km/h] (Section) | 68.0 (Overall) |
| Race State | Finished |



Thomas Farms RC Murray Bridge SA - Professional

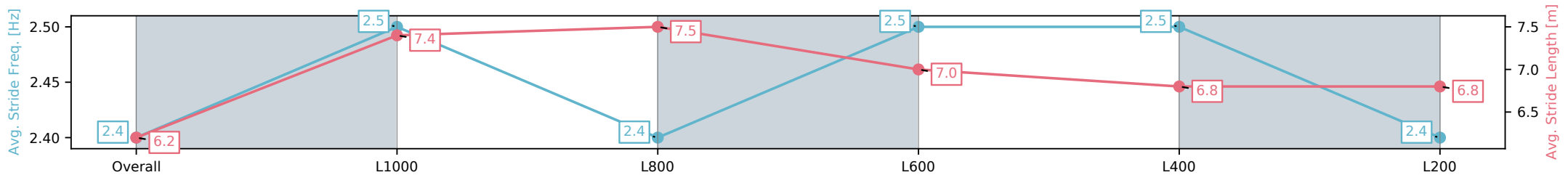
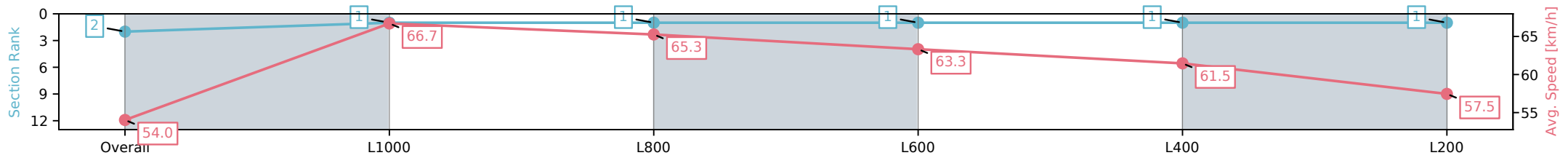
Race 5: Chapman Heavy Mechanical Handicap - 1200m

21 December 2024 - 2:48PM

Track Rating: Good 4, Weather: Fine, Rail Position: +3m 1200m
Chute, True Remainder



| Section | Overall | L1000 | L800 | L600 | L400 | L200 |
|------------------------|--------------------------|--------------------------|--------------------------|--------------------------|--------------------------|--------------------------|
| Section Times | 1:11.07 [2] (0:13.33) | 0:57.74 [1] (0:10.80) | 0:46.94 [1] (0:11.16) | 0:35.78 [1] (0:11.52) | 0:24.26 [1] (0:11.74) | 0:12.52 [1] (0:12.52) |
| Average Speed [km/h] | 54.0 | 66.7 | 65.3 | 63.3 | 61.5 | 57.5 |
| Top Speed [km/h] | 66.8 | 68.0 | 66.3 | 65.1 | 62.2 | 60.6 |
| Avg. Dist. to Rail [m] | 2.5 | 3.3 | 4.5 | 3.2 | 5.8 | 7.0 |
| Avg. Stride Freq. [Hz] | 2.4 | 2.5 | 2.4 | 2.5 | 2.5 | 2.4 |
| Avg. Stride Length [m] | 6.2 | 7.4 | 7.5 | 7.0 | 6.8 | 6.8 |



- [] Ranking at each section and finish
- :-:- No data available at this section
- NA No data available

| | |
|--------------------------------|--------------------------------|
| Horse/Jockey Name | UNDER AND OVER/Rochelle Milnes |
| Finish Rank | 3 |
| Fastest Section Time (Section) | 0:10.82 (L1000) |
| Top Speed [km/h] (Section) | 68.7 (Overall) |
| Race State | Finished |



Thomas Farms RC Murray Bridge SA - Professional

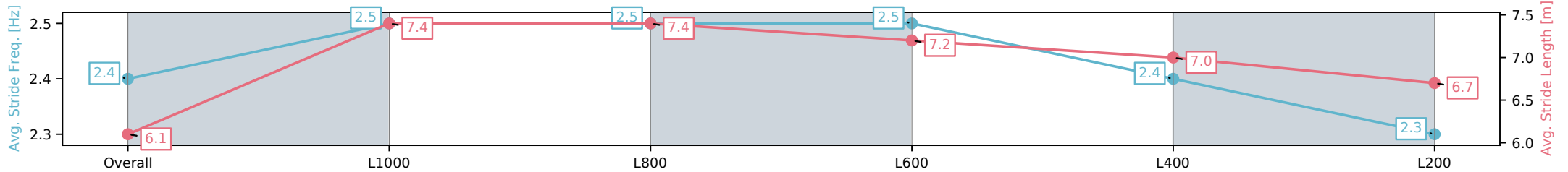
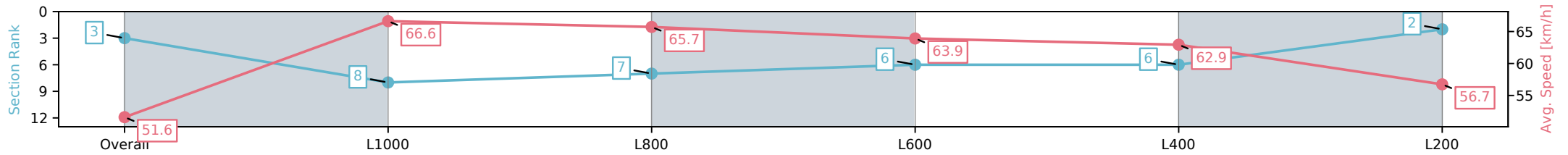
Race 5: Chapman Heavy Mechanical Handicap - 1200m

21 December 2024 - 2:48PM

Track Rating: Good 4, Weather: Fine, Rail Position: +3m 1200m
Chute, True Remainder



| Section | Overall | L1000 | L800 | L600 | L400 | L200 |
|------------------------|--------------------------|--------------------------|--------------------------|--------------------------|--------------------------|--------------------------|
| Section Times | 1:11.40 [3] (0:13.98) | 0:57.42 [8] (0:10.82) | 0:46.60 [7] (0:11.05) | 0:35.55 [6] (0:11.45) | 0:24.10 [6] (0:11.43) | 0:12.67 [2] (0:12.67) |
| Average Speed [km/h] | 51.6 | 66.6 | 65.7 | 63.9 | 62.9 | 56.7 |
| Top Speed [km/h] | 65.0 | 68.7 | 68.7 | 65.7 | 64.6 | 60.0 |
| Avg. Dist. to Rail [m] | 1.1 | 1.2 | 4.0 | 3.3 | 5.7 | 5.5 |
| Avg. Stride Freq. [Hz] | 2.4 | 2.5 | 2.5 | 2.5 | 2.4 | 2.3 |
| Avg. Stride Length [m] | 6.1 | 7.4 | 7.4 | 7.2 | 7.0 | 6.7 |



- [] Ranking at each section and finish
- :-:- No data available at this section
- NA No data available

| | |
|--------------------------------|------------------------------|
| Horse/Jockey Name | LUNAR SOLAR/Matthew Chadwick |
| Finish Rank | 4 |
| Fastest Section Time (Section) | 0:10.92 (L1000) |
| Top Speed [km/h] (Section) | 67.3 (Overall) |
| Race State | Finished |



Thomas Farms RC Murray Bridge SA - Professional

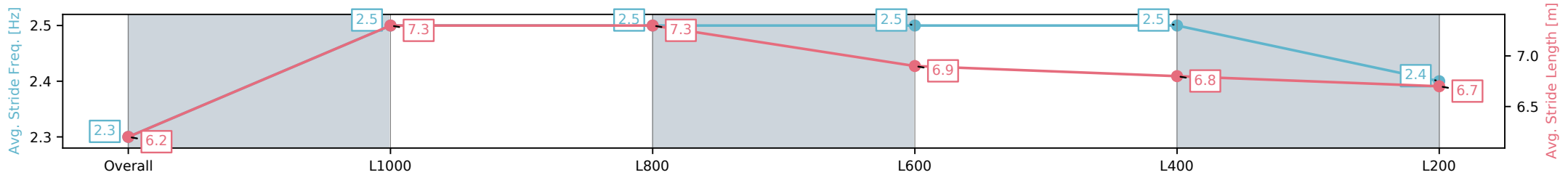
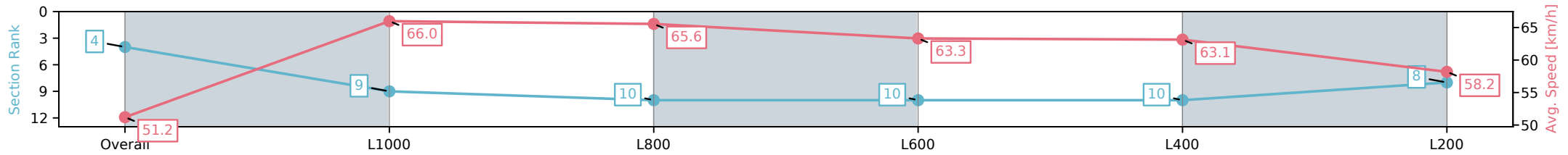
Race 5: Chapman Heavy Mechanical Handicap - 1200m

21 December 2024 - 2:48PM

Track Rating: Good 4, Weather: Fine, Rail Position: +3m 1200m
Chute, True Remainder



| Section | Overall | L1000 | L800 | L600 | L400 | L200 |
|------------------------|--------------------------|--------------------------|---------------------------|---------------------------|---------------------------|--------------------------|
| Section Times | 1:11.51 [4] (0:14.07) | 0:57.44 [9] (0:10.92) | 0:46.52 [10] (0:11.15) | 0:35.37 [10] (0:11.57) | 0:23.79 [10] (0:11.41) | 0:12.38 [8] (0:12.38) |
| Average Speed [km/h] | 51.2 | 66.0 | 65.6 | 63.3 | 63.1 | 58.2 |
| Top Speed [km/h] | 63.7 | 67.3 | 66.9 | 64.5 | 64.0 | 61.4 |
| Avg. Dist. to Rail [m] | 2.8 | 2.6 | 5.1 | 4.5 | 7.4 | 8.4 |
| Avg. Stride Freq. [Hz] | 2.3 | 2.5 | 2.5 | 2.5 | 2.5 | 2.4 |
| Avg. Stride Length [m] | 6.2 | 7.3 | 7.3 | 6.9 | 6.8 | 6.7 |



- [] Ranking at each section and finish
- :-:- No data available at this section
- NA No data available

| | |
|--------------------------------|-------------------------------|
| Horse/Jockey Name | VALENTINA CHARM/Justin Potter |
| Finish Rank | 5 |
| Fastest Section Time (Section) | 0:10.95 (L1000) |
| Top Speed [km/h] (Section) | 67.5 (Overall) |
| Race State | Finished |



Thomas Farms RC Murray Bridge SA - Professional

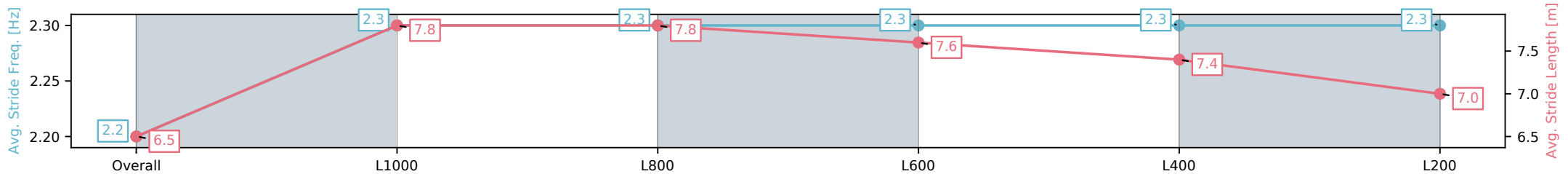
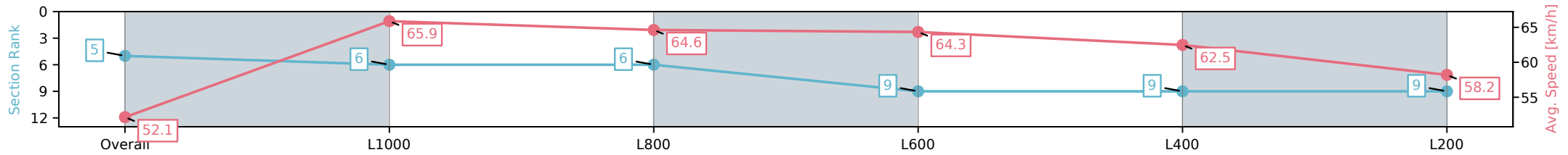
Race 5: Chapman Heavy Mechanical Handicap - 1200m

21 December 2024 - 2:48PM

Track Rating: Good 4, Weather: Fine, Rail Position: +3m 1200m
Chute, True Remainder



| Section | Overall | L1000 | L800 | L600 | L400 | L200 |
|------------------------|--------------------------|--------------------------|--------------------------|--------------------------|--------------------------|--------------------------|
| Section Times | 1:11.52 [5] (0:13.82) | 0:57.70 [6] (0:10.95) | 0:46.75 [6] (0:11.33) | 0:35.42 [9] (0:11.52) | 0:23.90 [9] (0:11.52) | 0:12.38 [9] (0:12.38) |
| Average Speed [km/h] | 52.1 | 65.9 | 64.6 | 64.3 | 62.5 | 58.2 |
| Top Speed [km/h] | 65.6 | 67.5 | 66.9 | 65.1 | 64.6 | 60.2 |
| Avg. Dist. to Rail [m] | 1.3 | 3.3 | 6.4 | 6.8 | 10.1 | 11.5 |
| Avg. Stride Freq. [Hz] | 2.2 | 2.3 | 2.3 | 2.3 | 2.3 | 2.3 |
| Avg. Stride Length [m] | 6.5 | 7.8 | 7.8 | 7.6 | 7.4 | 7.0 |



- [] Ranking at each section and finish
- :-:- No data available at this section
- NA No data available

| | |
|--------------------------------|----------------------------|
| Horse/Jockey Name | BILLIE BRONX/Alana Livesey |
| Finish Rank | 6 |
| Fastest Section Time (Section) | 0:10.80 (L1000) |
| Top Speed [km/h] (Section) | 67.7 (Overall) |
| Race State | Finished |



Thomas Farms RC Murray Bridge SA - Professional

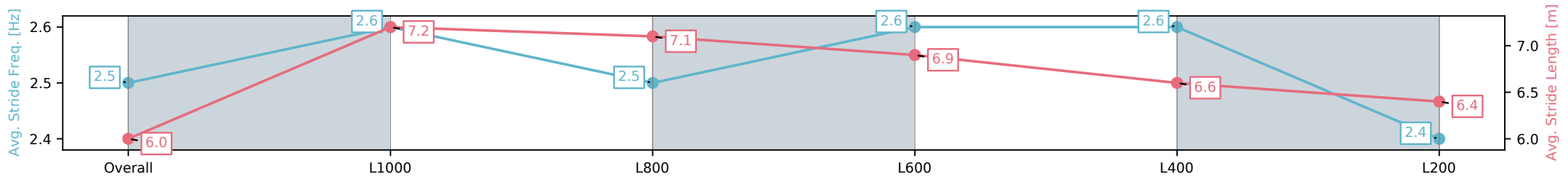
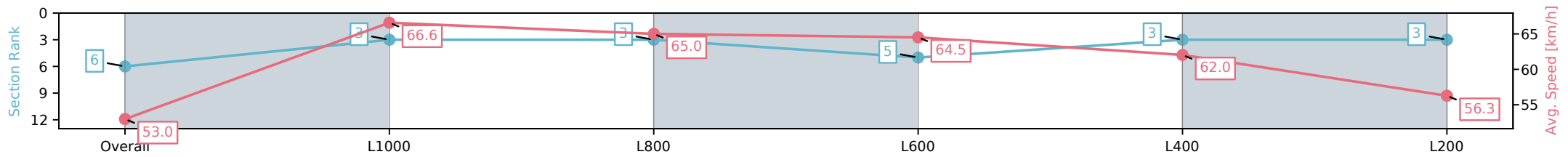
Race 5: Chapman Heavy Mechanical Handicap - 1200m

21 December 2024 - 2:48PM

Track Rating: Good 4, Weather: Fine, Rail Position: +3m 1200m
Chute, True Remainder



| Section | Overall | L1000 | L800 | L600 | L400 | L200 |
|------------------------|--------------------------|--------------------------|--------------------------|--------------------------|--------------------------|--------------------------|
| Section Times | 1:11.55 [6] (0:13.62) | 0:57.93 [3] (0:10.80) | 0:47.13 [3] (0:11.28) | 0:35.84 [5] (0:11.45) | 0:24.39 [3] (0:11.60) | 0:12.79 [3] (0:12.79) |
| Average Speed [km/h] | 53.0 | 66.6 | 65.0 | 64.5 | 62.0 | 56.3 |
| Top Speed [km/h] | 65.3 | 67.7 | 66.9 | 66.3 | 64.2 | 59.7 |
| Avg. Dist. to Rail [m] | 4.2 | 2.8 | 6.0 | 6.3 | 10.6 | 10.8 |
| Avg. Stride Freq. [Hz] | 2.5 | 2.6 | 2.5 | 2.6 | 2.6 | 2.4 |
| Avg. Stride Length [m] | 6.0 | 7.2 | 7.1 | 6.9 | 6.6 | 6.4 |



- [] Ranking at each section and finish
- :-:- No data available at this section
- NA No data available

| | |
|--------------------------------|----------------------|
| Horse/Jockey Name | GEMINGA/Todd Pannell |
| Finish Rank | 7 |
| Fastest Section Time (Section) | 0:10.82 (L1000) |
| Top Speed [km/h] (Section) | 67.4 (Overall) |
| Race State | Finished |



Thomas Farms RC Murray Bridge SA - Professional

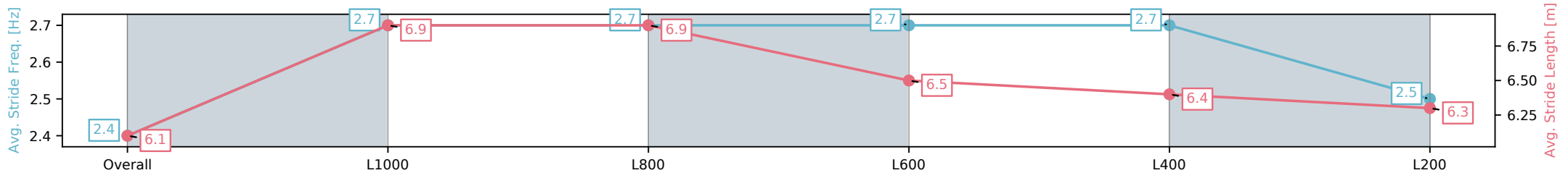
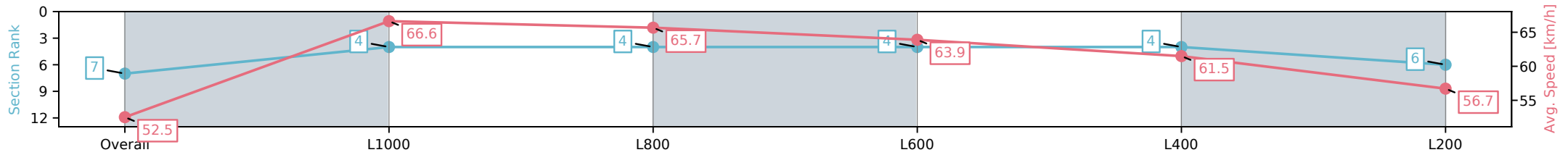
Race 5: Chapman Heavy Mechanical Handicap - 1200m

21 December 2024 - 2:48PM

Track Rating: Good 4, Weather: Fine, Rail Position: +3m 1200m
Chute, True Remainder



| Section | Overall | L1000 | L800 | L600 | L400 | L200 |
|------------------------|--------------------------|--------------------------|--------------------------|--------------------------|--------------------------|--------------------------|
| Section Times | 1:11.58 [7] (0:13.70) | 0:57.88 [4] (0:10.82) | 0:47.06 [4] (0:11.16) | 0:35.90 [4] (0:11.51) | 0:24.39 [4] (0:11.69) | 0:12.70 [6] (0:12.70) |
| Average Speed [km/h] | 52.5 | 66.6 | 65.7 | 63.9 | 61.5 | 56.7 |
| Top Speed [km/h] | 65.4 | 67.4 | 67.1 | 64.8 | 63.9 | 59.5 |
| Avg. Dist. to Rail [m] | 1.4 | 2.1 | 6.0 | 4.6 | 5.5 | 5.6 |
| Avg. Stride Freq. [Hz] | 2.4 | 2.7 | 2.7 | 2.7 | 2.7 | 2.5 |
| Avg. Stride Length [m] | 6.1 | 6.9 | 6.9 | 6.5 | 6.4 | 6.3 |



- [] Ranking at each section and finish
- :-:- No data available at this section
- NA No data available

| | |
|--------------------------------|--------------------------------|
| Horse/Jockey Name | LUCKY FORTUNA/Jessica Tzaferis |
| Finish Rank | 8 |
| Fastest Section Time (Section) | 0:10.86 (L1000) |
| Top Speed [km/h] (Section) | 67.5 (Overall) |
| Race State | Finished |



Thomas Farms RC Murray Bridge SA - Professional

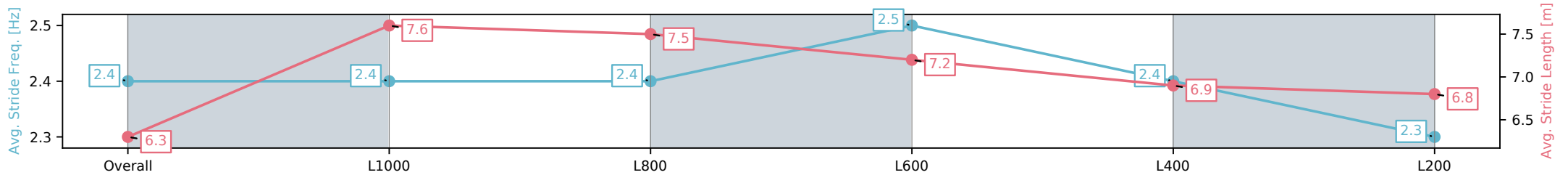
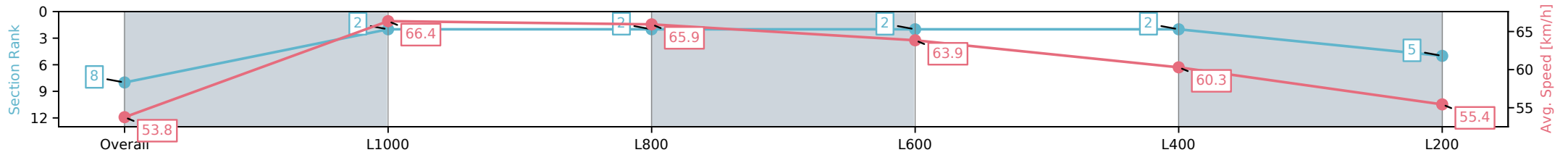
Race 5: Chapman Heavy Mechanical Handicap - 1200m

21 December 2024 - 2:48PM

Track Rating: Good 4, Weather: Fine, Rail Position: +3m 1200m
Chute, True Remainder



| Section | Overall | L1000 | L800 | L600 | L400 | L200 |
|------------------------|--------------------------|--------------------------|--------------------------|--------------------------|--------------------------|--------------------------|
| Section Times | 1:11.77 [8] (0:13.40) | 0:58.37 [2] (0:10.86) | 0:47.51 [2] (0:11.08) | 0:36.43 [2] (0:11.49) | 0:24.94 [2] (0:11.97) | 0:12.97 [5] (0:12.97) |
| Average Speed [km/h] | 53.8 | 66.4 | 65.9 | 63.9 | 60.3 | 55.4 |
| Top Speed [km/h] | 67.5 | 67.5 | 67.2 | 65.3 | 62.6 | 57.8 |
| Avg. Dist. to Rail [m] | 0.5 | 1.7 | 5.5 | 4.7 | 6.6 | 7.1 |
| Avg. Stride Freq. [Hz] | 2.4 | 2.4 | 2.4 | 2.5 | 2.4 | 2.3 |
| Avg. Stride Length [m] | 6.3 | 7.6 | 7.5 | 7.2 | 6.9 | 6.8 |



- [] Ranking at each section and finish
- :-:- No data available at this section
- NA No data available

| | |
|--------------------------------|--------------------------|
| Horse/Jockey Name | LIMBERING/Jacob Opperman |
| Finish Rank | 9 |
| Fastest Section Time (Section) | 0:10.82 (L1000) |
| Top Speed [km/h] (Section) | 68.0 (L1000) |
| Race State | Finished |



Thomas Farms RC Murray Bridge SA - Professional

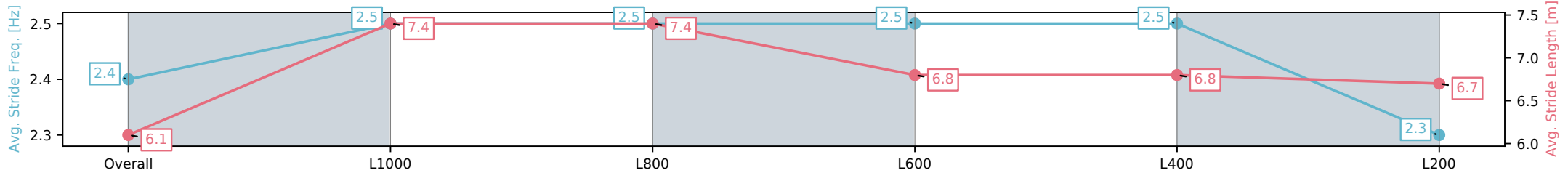
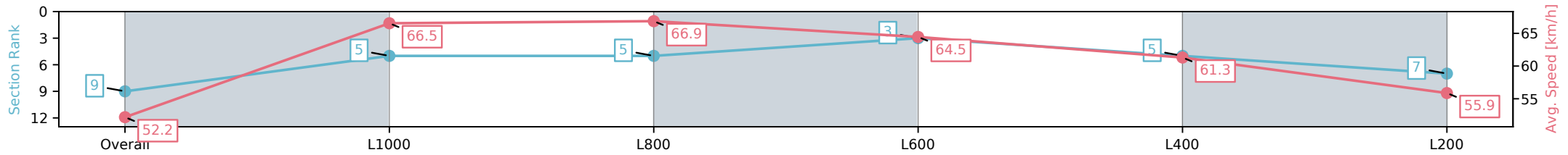
Race 5: Chapman Heavy Mechanical Handicap - 1200m

21 December 2024 - 2:48PM

Track Rating: Good 4, Weather: Fine, Rail Position: +3m 1200m
Chute, True Remainder



| Section | Overall | L1000 | L800 | L600 | L400 | L200 |
|------------------------|--------------------------|--------------------------|--------------------------|--------------------------|--------------------------|--------------------------|
| Section Times | 1:11.84 [9] (0:13.81) | 0:58.03 [5] (0:10.82) | 0:47.21 [5] (0:11.01) | 0:36.20 [3] (0:11.57) | 0:24.62 [5] (0:11.75) | 0:12.87 [7] (0:12.87) |
| Average Speed [km/h] | 52.2 | 66.5 | 66.9 | 64.5 | 61.3 | 55.9 |
| Top Speed [km/h] | 65.4 | 68.0 | 68.0 | 66.9 | 62.9 | 58.9 |
| Avg. Dist. to Rail [m] | 5.0 | 3.6 | 7.3 | 8.3 | 13.0 | 13.3 |
| Avg. Stride Freq. [Hz] | 2.4 | 2.5 | 2.5 | 2.5 | 2.5 | 2.3 |
| Avg. Stride Length [m] | 6.1 | 7.4 | 7.4 | 6.8 | 6.8 | 6.7 |



- [] Ranking at each section and finish
- :-:- No data available at this section
- NA No data available

| | |
|--------------------------------|---------------------|
| Horse/Jockey Name | NURYS/Alice Lindsay |
| Finish Rank | 10 |
| Fastest Section Time (Section) | 0:10.93 (L1000) |
| Top Speed [km/h] (Section) | 67.7 (Overall) |
| Race State | Finished |



Thomas Farms RC Murray Bridge SA - Professional

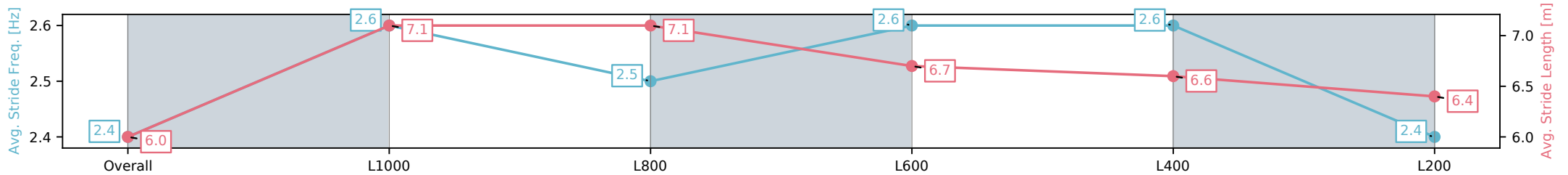
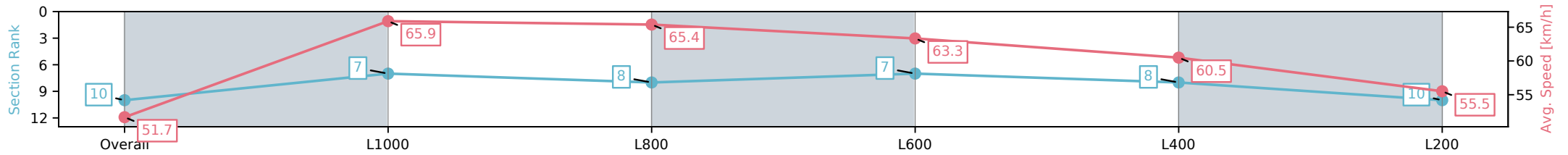
Race 5: Chapman Heavy Mechanical Handicap - 1200m

21 December 2024 - 2:48PM

Track Rating: Good 4, Weather: Fine, Rail Position: +3m 1200m
Chute, True Remainder



| Section | Overall | L1000 | L800 | L600 | L400 | L200 |
|------------------------|---------------------------|--------------------------|--------------------------|--------------------------|--------------------------|---------------------------|
| Section Times | 1:12.42 [10] (0:13.95) | 0:58.47 [7] (0:10.93) | 0:47.54 [8] (0:11.15) | 0:36.39 [7] (0:11.53) | 0:24.86 [8] (0:11.90) | 0:12.96 [10] (0:12.96) |
| Average Speed [km/h] | 51.7 | 65.9 | 65.4 | 63.3 | 60.5 | 55.5 |
| Top Speed [km/h] | 65.7 | 67.7 | 67.7 | 64.6 | 62.1 | 59.1 |
| Avg. Dist. to Rail [m] | 1.5 | 2.0 | 4.6 | 3.1 | 4.2 | 4.4 |
| Avg. Stride Freq. [Hz] | 2.4 | 2.6 | 2.5 | 2.6 | 2.6 | 2.4 |
| Avg. Stride Length [m] | 6.0 | 7.1 | 7.1 | 6.7 | 6.6 | 6.4 |



- [] Ranking at each section and finish
- :-:- No data available at this section
- NA No data available